

# Blancpain GT Series Endurance Cup



**STEWARDS**  
LOG NR 58 Provisional

Result List Free Practice

**POSTED**  
at 13:28

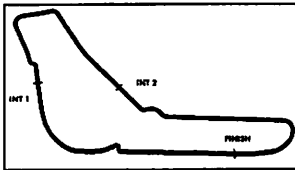
Autodromo Nazionale di Monza, Length: 5793m  
Air temperature: 20.81°C  
Track temperature: 27.69°C  
Weather condition: Dry

Saturday, April 22, 2017 11:00:00



started : 52      classified : 52      not classified : 0

Nr. Drivers	Team	Lap	Best Time	Gap	Diff	Kph	Day Time
Cl. Car	Entrant						
1 75 Stippler/Salaquarda/Schmid Audi R8 LMS	ISR ISR	4	1:47.858			193.3	11:07:50
2 26 Kelders/Rostan/Haase PAM Audi R8 LMS	Sainteloc Racing Sainteloc Junior Team	5	1:48.175	0.317	0.317	192.7	11:11:04
3 63 Engelhart/Caldarelli/Bortolotti Lamborghini Huracan GT3	GRT Grasser Racing Team GRT Grasser Racing Team	3	1:48.212	0.354	0.037	192.7	11:53:35
4 5 Fässler/Stevens/Vanthoor Audi R8 LMS	Belgian Audi Club Team WRT Belgian Audi Club Team WRT	10	1:48.214	0.356	0.002	192.7	11:25:13
5 53 Hommerson/Machiels/Bertolini PAM Ferrari 488 GT3	Spirit Of Race Spirit Of Race	7	1:48.254	0.396	0.040	192.6	11:13:28
6 77 Amstutz/Kodric/Kujala PAM Lamborghini Huracan GT3	Barwell Motorsport Barwell Motorsport	4	1:48.276	0.418	0.022	192.6	11:09:04
7 7 Smith/Jarvis/Kane Bentley Continental GT3	Bentley Team M-Sport Bentley Team M-Sport	6	1:48.314	0.456	0.038	192.5	11:12:21
8 911 Häning/Renauer/Renauer PAM Porsche 991 GT3 R	Herberth Motorsport Herberth Motorsport	10	1:48.327	0.469	0.013	192.5	11:26:10
9 90 Mortara/Meadows/Marciello Mercedes-AMG GT3	AKKA ASP AKKA ASP	4	1:48.338	0.480	0.011	192.4	11:11:27
10 89 Badey/Perfetti/Fontana PAM Mercedes-AMG GT3	AKKA ASP AKKA ASP	7	1:48.347	0.489	0.009	192.4	11:13:08
11 4 Stolz/Christodoulou/Buurman Mercedes-AMG GT3	Mercedes-AMG Team Black Falcon Black Falcon	4	1:48.379	0.521	0.032	192.4	11:09:02
12 19 Perez Companc/Giammaria/Siedler Lamborghini Huracan GT3	GRT Grasser Racing Team GRT Grasser Racing Team	3	1:48.391	0.533	0.012	192.4	11:17:44
13 14 Frey/Ortelli/Costa Emil Frey Jaguar G3	Emil Frey Jaguar Racing Emil Frey Racing	4	1:48.404	0.546	0.013	192.3	11:08:04
14 87 Beaubelique/Bastian/Gounon PAM Mercedes-AMG GT3	AKKA ASP AKKA ASP	6	1:48.420	0.562	0.016	192.3	11:13:44
15 84 Eriksson/Perera/Buhk Mercedes-AMG GT3	Mercedes-AMG Team HTP Motorsport HTP Motorsport	6	1:48.509	0.651	0.089	192.1	11:23:14
16 114 Hirschi/Seefried/Klien Emil Frey Jaguar G3	Emil Frey Jaguar Racing Emil Frey Racing	7	1:48.536	0.678	0.027	192.1	11:23:04
17 67 Van Splunteren/Maggi/Mateu PAM Lamborghini Huracan GT3	Attempto Racing Attempto Racing	5	1:48.544	0.686	0.008	192.1	11:11:34
18 12 Beretta/Gatuso/Piccini Lamborghini Huracan GT3	Ombra Racing Ombra Racing	9	1:48.596	0.738	0.052	192.0	11:19:51
19 17 Leonard/Dennis/Winkelhock Audi R8 LMS	Team WRT Team WRT	3	1:48.616	0.758	0.020	192.0	11:07:22
20 88 Serralles/Vautier/Juncadella Mercedes-AMG GT3	AKKA ASP AKKA ASP	3	1:48.630	0.772	0.014	191.9	11:07:12
21 51 Motoaki/Bontempelli/Beretta PAM Ferrari 488 GT3	AF Corse AF Corse	4	1:48.645	0.787	0.015	191.9	11:07:51
22 97 Al Harthy/Adam PAM Aston Martin V12 GT3	Oman Racing Team with TF Sport Oman Racing Team with TF Sport	10	1:48.677	0.819	0.032	191.8	11:28:28
23 50 Lathouras/Rugolo/Pier Guidi Ferrari 488 GT3	AF Corse Spirit Of Race	5	1:48.694	0.836	0.017	191.8	11:11:16
24 85 Schiller/Sandström/Baumann Mercedes-AMG GT3	HTP Motorsport HTP Motorsport	5	1:48.789	0.931	0.095	191.6	11:14:36
25 27 Crestani/Pohler/Yacaman Lamborghini Huracan GT3	Orange 1 Team Lazarus Lazarus	6	1:48.809	0.951	0.020	191.6	11:11:09
26 72 Shaytar/Molina/Rigon Ferrari 488 GT3	SMP Racing SMP Racing	7	1:48.809	0.951		191.6	11:17:26



# Blancpain GT Series Endurance Cup

## Result List Free Practice

Provisional



Autodromo Nazionale di Monza, Length: 5793m

Air temperature: 20.81°C

Track temperature: 27.69°C


Weather condition: Dry

Saturday, April 22, 2017 11:00:00



started : 52      classified : 52      not classified : 0

Nr. Drivers	Team	Lap	Best Time	Gap	Diff	Kph	Day Time
Cl. Car	Entrant						
27 333 Mattschull/Salikhov/Keilwitz PAM Ferrari 488 GT3	Rinaldi Racing Rinaldi Racing	10	1:48.838	0.980	0.029	191.6	11:29:51
28 31 Lendoudis/Aguas/Balbani Jose PAM Mercedes-AMG GT3	Team Zakspeed Team Zakspeed	6	1:48.882	1.024	0.044	191.5	11:11:50
29 8 Abri/Soucek/Soulet Bentley Continental GT3	Bentley Team M-Sport Bentley Team M-Sport	10	1:48.897	1.039	0.015	191.5	11:23:27
30 23 Ordonez/Chiyo/Buncombe Nissan GT-R Nismo GT3	Motul Team RJN Nissan Team RJN Motorsport	7	1:48.900	1.042	0.003	191.5	11:27:14
31 32 Ludwig/Vinke/Cecon Mercedes-AMG GT3	Team Zakspeed Team Zakspeed	6	1:48.940	1.082	0.040	191.4	11:11:26
32 22 Simmons/Moore/Parry Nissan GT-R Nismo GT3	Motul Team RJN Motorsport Team RJN Motorsport	2	1:48.944	1.086	0.004	191.4	11:05:45
33 48 Heyer/Assenheimer/Dontje Mercedes-AMG GT3	MANN-FILTER Team HTP Motorsport MANN-FILTER Team HTP Motorsport	6	1:48.958	1.100	0.014	191.4	11:11:32
34 11 Broniszewski/Rizzoli/Cressoni PAM Ferrari 488 GT3	Kessel Racing Kessel Racing	6	1:49.007	1.149	0.049	191.3	11:13:27
35 86 Skeen/Gabbiani/Faulkner PAM Mercedes-AMG GT3	HTP Motorsport HTP Motorsport	4	1:49.072	1.214	0.065	191.2	11:08:38
36 78 Matchitski/Ramos/Abra PAM Lamborghini Huracan GT3	Barwell Motorsport Barwell Motorsport	5	1:49.084	1.226	0.012	191.1	11:09:57
37 3 Caygill/Mayr-Melnhof/Venter Audi R8 LMS	Team WRT Team WRT	37	1:49.115	1.257	0.031	191.1	12:31:05
38 60 Costantini/Amici/Lind PAM Lamborghini Huracan GT3	Raton Racing Raton Racing	6	1:49.171	1.313	0.056	191.0	11:11:15
39 66 Venturini/Mapelli/Filipi Lamborghini Huracan GT3	Attempto Racing Attempto Racing	5	1:49.190	1.332	0.019	190.9	11:11:23
40 16 Morley/Toril/Metzger PAM Mercedes-AMG GT3	Black Falcon Black Falcon	7	1:49.210	1.352	0.020	190.9	11:13:52
41 2 Berthon/Richelmi/Treluyer Audi R8 LMS	Belgian Audi Club Team WRT Belgian Audi Club Team WRT	23	1:49.415	1.557	0.205	190.6	12:03:00
42 58 Bamicoat/Bell/Ledogar McLaren 650 S GT3	Strakka Racing Strakka Racing	6	1:49.430	1.572	0.015	190.5	11:12:20
43 488 Ehret/Mastronardi AM Ferrari 488 GT3	Rinaldi Racing Rinaldi Racing	3	1:49.466	1.608	0.036	190.5	11:06:36
44 55 Cioci/Fischella/Calado Ferrari 488 GT3	Kaspersky Motorsport Spirit Of Race	20	1:49.564	1.706	0.098	190.3	12:06:36
45 42 Leventis/Fleming/Williamson PAM McLaren 650 S GT3	Strakka Racing Strakka Racing	5	1:49.601	1.743	0.037	190.2	11:10:22
46 888 Zanuttini/Duyvier/Perel AM Ferrari 488 GT3	Kessel Racing Kessel Racing	28	1:49.635	1.777	0.034	190.2	12:18:49
47 44 Tordoff/Kane/Fumanelli McLaren 650 S GT3	Strakka Racing Strakka Racing	5	1:49.739	1.881	0.104	190.0	11:11:22
48 59 Jaafar/Watson/Stoneman McLaren 650 S GT3	Strakka Racing Strakka Racing	5	1:50.296	2.438	0.557	189.0	11:10:37
49 15 Chaponick/Heckert/Sandberg PAM Mercedes-AMG GT3	Black Falcon Black Falcon	18	1:50.402	2.544	0.106	188.8	12:11:59
50 961 Demirdjian/Eaton/Rizzo AM Ferrari 488 GT3	AF Corse AF Corse	4	1:50.571	2.713	0.169	188.6	11:08:15
51 35 Jensen/Menzel/van Lagen BMW M6 GT3	Walkenhorst Motorsport Walkenhorst Motorsport	28	1:51.083	3.225	0.512	187.7	12:30:54
52 777 Delhez/Vannelet AM Lamborghini Huracan GT3	Team HB Racing Team HB Racing	27	1:51.437	3.579	0.354	187.1	12:28:20



# Blancpain GT Series Endurance Cup

## Result List Free Practice

Provisional



Autodromo Nazionale di Monza, Length: 5793m

Air temperature: 20.81°C

Track temperature: 27.69°C

Weather condition: Dry

Saturday, April 22, 2017 11:00:00



started : 52      classified : 52      not classified : 0

Nr. Drivers	Team	Lap	Best Time	Gap	Diff	Kph	Day Time
Cl. Car	Entrant						



Classification limit: 120%      Time: 2:09.429

Subject to final scrutineering!

Publication time: <b>12.35</b>	Race Director: Alain Adam	Timekeeper: Steffen Ruhl
--------------------------------	---------------------------	--------------------------

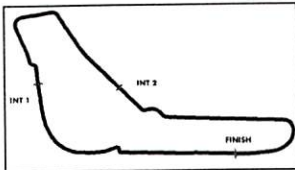
BLANCPAIN Timing

ver: 1.0

[www.blancpain-gt-series.com](http://www.blancpain-gt-series.com)

Page 3/ 3 printed: 22.4.2017 12:33





# Blancpain GT Series Endurance Cup

## Class Result List Free Practice

Provisional



Autodromo Nazionale di Monza, Length: 5793m

Air temperature: 20.81°C

Track temperature: 27.69°C

Weather condition: Dry

Saturday, April 22, 2017 11:00:00



started : 52      classified : 52      not classified : 0

Nr. Drivers	Team	Lap	Best Time	Gap	Diff	Kph	Day Time
Car	Competitor						

### CLASS: AM Cup

Started: 4      Classified: 4

Not Classified: 0

1	488 Ehret/Mastronardi Ferrari 488 GT3	Rinaldi Racing Rinaldi Racing	3	1:49.466			190.5	11:06:36
2	888 Zanuttini/Duyvier/Perel Ferrari 488 GT3	Kessel Racing Kessel Racing	28	1:49.635	0.169	0.169	190.2	12:18:49
3	961 Demirdjian/Eaton/Rizzo Ferrari 488 GT3	AF Corse AF Corse	4	1:50.571	1.105	0.936	188.6	11:08:15
4	777 Delhez/Vannelet Lamborghini Huracan GT3	Team HB Racing Team HB Racing	27	1:51.437	1.971	0.866	187.1	12:28:20

Classification limit: 120%      Time: 2:11.359

### CLASS: Pro-AM Cup

Started: 18      Classified: 18

Not Classified: 0

1	26 Kelders/Rostan/Haase Audi R8 LMS	Sainteloc Racing Sainteloc Junior Team	5	1:48.175			192.7	11:11:04
2	53 Hommerson/Machiels/Bertolini Ferrari 488 GT3	Spirit Of Race Spirit Of Race	7	1:48.254	0.079	0.079	192.6	11:13:28
3	77 Amstutz/Kodric/Kujala Lamborghini Huracan GT3	Barwell Motorsport Barwell Motorsport	4	1:48.276	0.101	0.022	192.6	11:09:04
4	911 Häring/Renauer/Renauer Porsche 991 GT3 R	Herberth Motorsport Herberth Motorsport	10	1:48.327	0.152	0.051	192.5	11:26:10
5	89 Badey/Perfetti/Fontana Mercedes-AMG GT3	AKKA ASP AKKA ASP	7	1:48.347	0.172	0.020	192.4	11:13:08
6	87 Beaubelique/Bastiani/Gounon Mercedes-AMG GT3	AKKA ASP AKKA ASP	6	1:48.420	0.245	0.073	192.3	11:13:44
7	67 Van Splunteren/Maggi/Mateu Lamborghini Huracan GT3	Attempto Racing Attempto Racing	5	1:48.544	0.369	0.124	192.1	11:11:34
8	51 Motoaki/Bontempelli/Beretta Ferrari 488 GT3	AF Corse AF Corse	4	1:48.645	0.470	0.101	191.9	11:07:51
9	97 Al Harthy/Adam Aston Martin V12 GT3	Oman Racing Team with TF Sport Oman Racing Team with TF Sport	10	1:48.677	0.502	0.032	191.8	11:28:28
10	333 Mattschull/Salikhov/Keilwitz Ferrari 488 GT3	Rinaldi Racing Rinaldi Racing	10	1:48.838	0.663	0.161	191.6	11:29:51
11	31 Lendoudis/Aguas/Balbani Jose Mercedes-AMG GT3	Team Zakspeed Team Zakspeed	6	1:48.882	0.707	0.044	191.5	11:11:50
12	11 Broniszewski/Rizzoli/Cressoni Ferrari 488 GT3	Kessel Racing Kessel Racing	6	1:49.007	0.832	0.125	191.3	11:13:27
13	86 Skeen/Gabbiani/Faulkner Mercedes-AMG GT3	HTP Motorsport HTP Motorsport	4	1:49.072	0.897	0.065	191.2	11:08:38
14	78 Matchitski/Ramos/Abra Lamborghini Huracan GT3	Barwell Motorsport Barwell Motorsport	5	1:49.084	0.909	0.012	191.1	11:09:57
15	60 Costantini/Amici/Lind Lamborghini Huracan GT3	Raton Racing Raton Racing	6	1:49.171	0.996	0.087	191.0	11:11:15
16	16 Morley/Toril/Metzger Mercedes-AMG GT3	Black Falcon Black Falcon	7	1:49.210	1.035	0.039	190.9	11:13:52
17	42 Leventis/Fleming/Williamson McLaren 650 S GT3	Strakka Racing Strakka Racing	5	1:49.601	1.426	0.391	190.2	11:10:22
18	15 Chaponick/Heckert/Sandberg Mercedes-AMG GT3	Black Falcon Black Falcon	18	1:50.402	2.227	0.801	188.8	12:11:59

Classification limit: 120%      Time: 2:09.810

BLANCPAIN Timing

ver: 1.0

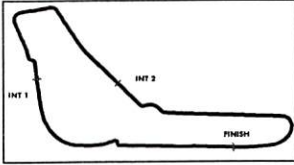
www.blancpain-gt-series.com

Page 1 / 2 printed: 22.4.2017 12:33



*Handwritten signature*





# Blancpain GT Series Endurance Cup

## Class Result List Free Practice

Provisional



Autodromo Nazionale di Monza, Length: 5793m

Air temperature: 20.81°C

Track temperature: 27.69°C

Weather condition: Dry

Saturday, April 22, 2017 11:00:00



started : 52      classified : 52      not classified : 0

Nr. Drivers	Team	Lap	Best Time	Gap	Diff	Kph	Day Time
Car	Competitor						



Subject to final scrutineering!

Publication time:

*12.35*

Race Director: Alain Adam

*[Handwritten signature]*

Timekeeper: Steffen Ruhf

*[Handwritten signature]*

BLANCPAIN Timing

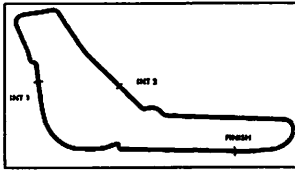
ver: 1.0

[www.blancpain-gt-series.com](http://www.blancpain-gt-series.com)

Page 2 / 2 printed: 22.4.2017 12:33







# Blancpain GT Series Endurance Cup

## Sector List Free Practice

Provisional



Autodromo Nazionale di Monza, Length: 5793m

Air temperature: 20.81°C

Track temperature: 27.69°C

Weather condition: Dry

Saturday, April 22, 2017 11:00:00



Lap	Time	SE1	SP1	SE2	SP2	SE3	SP3	TSP	Lap	Time	SE1	SP1	SE2	SP2	SE3	SP3	TSP
7	7:06.952	5:51.955	254	37.348	263	37.649	237	213	23	5:51.649	4:34.256	254	38.205	260	39.188	236	211
8	1:49.933	34.272	257	37.626	263	38.035	237	279	24	1:48.840	34.441	255	37.304	262	37.095	236	276
9	1:48.845	34.620	257	36.965	265	37.260	237	280	25	1:48.566	34.356	255	37.132	263	37.078	237	277
10	1:48.214	34.225	258	36.966	265	37.023	235	280	26	1:54.348	34.274	257	39.166	257	40.908	236	279
11	1:55.926	34.392	258	36.825	264	44.709	49	279	27	1:48.792	34.278	255	37.330	263	37.184	236	279
12	21:14.417	19:56.450	251	38.881	258	39.086	234	209	28	1:52.091	34.268	257	37.294	264	40.529	234	279
13	1:51.377	35.020	254	38.184	259	38.173	235	274	29	1:49.455	34.356	257	37.236	264	37.863	237	279
14	1:50.671	34.680	255	38.209	260	37.782	234	276	30	1:51.273	34.576	258	38.184	262	38.513	237	279
15	1:50.111	34.724	255	37.653	261	37.734	234	275	31	1:58.083	34.306	257	37.371	263	46.406	49	279
16	1:49.774	34.633	255	37.519	260	37.622	236	276									

### 7 Smith, GBR / Jarvis, GBR / Kane, GBR

theoretical besttime: 1:48.016

1	3:11.486	1:48.799	192	43.513	224	39.174	236	169	18	1:49.307	34.407	257	37.557	263	37.343	236	276
2	1:51.317	34.457	260	37.090	266	39.770	241	277	19	2:02.873	35.375	255	40.348	217	47.150	49	260
3	1:48.757	34.202	260	37.284	265	37.271	241	279	20	8:10.021	6:53.939	256	38.009	261	38.073	236	211
4	1:51.039	34.948	258	37.121	265	38.970	238	279	21	1:53.337	35.925	256	38.354	188	39.058	236	272
5	1:50.110	34.793	257	36.958	264	36.359	235	258	22	1:49.913	34.715	257	37.721	263	37.477	236	273
6	1:48.314	34.225	260	37.233	263	36.856	240	277	23	2:02.094	35.955	257	38.647	260	47.492	49	227
7	1:57.176	34.423	260	37.019	265	45.734	49	277	24	2:59.860	1:41.943	251	38.392	264	39.525	236	197
8	5:29.961	4:10.311	255	39.343	262	40.307	237	129	25	1:50.229	34.676	258	37.782	263	37.771	236	272
9	1:51.093	35.163	257	38.006	263	37.924	236	250	26	1:54.076	34.559	259	38.001	265	41.516	240	274
10	1:50.026	34.768	258	37.670	265	37.588	237	266	27	1:50.517	34.912	258	38.073	264	37.532	236	274
11	1:50.841	34.616	259	38.534	265	37.691	238	272	28	1:49.714	34.602	258	37.682	264	37.430	236	276
12	1:49.569	34.475	259	37.634	265	37.460	239	270	29	1:58.591	34.559	259	38.627	262	45.405	49	271
13	1:57.559	35.188	259	37.820	264	44.551	49	225	30	3:08.800	1:50.663	257	38.265	263	39.872	234	212
14	4:15.382	2:22.733	225	44.660	177	1:07.989	49	212	31	1:50.285	34.982	258	37.811	263	37.492	239	272
15	14:02.130	12:43.114	257	40.340	260	38.676	234	115	32	1:50.128	34.677	260	37.901	262	37.550	238	273
16	1:51.065	34.762	255	38.329	261	37.974	236	274	33	1:50.071	34.586	257	37.804	261	37.681	234	278
17	1:50.079	34.698	257	37.782	263	37.599	235	274	34	1:49.781	34.573	257	37.553	262	37.655	236	276

### 8 Abril, MCO / Soucek, ESP / Soulet, BEL

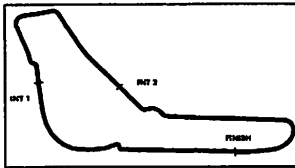
theoretical besttime: 1:48.727

1	2:45.667	1:15.224	204	42.277	240	48.166	49	153	18	1:58.184	35.596	248	37.988	260	44.600	49	257
2	3:43.128	2:21.923	254	39.882	261	41.323	234	211	19	2:51.731	1:35.469	257	37.703	261	38.559	236	213
3	1:50.786	34.710	257	38.357	262	37.719	234	275	20	1:49.383	34.511	256	37.349	261	37.523	234	275
4	1:49.497	34.597	256	37.466	263	37.434	237	278	21	1:49.201	34.906	256	37.235	261	37.060	237	274
5	1:50.460	34.668	257	38.251	262	37.541	237	267	22	1:50.050	34.538	258	37.716	261	37.796	236	270
6	1:56.486	34.680	257	37.456	262	44.350	49	276	23	1:49.206	34.649	255	37.358	260	37.199	236	274
7	4:00.965	2:41.009	254	37.898	262	42.058	234	214	24	1:56.474	34.547	255	37.368	261	44.559	49	274
8	1:49.617	34.751	257	37.638	263	37.228	238	274	25	5:26.235	4:05.646	257	38.122	261	42.467	236	213
9	1:51.262	34.480	257	38.094	263	38.688	235	275	26	1:49.838	34.883	255	37.518	261	37.437	234	274
10	1:48.897	34.475	255	37.390	263	37.032	236	276	27	1:51.405	34.646	257	37.907	261	38.852	237	276
11	1:49.117	34.489	257	37.256	264	37.372	237	274	28	1:50.628	35.052	255	38.032	260	37.544	233	273
12	1:51.017	34.600	259	37.586	263	38.831	237	253	29	1:50.018	34.977	254	37.593	261	37.448	236	275
13	1:49.028	34.628	257	37.220	262	37.180	237	276	30	2:01.452	34.858	255	40.241	243	46.353	49	276
14	1:56.773	34.590	258	37.258	263	44.925	49	275	31	4:57.244	3:40.815	255	37.827	260	38.602	236	214
15	16:50.620	15:33.651	251	38.823	260	38.146	235	202	32	1:49.754	34.833	255	37.556	261	37.365	236	274
16	1:51.957	35.022	254	37.571	255	39.364	235	270	33	2:01.403	35.011	257	43.205	250	43.187	238	276
17	1:50.211	34.719	257	37.754	263	37.738	233	276	34	1:49.868	34.662	257	37.875	262	37.331	236	275

### 11 Broniszewski, POL / Rizzoli, ITA / Cressoni, ITA

theoretical besttime: 1:48.935

1	4:09.119	2:41.093	239	42.064	183	45.962	230	152	11	1:49.315	34.502	254	37.561	259	37.252	235	273
2	1:50.666	34.891	255	37.734	261	38.041	234	271	12	2:00.521	34.578	254	37.404	262	48.539	49	274
3	1:49.175	34.465	257	37.336	261	37.374	236	276	13	21:08.914	19:52.386	250	37.958	259	38.570	232	205
4	1:59.494	34.740	257	41.853	168	42.901	233	276	14	1:51.730	35.050	255	37.907	260	38.773	232	269
5	1:49.793	34.744	254	37.580	258	37.469	235	274	15	1:50.677	34.673	255	38.164	261	37.840	231	274
6	1:49.007	34.374	255	37.408	261	37.225	232	274	16	1:50.220	34.949	254	37.647	259	37.624	235	270
7	1:58.661	34.441	254	38.519	235	45.701	49	275	17	1:49.369	34.505	254	37.397	261	37.467	236	275
8	6:55.518	5:39.733	251	37.719	252	38.066	232	211	18	1:50.337	34.858	252	38.011	258	37.468	234	274
9	1:49.465	34.435	253	37.571	257	37.279	233	272	19	1:57.352	34.584	255	38.320	260	44.448	49	274
10	1:49.805	34.428	254	37.753	259	37.624	231	272									



# Blancpain GT Series Endurance Cup

## Sector List Free Practice

Provisional



Autodromo Nazionale di Monza, Length: 5793m  
Air temperature: 20.81°C  
Track temperature: 27.69°C  
Weather condition: Dry

Saturday, April 22, 2017 11:00:00

Lap	Time	SE1	SP1	SE2	SP2	SE3	SP3	TSP	Lap	Time	SE1	SP1	SE2	SP2	SE3	SP3	TSP
<b>12 Beretta, ITA / Gatuso, ITA / Piccini, ITA</b>									<b>theoretical besttime: 1:48.354</b>								
1	2:21.915	1:02.844	245	40.197	254	38.874	240	195	19	1:53.970	34.585	257	40.105	236	39.280	238	276
2	1:51.051	34.974	255	37.967	264	38.110	240	275	20	1:50.201	34.753	257	37.641	262	37.807	237	277
3	1:50.276	34.715	258	38.203	265	37.358	240	280	21	1:52.162	35.281	254	37.964	263	38.917	236	277
4	1:48.861	34.235	259	37.319	264	37.307	241	281	22	2:01.369	34.716	256	37.909	262	48.744	48	276
5	1:49.979	34.150	258	37.102	264	38.727	238	283	23	4:59.027	3:42.660	254	38.121	261	38.246	237	210
6	1:56.552	34.225	257	37.237	263	45.090	48	279	24	1:50.366	34.695	256	37.948	261	37.723	236	275
7	4:34.875	3:19.703	255	37.601	260	37.571	237	211	25	1:50.544	34.693	257	38.069	261	37.782	237	276
8	1:48.890	34.475	255	37.145	261	37.270	236	276	26	1:49.901	34.824	256	37.606	262	37.471	238	276
9	1:48.596	34.293	256	37.201	261	37.102	238	277	27	2:00.978	34.955	258	38.783	262	47.240	48	278
10	1:56.382	34.360	257	37.252	264	44.770	48	278	28	5:17.108	4:00.669	254	38.363	261	38.076	238	208
11	3:20.882	2:05.336	257	38.075	263	37.471	238	208	29	1:53.964	34.659	256	41.245	260	38.060	236	272
12	1:48.826	34.251	257	37.201	263	37.374	239	277	30	1:51.408	34.547	255	38.759	260	38.102	237	275
13	1:49.759	34.342	256	37.148	264	38.269	239	278	31	1:50.357	34.565	255	38.144	258	37.648	238	276
14	1:48.693	34.314	256	37.142	263	37.237	238	277	32	1:56.137	34.441	256	37.492	262	44.204	48	277
15	2:17.701	34.313	256	37.988	260	1:05.400	48	276	33	3:13.861	1:58.660	256	37.662	260	37.539	237	211
16	14:14.524	12:55.070	238	39.728	258	39.726	239	208	34	1:50.444	34.983	255	37.567	261	37.894	238	275
17	1:52.325	34.988	256	38.155	257	39.182	238	272	35	1:50.064	34.539	257	38.042	260	37.483	238	277
18	1:50.552	34.684	257	38.045	261	37.823	238	278									

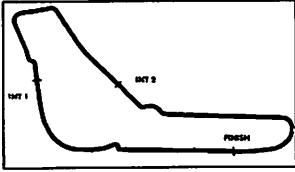
<b>14 Frey, CHE / Ortelli, MCO / Costa, ESP</b>									<b>theoretical besttime: 1:48.234</b>								
1	2:29.251	1:08.061	211	41.537	231	39.653	232	190	14	1:54.511	34.457	258	38.344	263	41.710	241	280
2	1:54.836	37.198	226	38.689	254	38.949	236	214	15	1:49.428	34.523	258	37.430	266	37.475	238	279
3	1:51.725	34.438	257	39.967	263	37.320	238	278	16	1:59.329	35.651	260	37.966	267	45.712	48	245
4	1:48.404	34.483	258	37.069	265	36.852	238	276	17	6:44.273	5:28.185	255	37.771	263	38.317	239	214
5	3:05.408	34.416	230					275	18	1:49.239	34.459	258	37.446	264	37.334	238	279
6	36:18.722	34:56.911	205	42.223	251	39.588	237	111	19	1:49.193	34.455	258	37.498	265	37.240	237	280
7	1:51.016	34.822	258	38.102	263	38.092	233	261	20	2:01.735	34.510	260	37.558	265	49.667	48	277
8	1:50.076	34.673	259	38.121	263	37.282	238	274	21	3:27.702	2:10.126	258	39.161	263	38.415	234	205
9	1:48.946	34.313	258	37.390	265	37.243	238	277	22	1:52.614	35.011	257	38.949	263	38.654	236	278
10	2:01.358	34.557	260	37.726	265	49.075	48	260	23	1:50.583	34.700	258	38.200	263	37.683	240	279
11	4:05.314	2:48.867	252	38.501	263	37.946	239	203	24	1:51.308	35.219	258	38.440	264	37.649	238	277
12	1:51.150	34.894	258	37.751	263	38.505	238	273	25	1:51.116	35.000	259	38.140	265	37.976	237	281
13	1:50.688	34.679	258	38.261	262	37.748	238	278									

<b>15 Chaponick, USA / Heckert, USA / Sandberg, USA</b>									<b>theoretical besttime: 1:49.859</b>								
1	3:36.342	2:16.365	252	39.924	254	40.053	232	195	15	1:55.344	36.412	247	39.075	229	39.857	228	218
2	1:52.353	34.757	256	38.607	236	38.989	233	273	16	1:55.762	36.831	252	38.725	247	40.206	231	184
3	1:50.736	34.581	255	37.987	259	38.168	237	274	17	1:57.425	38.014	208	40.017	209	39.394	229	182
4	1:59.637	34.656	256	38.029	260	46.952	49	272	18	1:50.402	35.124	253	37.654	258	37.624	231	271
5	12:01.361	10:43.985	251	38.802	256	38.574	232	162	19	1:53.906	34.938	255	39.053	250	39.915	234	274
6	1:51.237	35.072	252	38.012	258	38.153	231	270	20	1:54.543	36.848	239	39.096	258	38.599	232	273
7	1:50.606	34.734	254	37.936	258	37.936	232	272	21	1:55.691	35.063	253	38.033	257	42.595	234	274
8	1:51.665	35.665	255	38.196	261	37.804	234	241	22	1:58.727	35.042	253	37.975	258	45.710	50	273
9	1:50.752	34.874	255	38.067	259	37.811	233	274	23	4:16.253	2:58.431	250	39.027	257	38.795	228	158
10	1:51.031	35.011	252	37.665	258	38.355	194	271	24	1:52.537	35.547	252	38.326	258	38.664	229	269
11	13:25.517							134	25	1:51.556	35.229	252	38.082	258	38.245	230	270
12	16:16.323	14:50.351	208	42.992	214	42.980	222	150	26	1:51.601	35.161	252	38.322	258	38.118	231	272
13	2:02.308	39.578	210	40.293	229	42.437	226	189	27	1:54.300	35.303	252	38.577	257	40.420	195	268
14	2:00.028	39.261	204	40.293	229	40.474	228	195									

<b>16 Morley, GBR / Toril, ESP / Metzger, DEU</b>									<b>theoretical besttime: 1:49.086</b>								
1	2:43.764	1:20.059	247	43.234	198	40.471	230	166	15	1:53.726	36.593	221	38.752	251	38.381	233	210
2	1:49.784	34.907	252	37.159	259	37.718	232	270	16	1:50.106	34.937	252	37.601	258	37.568	236	271
3	1:56.982	35.210	202	42.339	183	39.433	230	259	17	1:59.203	34.714	254	37.661	259	46.828	50	272
4	1:49.561	34.761	254	37.315	258	37.485	231	272	18	4:38.115	3:20.547	251	39.061	256	38.507	233	208
5	1:49.675	34.767	254	37.603	258	37.305	232	273	19	1:51.502	35.144	254	38.020	258	38.338	233	270
6	1:52.882	34.728	254	37.986	258	40.168	232	272	20	1:50.448	34.755	254	37.779	259	37.914	231	273
7	1:49.210	34.719	252	37.278	257	37.213	231	271	21	1:51.238	34.942	256	38.358	260	37.938	232	270
8	1:57.200	34.732	252	37.245	257	45.223	50	270	22	1:52.390	36.348	253	38.214	258	37.828	236	270
9	5:53.394	4:35.649	251	37.628	257	40.117	230	209	23	1:50.920	35.006	252	38.126	258	37.788	234	270
10	1:55.329	40.048	242	37.843	258	37.438	232	270	24	1:58.656	34.916	254	37.988	257	45.752	49	270
11	1:58.290	34.898	253	37.484	258	45.908	49	271	25	11:29.082	10:10.737	233	39.810	255	38.535	234	208







# Blancpain GT Series Endurance Cup

## Sector List Free Practice

Provisional



Autodromo Nazionale di Monza, Length: 5793m

Air temperature: 20.81°C

Track temperature: 27.69°C

Weather condition: Dry

Saturday, April 22, 2017 11:00:00



Lap	Time	SE1	SP1	SE2	SP2	SE3	SP3	TSP	Lap	Time	SE1	SP1	SE2	SP2	SE3	SP3	TSP
12	23:09.973	21:50.028	208	40.019	256	39.926	218	164	26	1:51.326	35.072	253	37.880	258	38.374	233	271
13	1:53.041	36.094	252	38.764	256	38.183	232	232	27	1:52.209	36.082	254	38.201	257	37.926	236	274
14	1:50.857	35.327	255	37.851	259	37.679	233	262	28	1:50.593	34.744	254	37.933	258	37.916	235	272

### 17 Leonard, GBR / Dennis, GBR / Winkelhock, DEU

theoretical besttime: 1:48.555

1	3:43.873	2:23.789	243	39.977	260	40.107	235	201	18	1:50.148	34.597	256	37.910	259	37.641	234	277
2	1:49.755	34.565	255	37.714	262	37.476	235	279	19	1:57.862	34.589	254	37.453	260	45.820	49	275
3	<b>1:48.616</b>	<b>34.271</b>	<b>256</b>	<b>37.185</b>	<b>263</b>	<b>37.160</b>	<b>236</b>	<b>277</b>	20	3:17.887	2:01.752	253	38.041	260	38.094	233	210
4	1:51.513	34.484	257	39.168	261	37.861	235	279	21	1:50.482	34.660	254	37.900	261	37.922	234	276
5	1:48.878	34.282	255	37.497	263	37.099	236	279	22	1:50.742	34.777	255	37.750	261	38.215	234	279
6	1:57.362	34.336	256	37.427	263	45.599	49	278	23	1:50.513	34.809	255	37.799	262	37.905	233	278
7	4:52.066	3:33.974	254	38.961	214	39.131	234	210	24	1:50.675	34.712	257	37.897	261	38.066	234	277
8	1:50.796	35.178	254	37.676	261	37.942	235	277	25	1:51.530	34.890	256	38.547	261	38.093	235	276
9	1:51.386	34.817	256	38.729	261	37.840	233	277	26	1:59.212	35.400	256	38.035	262	45.777	49	274
10	1:59.211	34.683	255	37.815	262	46.713	49	277	27	2:22.576	1:05.364	250	38.413	261	38.799	234	207
11	4:59.150	3:43.099	254	38.355	260	37.696	235	209	28	1:50.547	34.594	255	37.936	261	38.017	235	278
12	1:49.904	34.877	254	37.496	261	37.531	234	276	29	1:51.062	34.845	255	38.059	261	38.158	233	279
13	2:19.431	34.611	254	39.557	260	1:05.263	44	276	30	1:50.548	34.624	255	37.905	263	38.019	235	279
14	15:49.138	14:29.129	252	38.000	261	42.009	234	193	31	1:59.618	34.558	256	39.268	258	45.792	49	279
15	1:52.166	37.163	248	37.592	260	37.411	233	276	32	3:26.244	2:10.286	255	38.031	261	37.927	234	210
16	1:49.295	34.656	254	37.300	261	37.339	234	276	33	1:50.035	34.678	254	37.797	261	37.560	235	276
17	1:49.280	34.494	255	37.369	261	37.417	234	276	34	2:01.886	34.840	255	38.821	256	48.225	49	276

### 19 Perez Companc, ARG / Giannaria, ITA / Siedler, AUT

theoretical besttime: 1:48.130

1	14:06.874	12:50.018	254	38.748	258	38.108	233	205	14	1:49.797	34.478	256	37.568	264	37.751	237	280
2	1:48.494	34.653	254	37.013	262	<b>36.828</b>	235	276	15	1:50.905	34.409	257	38.574	263	37.922	233	278
3	<b>1:48.391</b>	<b>34.342</b>	<b>257</b>	<b>37.123</b>	<b>263</b>	<b>36.926</b>	<b>233</b>	<b>276</b>	16	1:49.780	34.728	255	37.442	261	37.610	235	277
4	1:48.585	34.532	256	<b>36.960</b>	<b>263</b>	37.093	236	279	17	1:59.685	35.685	257	37.726	262	46.274	48	276
5	1:54.995	35.738	257	37.737	263	41.520	231	218	18	9:18.023	8:00.312	251	38.788	258	38.923	233	206
6	1:49.774	34.648	<b>257</b>	37.838	<b>263</b>	37.288	234	<b>281</b>	19	1:50.828	34.692	252	37.837	260	38.299	233	280
7	1:59.289	34.709	257	38.373	<b>265</b>	46.207	48	279	20	1:50.327	34.397	256	37.643	263	38.287	234	279
8	5:58.723	4:42.155	253	38.917	261	37.651	233	210	21	1:49.791	34.416	257	37.582	263	37.793	235	279
9	2:38.754	35.412	254	43.336	198	1:20.006	48	272	22	1:50.723	34.379	256	38.608	260	37.736	234	280
10	17:26.301	16:07.558	245	39.333	258	39.410	232	190	23	1:49.750	34.455	257	37.644	262	37.651	234	277
11	1:50.678	34.809	255	37.989	261	37.880	233	276	24	2:02.176	35.245	257	39.090	262	47.841	48	277
12	1:51.260	34.963	255	37.763	263	38.534	235	280	25	4:56.839	3:39.593	255	38.524	260	38.722	232	212
13	1:49.611	34.525	255	37.464	264	37.622	234	277	26	1:49.985	34.536	257	37.639	261	37.810	234	278

### 22 Simmons, GBR / Moore, GBR / Parry, GBR

theoretical besttime: 1:48.915

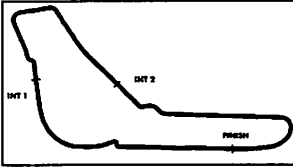
1	3:56.545	2:38.620	198	39.992	243	37.933	245	150	4	2:16.668	38.497	213	41.285	230	56.886	47	284
2	<b>1:48.944</b>	<b>34.302</b>	261	<b>37.384</b>	<b>269</b>	37.258	244	282	5	56:48.265	54:09.127	94	1:12.567	96	1:26.571	47	81
3	1:52.768	34.453	<b>262</b>	41.066	229	<b>37.229</b>	243	278									

### 23 Ordonez, ESP / Chiyo, JPN / Buncombe, GBR

theoretical besttime: 1:48.793

1	15:52.883	14:31.087	253	41.771	257	40.025	241	185	15	1:51.213	34.810	256	37.962	263	38.441	240	277
2	1:49.154	<b>34.524</b>	255	37.570	261	<b>37.060</b>	240	275	16	1:49.792	34.732	255	37.871	262	37.189	240	276
3	1:52.425	34.705	255	37.378	263	40.342	240	276	17	1:49.875	34.883	255	37.601	261	37.391	237	276
4	2:12.228	4:22.002	204	47.086	206	43.140	240	276	18	1:49.623	34.832	255	37.619	261	37.172	242	276
5	1:49.214	34.578	255	37.379	261	37.257	238	274	19	1:57.063	34.648	256	37.644	261	44.771	48	276
6	1:49.132	34.751	255	37.238	<b>263</b>	37.143	240	276	20	4:03.817	2:44.943	254	39.100	260	39.774	238	207
7	<b>1:48.900</b>	34.546	255	<b>37.209</b>	<b>263</b>	37.145	242	276	21	1:50.824	34.924	257	38.134	263	37.766	240	273
8	2:02.637	34.576	256	38.638	251	49.423	48	275	22	1:50.324	34.761	257	37.967	263	37.596	243	276
9	19:41.145	18:23.868	248	38.973	252	38.304	240	168	23	1:50.369	34.753	256	37.866	262	37.750	243	279
10	1:50.670	34.960	254	37.922	260	37.788	237	266	24	1:50.514	34.790	256	38.008	261	37.716	242	276
11	1:49.846	34.753	254	37.721	261	37.372	237	276	25	1:50.973	34.672	256	37.916	263	38.385	235	274
12	1:52.987	34.836	255	38.290	233	39.861	237	271	26	1:50.842	34.963	256	38.135	263	37.744	241	273
13	2:02.728	34.941	253	38.289	260	49.498	41	273	27	1:58.527	34.756	257	38.023	263	45.748	48	272
14	5:20.001	4:03.469	252	38.564	261	37.968	239	175									





# Blancpain GT Series Endurance Cup

## Sector List Free Practice

Provisional



Autodromo Nazionale di Monza, Length: 5793m

Air temperature: 20.81°C

Track temperature: 27.69°C

Weather condition: Dry

Saturday, April 22, 2017 11:00:00



Lap	Time	SE1	SP1	SE2	SP2	SE3	SP3	TSP	Lap	Time	SE1	SP1	SE2	SP2	SE3	SP3	TSP
10	1:50.491	35.343	255	37.594	260	37.554	235	274	26	1:57.736	34.679	254	37.858	259	45.199	49	274
11	1:49.626	34.479	255	37.443	261	37.704	234	276	27	5:42.139	4:25.791	252	38.411	259	37.937	234	180
12	1:57.153	35.238	256	37.473	262	44.442	48	276	28	1:54.915	39.138	248	38.141	259	37.636	234	274
13	20:10.945	18:45.965	150	45.081	207	39.899	234	196	29	1:50.260	34.806	255	37.885	260	37.569	235	275
14	1:54.062	35.611	253	38.611	258	39.840	233	266	30	1:50.437	34.749	256	37.813	260	37.875	236	275
15	1:53.095	34.848	255	38.386	261	39.861	230	276	31	1:50.926	35.027	256	38.142	260	37.757	234	265
16	1:52.199	35.230	254	38.559	259	38.410	233	273	32	1:50.067	34.842	255	37.701	260	37.524	235	274

### 35 Jensen, DNK / Menzel, DEU / van Lagen, NLD

theoretical besttime: 1:50.909

1	3:41.955	1:49.947	129	56.785	121	55.223	151	127	15	1:54.396	36.386	250	39.128	255	38.882	231	228
2	2:30.404	47.365	157	52.658	145	50.381	175	175	16	1:53.951	36.328	251	38.580	257	39.043	232	234
3	2:26.541	49.023	138	49.677	180	47.841	188	187	17	1:52.717	35.510	253	38.793	258	38.414	232	251
4	2:11.222	43.340	191	43.668	204	44.214	190	176	18	1:59.984	35.440	252	38.447	257	46.097	50	264
5	2:26.301	44.290	196	45.776	202	56.235	41	169	19	4:18.765	2:58.803	247	40.312	255	39.650	232	193
6	12:09.699	10:46.495	213	42.783	235	40.421	214	181	20	1:52.944	35.725	251	38.535	255	38.684	231	266
7	1:59.350	38.106	229	41.189	236	40.055	214	225	21	1:51.897	35.367	252	38.248	258	38.282	232	270
8	1:58.012	37.512	232	40.313	237	40.187	215	247	22	1:51.568	35.125	252	38.185	258	38.258	232	272
9	1:58.325	37.644	230	40.748	238	39.933	215	247	23	2:00.086	35.325	253	38.803	256	45.958	50	272
10	2:43.778	41.589	168	45.071	175	1:17.118	49	182	24	4:15.889	2:58.877	250	38.519	257	38.493	230	210
11	15:14.137	13:46.754	218	45.043	238	42.340	218	153	25	1:55.158	35.743	216	39.604	259	39.811	230	268
12	2:02.371	38.575	228	42.494	241	41.302	218	206	26	1:51.731	35.407	251	38.196	257	38.128	233	272
13	2:10.733	39.119	210	41.714	232	49.900	50	209	27	1:51.125	35.025	252	38.015	259	38.085	232	271
14	6:00.083	4:40.603	244	39.928	254	39.552	229	192	28	1:51.083	34.972	254	38.189	258	37.922	236	272

### 42 Leventis, GBR / Fleming, GBR / Williamson, GBR

theoretical besttime: 1:49.379

1	3:03.131	1:22.949	205	51.196	118	48.986	235	155	9	1:53.916	35.106	254	39.207	260	39.603	236	272
2	1:49.846	34.792	253	37.361	259	37.693	235	271	10	1:52.801	35.620	252	38.698	260	38.483	231	266
3	1:49.802	34.606	253	37.378	260	37.818	235	274	11	1:55.449	34.924	255	41.753	260	38.772	231	273
4	1:49.727	34.687	252	37.418	259	37.622	236	274	12	1:52.196	35.295	253	38.550	258	38.351	233	272
5	1:49.601	34.547	252	37.328	259	37.726	235	272	13	1:52.058	35.145	252	38.552	258	38.361	231	272
6	1:49.710	34.673	252	37.494	257	37.543	235	272	14	1:52.230	34.955	252	38.837	258	38.438	232	272
7	1:56.337	34.508	254	37.527	258	44.302	49	273	15		35.578	252	38.829	258			272
8	4:09.509	2:48.056	254	41.735	249	39.718	230	184									

### 44 Tordoff, GBR / Kane, GBR / Fumanelli, ITA

theoretical besttime: 1:49.616

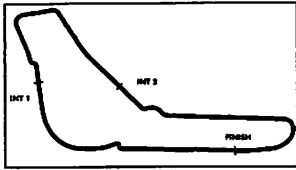
1	3:59.809	2:41.773	250	39.624	257	38.412	235	179	16	1:51.395	34.937	253	38.291	258	38.167	230	273
2	1:51.470	34.702	254	38.853	258	37.915	233	267	17	1:50.351	34.750	252	37.873	260	37.728	233	274
3	1:50.772	35.058	256	37.960	260	37.754	237	261	18	1:51.500	34.631	252	38.487	259	38.382	233	274
4	1:50.503	34.551	255	38.177	259	37.775	234	274	19	1:51.315	34.942	252	38.300	260	38.073	233	274
5	1:49.739	34.572	254	37.661	261	37.506	235	273	20	1:51.480	34.938	252	38.578	258	37.964	231	272
6	1:49.954	34.545	254	37.618	260	37.791	233	276	21	1:58.727	35.059	253	37.850	259	45.818	49	273
7	1:50.853	35.437	254	37.894	259	37.522	235	274	22	9:40.311	8:21.562	243	38.399	258	40.350	233	209
8	1:49.795	34.630	254	37.599	260	37.566	234	274	23	1:50.553	34.842	253	37.759	258	37.952	234	271
9	1:58.180	35.113	252	37.703	259	45.364	49	272	24	1:50.859	34.671	254	37.827	259	38.361	233	273
10	4:40.063	3:24.020	254	38.245	260	37.798	233	213	25	2:00.739	34.715	255	37.889	261	48.135	49	274
11	1:50.418	34.685	254	38.045	260	37.688	233	274	26	8:25.211	7:05.889	225	39.444	259	39.878	233	205
12	1:49.926	34.682	254	37.565	261	37.679	234	275	27	1:50.914	34.743	254	38.006	260	38.165	233	272
13	1:50.718	34.790	255	37.722	261	38.206	234	272	28	1:50.565	34.771	255	37.866	260	37.928	235	274
14	1:57.859	34.655	254	37.811	261	45.393	49	273	29	1:59.675	35.262	254	38.509	256	45.904	49	268
15	17:58.480	16:40.997	251	38.824	252	38.659	232	186									

### 48 Heyer, DEU / Assenheimer, DEU / Dontje, NLD

theoretical besttime: 1:48.841

1	2:21.361	1:02.020	242	40.859	259	38.482	237	177	14	1:49.956	34.645	255	37.912	260	37.399	234	252
2	1:52.563	35.983	258	38.264	261	38.316	237	243	15	1:56.798	34.642	255	37.362	260	44.794	50	274
3	1:49.615	34.579	258	37.722	263	37.314	235	277	16	4:34.258	3:16.096	252	39.142	257	39.020	230	206
4	1:49.406	34.540	257	37.500	263	37.366	233	266	17	1:51.871	35.155	254	38.263	257	38.453	231	266
5	1:49.811	34.508	257	37.612	262	37.691	234	269	18	1:51.354	34.969	254	37.976	258	38.409	230	271
6	1:48.958	34.625	255	37.224	262	37.109	236	277	19	1:52.121	35.025	251	38.580	258	38.516	228	267
7	1:57.609	34.580	256	37.626	261	45.403	49	273	20	1:50.788	34.640	253	37.787	259	38.361	231	274
8	15:02.667	13:28.700	216	43.867	229	50.100	49	163	21	2:01.974	34.889	254	38.357	257	48.728	49	272
9	25:28.953	24:11.321	244	38.709	257	38.923	231	194	22	3:25.078	2:08.869	253	38.037	258	38.172	232	212
10	1:53.332	35.214	252	40.375	258	37.743	232	266	23	1:50.671	35.004	254	37.715	259	37.952	234	272
11	1:50.076	34.769	254	37.840	258	37.467	233	273	24	1:50.025	34.910	254	37.664	260	37.451	233	272





# Blancpain GT Series Endurance Cup

## Sector List Free Practice

Provisional



Autodromo Nazionale di Monza, Length: 5793m

Air temperature: 20.81°C

Track temperature: 27.69°C

Weather condition: Dry

Saturday, April 22, 2017 11:00:00



Lap	Time	SE1	SP1	SE2	SP2	SE3	SP3	TSP	Lap	Time	SE1	SP1	SE2	SP2	SE3	SP3	TSP
12	1:53.733	37.813	251	37.876	257	38.044	233	273	25	1:50.206	34.906	254	37.841	258	37.459	234	272
13	1:49.776	34.631	255	37.708	260	37.437	234	272	26	1:49.881	34.828	254	37.522	259	37.531	234	272

### 50 Lathouras, THA / Rugolo, ITA / Pier Guidi, ITA

theoretical besttime: 1:48.411

1	2:26.413	57.558	236	40.624	250	48.231	49	205	15	1:50.662	34.639	255	37.971	261	38.052	240	275
2	3:21.060	2:01.859	245	39.544	262	39.657	234	212	16	1:49.188	34.434	256	37.266	263	37.488	235	276
3	1:49.328	34.968	255	37.174	261	37.186	235	276	17	1:59.688	34.397	256	38.932	251	46.359	49	276
4	1:50.276	34.247	255	37.952	261	38.077	236	278	18	4:44.402	3:28.583	254	37.736	260	38.083	235	188
5	1:48.694	34.357	254	37.247	261	37.090	234	276	19	1:51.393	35.005	254	38.290	259	38.098	232	274
6	2:01.780	34.822	254	37.074	261	49.884	40	276	20	1:50.777	34.909	253	38.155	258	37.713	234	273
7	34:55.808	33:40.247	252	38.013	259	37.548	232	208	21	1:50.550	34.976	253	37.771	258	37.803	233	274
8	1:51.568	34.542	254	37.459	261	39.567	234	275	22	1:50.987	34.890	252	38.377	257	37.720	232	274
9	1:56.942	34.603	254	37.307	261	45.032	49	276	23	1:54.045	34.929	254	41.241	258	37.875	235	274
10	3:17.639	2:01.175	255	37.873	261	38.591	234	193	24	2:04.419	34.638	254	38.530	259	51.251	188	274
11	1:50.353	34.544	254	37.616	259	38.193	233	275	25	1:52.565	36.493	256	38.121	261	37.951	234	245
12	1:49.209	34.562	254	37.200	261	37.447	235	274	26	1:51.917	34.752	255	38.679	259	38.486	234	274
13	1:51.319	34.692	256	37.429	249	39.198	234	275	27	1:50.524	34.746	254	38.005	259	37.773	234	273
14	1:55.440	34.724	254	41.905	261	38.811	233	276									

### 51 Motoaki, JPN / Bontempelli, ITA / Beretta, MCO

theoretical besttime: 1:48.617

1	2:20.698	1:00.663	229	40.911	252	39.124	236	176	18	4:36.876	3:18.792	253	38.824	255	39.260	234	178
2	1:51.551	35.582	255	38.304	260	37.665	237	242	19	1:51.585	35.130	254	38.007	258	38.448	233	243
3	1:50.554	34.907	256	38.509	261	37.138	237	275	20	1:51.429	34.923	254	38.018	258	38.488	232	270
4	1:48.645	34.411	256	37.371	261	36.863	230	276	21	2:00.588	35.127	252	38.816	258	46.645	49	250
5	1:59.914	35.352	256	38.127	262	46.435	49	262	22	4:20.081	3:00.805	251	39.427	256	39.849	228	206
6	7:37.567	6:18.500	252	41.288	247	37.779	237	212	23	1:54.363	35.509	251	39.014	255	39.840	227	268
7	1:49.610	34.602	254	37.623	258	37.385	237	273	24	1:54.495	35.383	251	39.392	255	39.720	231	268
8	1:49.255	34.636	253	37.343	257	37.276	236	271	25	1:56.045	35.318	253	39.974	256	40.753	231	269
9	1:58.917	35.633	254	38.136	259	45.148	49	264	26	1:54.289	35.759	252	39.147	257	39.383	231	272
10	4:25.739	3:09.387	253	38.575	260	37.777	236	213	27	1:54.994	35.265	254	40.295	255	39.434	230	270
11	1:49.624	34.724	254	37.565	259	37.335	236	271	28	1:54.137	35.358	251	38.999	255	39.780	229	270
12	1:58.544	34.534	254	38.021	255	45.989	49	272	29	1:53.987	35.531	252	39.020	258	39.436	233	257
13	16:04.513	14:44.094	248	40.954	255	39.465	234	119	30	1:58.788	39.698	247	39.263	255	39.827	231	272
14	1:52.847	35.091	252	37.953	257	39.803	233	250	31	1:53.616	35.570	251	38.985	256	39.061	231	270
15	1:52.065	35.700	253	37.903	258	38.462	234	254	32	1:53.308	35.383	252	38.792	256	39.133	231	270
16	1:51.386	34.910	252	37.968	258	38.508	233	261	33	1:54.165	35.327	252	39.698	256	39.140	232	269
17	2:00.732	35.061	252	38.022	258	47.649	49	270									

### 53 Hommerson, NLD / Machiels, BEL / Bertolini, ITA

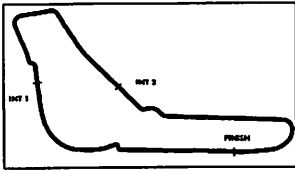
theoretical besttime: 1:48.069

1	2:29.551	1:12.217	249	38.919	260	38.415	239	158	18	4:45.962	3:29.671	252	38.331	260	37.960	236	199
2	1:50.613	34.811	257	38.474	261	37.328	236	274	19	1:50.643	34.957	255	37.808	262	37.878	237	267
3	1:49.192	34.257	257	37.626	263	37.309	238	277	20	1:50.995	34.907	255	38.050	260	38.038	236	274
4	1:52.659	34.262	258	38.128	261	40.269	238	278	21	1:50.305	34.702	255	37.723	260	37.880	236	274
5	1:49.137	34.419	257	37.329	262	37.389	238	276	22	1:50.482	34.914	254	37.797	261	37.771	234	274
6	1:48.640	34.249	257	37.163	263	37.228	240	278	23	1:49.852	34.734	255	37.492	260	37.626	237	273
7	1:48.254	34.057	257	37.198	263	36.999	241	278	24	1:57.537	34.710	255	37.578	260	45.249	49	272
8	1:49.090	34.212	258	37.452	261	37.426	240	279	25	4:26.603	3:09.769	254	38.416	260	38.418	236	204
9	1:49.948	34.114	257	38.061	261	37.773	238	277	26	1:53.367	34.807	255	39.366	261	39.194	237	274
10	1:48.433	34.284	255	37.108	261	37.041	239	275	27	1:51.444	34.950	255	37.786	261	38.708	237	274
11	1:55.883	34.225	255	37.013	263	44.645	49	276	28	1:51.519	34.932	254	38.290	258	38.297	236	267
12	5:57.961	4:42.144	255	37.957	261	37.860	238	162	29	1:51.047	34.999	254	37.947	260	38.101	237	272
13	1:57.227	34.403	255	37.607	261	45.217	49	276	30	1:51.421	34.778	256	38.409	261	38.234	238	269
14	19:15.726	17:57.721	239	39.218	257	38.787	235	190	31	1:52.204	35.412	236	38.464	261	38.328	238	259
15	1:51.039	34.853	253	37.896	259	38.290	234	272	32	1:50.731	34.767	255	37.986	261	37.978	238	274
16	1:50.183	34.750	254	37.457	260	37.976	236	272	33	1:50.956	34.610	255	38.143	260	38.203	240	274
17	2:00.949	34.994	254	39.298	238	46.657	49	273	34		34.747	258	38.078	261			274

### 55 Cioci, ITA / Fisichella, ITA / Calado, GBR

theoretical besttime: 1:49.392

1	3:52.011	2:30.401	250	40.474	254	41.136	243	188	16	4:28.975	3:12.947	254	38.229	258	37.799	238	205
2	1:52.244	34.828	255	39.062	259	38.354	240	270	17	1:49.995	34.633	255	37.742	260	37.620	242	274
3	1:50.180	34.575	257	37.979	260	37.626	238	274	18	1:51.105	34.657	255	38.364	261	38.084	237	276
4	2:02.943	34.696	254	41.480	259	46.767	48	276	19	1:50.827	34.806	257	38.146	260	37.875	236	272
5	9:22.619	8:06.371	250	38.517	257	37.731	237	195	20	1:49.564	34.654	255	37.642	260	37.268	241	275



# Blancpain GT Series Endurance Cup

## Sector List Free Practice

Provisional



Autodromo Nazionale di Monza, Length: 5793m

Air temperature: 20.81°C

Track temperature: 27.69°C

Weather condition: Dry

Saturday, April 22, 2017 11:00:00



Lap	Time	SE1	SP1	SE2	SP2	SE3	SP3	TSP	Lap	Time	SE1	SP1	SE2	SP2	SE3	SP3	TSP
6	1:50.051	34.931	252	37.668	257	37.452	239	268	21	1:58.965	34.669	257	38.882	260	45.414	49	276
7	1:49.830	34.546	252	37.772	259	37.512	237	273	22	8:55.050	7:36.955	253	39.728	260	38.367	237	188
8	1:50.565	34.764	255	37.987	261	37.814	238	270	23	1:50.858	34.746	254	37.915	259	38.197	232	272
9	1:58.554	34.574	253	38.275	260	45.705	49	276	24	1:50.235	34.653	254	38.018	260	37.564	242	273
10	6:14.351	4:31.543	252	38.251	259	1:04.557	49	172	25	1:50.769	34.765	254	38.306	258	37.698	239	275
11	14:28.683	13:09.281	200	40.095	228	39.307	236	185	26	1:50.244	34.713	255	37.889	260	37.642	239	275
12	1:51.880	35.282	254	38.215	260	38.383	240	241	27	1:49.918	34.527	256	37.891	261	37.500	240	275
13	1:51.457	34.750	255	38.708	258	37.999	237	274	28	1:49.833	34.604	254	37.716	259	37.513	238	276
14	1:50.059	34.750	254	37.597	260	37.712	239	274	29	2:01.844	35.022	258	39.697	261	47.125	49	269
15	2:00.202	34.857	255	38.868	255	46.477	49	276									

### 58 Barnicoat, GBR / Bell, GBR / Ledogar, FRA

theoretical besttime: 1:49.430

1	3:07.528	1:48.943	225	39.445	255	39.140	229	180	12	1:53.698	35.709	250	38.979	255	39.010	229	267
2	1:50.998	35.211	252	37.793	256	37.994	230	267	13	1:51.106	35.248	250	37.940	255	37.918	231	270
3	1:50.219	35.074	251	37.584	256	37.561	231	269	14	1:55.696	36.212	242	39.311	257	40.173	227	256
4	1:50.937	34.988	203	38.273	258	37.676	234	271	15	1:52.087	35.084	250	38.578	255	38.425	229	269
5	1:50.409	35.133	251	37.558	258	37.718	233	272	16	1:51.738	35.041	250	38.326	256	38.371	231	270
6	1:49.430	34.561	251	37.353	255	37.516	233	270	17	1:59.190	35.466	250	38.454	256	45.270	49	267
7	1:57.029	34.675	252	37.477	258	44.877	49	270	18	9:53.436	8:35.802	250	38.425	255	39.209	232	206
8	13:56.256	12:40.417	249	37.941	255	37.898	233	211	19	1:52.342	34.922	251	38.132	255	39.288	232	270
9	1:51.163	35.041	251	38.423	254	37.699	232	267	20	1:51.648	34.888	252	38.538	257	38.222	231	270
10	2:04.748	34.795	250	37.850	255	52.103	49	268	21	1:51.347	34.952	252	38.047	258	38.348	231	272
11	15:31.614	14:10.776	249	39.484	255	41.354	230	189	22	2:59.949	35.506	251	50.136	123	1:34.307	48	257

### 59 Jaafar, THA / Watson, GBR / Stoneman, GBR

theoretical besttime: 1:50.246

1	3:14.930	1:57.313	248	38.996	254	38.621	231	206	6	1:50.622	35.024	249	37.921	253	37.677	230	267
2	1:50.652	35.109	251	37.687	254	37.856	230	267	7	1:59.812	35.202	250	38.359	252	46.251	49	267
3	1:50.442	35.079	249	37.681	254	37.682	231	267	8	16:24.251	15:07.112	245	38.461	249	38.678	225	184
4	1:51.069	35.096	250	38.177	254	37.796	231	267	9	2:25.158	35.652	244	39.644	204	1:09.862	49	262
5	1:50.286	34.970	248	37.599	254	37.727	231	267	10	15:58.017	14:13.105	187	49.055	164	55.857	49	157

### 60 Costantini, ITA / Amici, ITA / Lind, DNK

theoretical besttime: 1:48.959

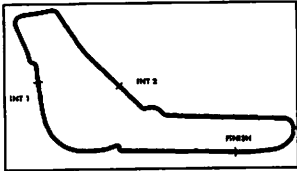
1	2:03.651	44.138	249	39.405	257	40.108	234	203	17	1:52.637	35.860	254	38.597	262	38.180	232	270
2	1:51.226	35.218	255	38.273	261	37.735	235	267	18	1:51.049	34.931	254	38.072	262	38.046	235	277
3	1:50.105	34.715	256	37.863	261	37.527	235	278	19	1:50.508	34.594	255	38.213	261	37.701	235	278
4	1:49.798	34.627	257	37.822	261	37.349	236	280	20	1:59.737	35.315	255	38.751	261	45.671	48	278
5	1:50.773	34.501	257	39.009	260	37.263	234	283	21	8:15.712	6:59.002	254	38.387	260	38.323	234	210
6	1:49.171	34.583	254	37.332	261	37.256	235	277	22	1:54.169	35.617	254	38.501	260	40.051	214	277
7	1:57.266	34.568	255	37.250	261	45.448	48	278	23	1:52.204	35.744	256	38.080	262	38.400	236	271
8	8:20.307	7:04.883	253	37.676	260	37.748	233	211	24	1:51.146	34.742	256	38.509	262	37.895	234	279
9	1:49.910	34.453	255	37.991	261	37.466	234	276	25	1:51.016	34.589	256	38.227	262	38.200	235	281
10	1:53.375	34.821	255	40.023	244	38.531	235	279	26	1:59.429	35.286	255	38.643	261	45.500	48	280
11	1:52.511	34.621	256	39.943	262	37.947	235	279	27	3:53.041	2:35.666	253	38.755	260	38.620	233	211
12	1:49.931	34.762	255	37.758	262	37.411	236	278	28	1:51.802	35.034	254	38.558	260	38.210	233	273
13	1:56.909	34.722	256	37.638	261	44.549	48	279	29	1:51.136	34.940	254	38.129	260	38.067	234	276
14	17:50.950	16:32.380	247	39.497	258	39.073	231	207	30	1:50.868	34.817	254	38.039	260	38.012	234	276
15	1:58.121	35.637	253	44.253	258	38.231	233	243	31	1:51.757	34.917	256	38.556	260	38.284	234	276
16	1:52.220	35.196	253	38.548	258	38.476	234	276	32	1:51.703	34.918	256	38.317	261	38.468	233	277

### 63 Engelhart, DEU / Caldarelli, ITA / Bortolotti, ITA

theoretical besttime: 1:48.075

1	49:57.719	48:40.163	255	38.809	261	38.747	237	186	10	1:49.416	34.671	257	37.547	263	37.198	236	276
2	1:48.741	34.377	257	37.294	262	37.070	237	279	11	1:54.212	37.984	250	38.633	244	37.595	237	279
3	1:48.212	34.260	258	36.964	263	36.988	236	277	12	1:49.511	34.429	258	37.586	263	37.496	237	282
4	1:50.394	34.243	258	37.161	265	38.990	237	276	13	1:49.613	34.564	257	37.790	265	37.259	236	278
5	1:50.960	35.547	257	37.497	264	37.916	237	281	14	1:50.267	34.485	260	38.166	263	37.616	236	280
6	1:50.729	34.244	259	39.393	234	37.092	237	282	15	1:49.989	34.417	260	37.841	263	37.731	236	281
7	1:55.513	34.123	258	37.392	267	43.998	48	280	16	1:59.308	34.719	260	37.943	263	46.646	48	278
8	8:57.484	7:41.477	255	38.255	260	37.752	236	206	17	3:39.549	2:21.481	258	39.066	261	39.002	235	165
9	1:49.826	34.797	257	37.609	263	37.420	235	275	18	1:52.108	35.275	258	38.588	263	38.245	235	246





# Blancpain GT Series Endurance Cup

## Sector List Free Practice

Provisional



MONZA 2017

Autodromo Nazionale di Monza, Length: 5793m

Air temperature: 20.81°C

Track temperature: 27.69°C

Weather condition: Dry

Saturday, April 22, 2017 11:00:00



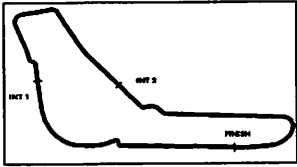
Lap	Time	SE1	SP1	SE2	SP2	SE3	SP3	TSP	Lap	Time	SE1	SP1	SE2	SP2	SE3	SP3	TSP
<b>66 Venturini, ITA / Mapelli, ITA / Filipi, ITA</b>									<b>theoretical besttime: 1:48.956</b>								
1	4:01.860	2:42.937	222	39.670	260	39.253	235	202	15	26:38.887	25:16.356	235	42.162	225	40.369	228	167
2	1:53.096	34.774	255	38.306	260	40.016	234	277	16	1:52.432	35.525	252	38.497	259	38.410	230	252
3	1:49.449	34.664	255	37.469	261	37.316	235	276	17	1:51.684	34.893	254	38.543	260	38.248	230	272
4	1:49.723	34.680	255	37.628	260	37.415	235	276	18	1:52.215	34.936	254	38.930	261	38.349	228	274
5	1:49.190	34.661	255	37.185	262	37.344	236	278	19	1:50.984	34.953	254	37.977	260	38.054	231	275
6	1:49.206	34.455	257	37.324	262	37.427	235	278	20	2:01.064	35.162	243	39.424	260	46.478	49	273
7	1:49.772	34.904	255	37.535	260	37.333	235	280	21	3:59.771	2:42.728	251	38.482	258	38.561	228	208
8	1:56.224	34.673	255	37.269	261	44.282	49	276	22	1:51.494	35.002	253	38.259	258	38.233	231	270
9	5:40.777	4:24.086	253	38.393	260	38.298	231	198	23	1:51.360	34.926	253	38.341	260	38.093	233	275
10	1:50.873	34.908	256	37.855	261	38.110	234	272	24	1:58.818	34.715	254	38.144	260	45.959	49	276
11	1:59.782	35.602	257	38.125	261	46.055	237	210	25	8:33.321	7:16.120	251	38.486	256	38.715	232	199
12	1:51.860	35.070	254	38.059	261	38.731	234	276	26	1:51.678	35.171	252	38.037	258	38.470	228	271
13	1:50.285	34.580	255	37.757	260	37.948	234	275	27	1:51.371	35.043	252	38.130	258	38.198	231	272
14	2:20.288	34.575	256	38.100	261	1:07.613	49	276									

<b>67 Van Splunteren, NLD / Maggi, ITA / Mateu, FRA</b>									<b>theoretical besttime: 1:48.544</b>								
1	4:15.361	2:56.783	245	39.996	258	38.582	233	203	14	24:01.066	22:42.836	238	39.158	257	39.072	228	183
2	1:50.686	35.169	255	38.063	261	37.454	234	275	15	1:52.480	35.252	251	38.532	259	38.696	232	274
3	1:49.843	35.073	255	37.451	261	37.319	234	276	16	1:52.484	35.114	254	38.731	245	38.639	232	271
4	1:49.356	34.609	255	37.577	261	37.170	236	276	17	1:51.272	34.945	253	38.369	260	37.958	231	274
5	1:48.544	34.352	255	37.125	262	37.067	236	276	18	1:50.442	34.829	252	37.955	258	37.658	230	273
6	1:51.125	34.372	257	39.605	262	37.148	235	278	19	2:02.677	34.977	252	39.349	238	48.351	49	274
7	1:49.492	34.780	255	37.536	260	37.176	236	275	20	14:54.879	13:34.925	248	40.276	256	39.678	232	144
8	1:56.471	34.567	255	37.221	261	44.683	48	276	21	1:54.639	35.813	251	39.083	255	39.743	229	269
9	7:20.202	6:01.791	251	39.001	257	39.410	230	161	22	1:54.161	35.646	252	39.159	257	39.356	228	270
10	1:53.159	35.500	254	38.776	260	38.883	238	241	23	1:53.544	35.410	252	38.886	257	39.248	229	272
11	1:52.498	35.072	253	39.088	258	38.338	233	274	24	1:54.866	35.311	252	39.780	257	39.775	229	272
12	1:51.462	34.781	253	38.291	258	38.390	231	274	25	1:54.107	35.564	253	39.344	259	39.199	230	272
13	2:20.275	34.777	252	38.337	259	1:07.161	49	274									

<b>72 Shaytar, RUS / Molina, ESP / Rigon, ITA</b>									<b>theoretical besttime: 1:48.641</b>								
1	4:42.879	3:13.866	221	40.342	257	48.671	49	147	18	1:50.226	34.700	255	37.901	260	37.625	237	276
2	3:35.798	2:19.821	252	38.604	259	37.373	238	210	19	1:50.988	35.259	255	37.963	260	37.766	237	277
3	1:49.782	34.937	254	37.536	261	37.309	237	275	20	1:51.393	35.188	254	38.331	260	37.874	236	276
4	1:50.209	34.662	255	37.951	262	37.596	237	271	21	1:51.512	34.799	255	38.032	261	38.681	235	275
5	1:49.227	34.427	255	37.315	260	37.485	238	275	22	1:50.015	34.661	254	37.641	261	37.713	238	274
6	1:49.504	35.107	253	37.341	261	37.056	238	274	23	1:58.574	35.081	257	37.915	261	45.578	49	273
7	1:48.809	34.429	255	37.435	260	36.945	238	274	24	3:47.618	2:28.966	255	39.925	234	38.727	238	206
8	1:56.521	34.524	254	37.682	260	44.315	49	275	25	1:50.581	34.690	256	38.143	261	37.748	239	262
9	6:51.872	5:36.136	255	38.234	263	37.502	239	212	26	1:49.459	34.481	255	37.514	262	37.464	235	275
10	1:49.798	34.590	257	37.802	264	37.406	243	274	27	1:49.441	34.572	254	37.473	262	37.396	241	275
11	1:50.455	34.567	257	38.144	262	37.744	238	274	28	1:58.244	34.381	255	37.719	258	46.144	49	277
12	2:09.348	34.456	254	37.461	262	57.431	49	276	29	3:20.090	1:59.236	255	40.525	178	40.329	238	214
13	17:43.286	16:25.420	246	39.295	256	38.571	233	199	30	1:50.049	34.548	257	38.015	261	37.486	240	272
14	1:51.648	35.205	252	38.335	258	38.108	234	271	31	1:49.395	34.715	258	37.432	261	37.248	238	271
15	1:50.955	34.971	252	38.026	259	37.958	234	270	32	1:50.724	34.656	258	37.686	261	38.382	236	274
16	1:50.823	34.924	254	38.107	260	37.792	237	272	33	1:49.149	34.513	255	37.383	261	37.253	238	274
17	1:50.391	34.642	254	37.900	260	37.849	236	274									

<b>75 Stippler, DEU / Salaquarda, CZE / Schmid, AUT</b>									<b>theoretical besttime: 1:47.858</b>								
1	2:19.245	58.221	219	41.509	248	39.515	238	194	14	2:24.836	1:00.970	255	37.689	262	46.177	49	209
2	1:53.277	34.403	256	37.061	263	41.813	238	276	15	12:08.616	10:53.296	252	37.873	260	37.447	237	210
3	1:49.356	34.768	260	37.468	263	37.120	235	279	16	1:54.560	34.707	257	39.720	257	40.133	235	278
4	1:47.858	34.317	257	36.837	265	36.704	238	279	17	1:49.396	34.439	256	37.579	261	37.378	235	276
5	1:59.092	34.527	259	38.702	262	45.863	48	279	18	1:49.459	34.730	255	37.362	261	37.367	234	275
6	13:14.205	11:56.811	251	39.566	260	37.828	234	212	19	1:57.097	34.599	255	37.316	260	45.182	49	276
7	1:49.007	34.546	254	37.343	261	37.118	235	276	20	5:31.108	4:14.704	232	38.611	260	37.793	234	202
8	1:56.815	34.411	255	38.262	261	44.142	49	278	21	1:49.496	34.571	255	37.484	260	37.441	237	276
9	6:09.820	4:23.460	254	38.441	259	1:07.919	49	204	22	1:49.671	34.676	255	37.548	262	37.447	235	276
10	14:19.481	13:02.756	251	38.335	258	38.390	235	118	23	1:49.695	34.759	255	37.580	261	37.356	235	276
11	1:51.683	34.563	256	38.442	261	38.678	234	276	24	1:50.049	34.686	255	37.899	261	37.464	235	276
12	1:49.739	34.699	257	37.511	263	37.529	237	277	25	1:49.738	34.766	255	37.660	261	37.312	237	275





# Blancpain GT Series Endurance Cup

## Sector List Free Practice

Provisional



Autodromo Nazionale di Monza, Length: 5793m

Air temperature: 20.81°C

Track temperature: 27.69°C

Weather condition: Dry

Saturday, April 22, 2017 11:00:00



Lap	Time	SE1	SP1	SE2	SP2	SE3	SP3	TSP	Lap	Time	SE1	SP1	SE2	SP2	SE3	SP3	TSP
13	2:01.160	34.682	257	37.697	263	48.781	49	279	26	1:50.131	34.665	256	37.642	261	37.824	236	277

### 77 Amstutz, CHE / Kodric, CRO / Kujala, FIN

theoretical besttime: 1:48.064

1	3:37.468	2:20.339	224	39.013	218	38.116	237	204	17	1:51.135	34.750	255	38.183	261	38.202	231	277
2	1:49.079	34.525	256	37.639	260	36.915	235	279	18	1:50.535	34.701	255	38.018	260	37.816	231	276
3	1:49.145	34.325	255	37.221	261	37.599	234	278	19	1:51.491	35.514	255	38.089	260	37.888	232	274
4	1:48.276	34.177	256	37.163	261	36.936	237	278	20	1:51.790	34.749	254	38.109	261	38.932	231	276
5	2:00.380	34.441	255	37.341	262	48.598	47	279	21	1:59.656	34.915	254	38.536	261	46.205	49	276
6	7:14.427	5:59.676	254	37.458	261	37.293	235	210	22	3:37.388	2:20.206	256	38.786	259	38.396	234	143
7	1:49.269	34.439	257	37.705	261	37.125	234	279	23	1:50.887	34.706	255	38.273	259	37.908	232	275
8	1:50.210	34.559	257	38.567	260	37.084	234	278	24	1:51.418	34.564	256	39.215	261	37.639	232	275
9	1:48.641	34.350	255	37.317	261	36.974	235	276	25	1:50.359	35.005	255	37.709	260	37.645	230	275
10	1:48.309	34.422	256	36.977	261	36.910	236	277	26	1:49.931	34.563	255	37.806	259	37.562	234	275
11	2:15.702	34.431	257	37.235	263	1:04.036	49	278	27	1:52.132	34.545	255	37.845	261	39.742	233	276
12	19:11.859	17:54.423	243	38.749	258	38.687	231	199	28	1:51.514	35.423	255	38.501	260	37.590	233	276
13	1:51.569	34.925	254	38.616	255	38.028	232	274	29	2:07.325	34.489	255	38.000	261	54.836	49	276
14	1:50.709	34.673	254	38.133	260	37.903	234	276	30	5:53.444	4:37.120	254	38.451	258	37.873	233	167
15	1:51.044	34.640	256	38.151	261	38.253	231	276	31	1:51.338	34.822	257	38.844	260	37.672	233	274
16	1:51.777	35.580	252	38.280	261	37.917	234	276	32	1:49.870	34.635	256	37.759	261	37.476	234	275

### 78 Matchitski, RUS / Ramos, PRT / Abra, GBR

theoretical besttime: 1:48.556

1	2:39.564	1:16.222	175	43.033	212	40.309	234	145	20	1:51.103	34.821	256	38.241	261	38.041	235	278
2	1:50.003	35.170	259	37.495	260	37.338	234	264	21	1:55.135	35.549	243	40.843	181	38.743	236	256
3	1:49.233	34.454	257	37.030	265	37.749	233	278	22	1:58.086	38.145	252	40.593	160	39.348	233	277
4	1:49.323	34.853	255	37.068	261	37.402	233	277	23	1:58.400	39.527	246	40.490	262	38.383	233	278
5	1:49.084	34.399	256	37.553	262	37.132	236	278	24	1:57.551	34.826	257	44.389	260	38.336	235	271
6	1:49.617	34.604	255	37.194	262	37.819	236	278	25	1:53.611	35.644	255	39.437	229	38.530	233	277
7	1:49.561	34.394	257	37.449	261	37.718	235	278	26	1:51.696	34.763	257	39.084	261	37.849	234	275
8	1:59.960	37.464	250	37.880	261	44.616	48	277	27	1:50.363	34.687	257	38.018	262	37.658	235	276
9	4:31.214	3:15.271	254	38.051	260	37.892	232	212	28	1:57.444	34.608	257	37.867	262	44.969	60	277
10	1:51.748	34.619	256	39.273	229	37.856	232	276	29	3:53.071	2:32.244	225	42.051	259	38.776	232	211
11	1:50.013	34.548	256	37.636	262	37.829	233	277	30	1:51.678	34.978	254	38.368	261	38.332	233	276
12	1:49.983	34.602	255	37.735	261	37.646	234	278	31	1:58.963	35.056	255	45.018	249	38.889	234	276
13	1:57.607	34.767	255	37.492	261	45.348	48	277	32	1:51.683	35.000	255	38.296	259	38.387	234	279
14	4:42.016	2:59.301	254	41.506	248	1:01.209	47	204	33	1:52.826	35.283	255	38.964	258	38.579	234	276
15	15:16.827	13:53.057	251	41.135	216	42.635	235	145	34	1:51.702	34.874	255	38.384	259	38.444	232	276
16	1:55.071	35.806	242	40.055	261	39.210	232	262	35	1:53.558	35.069	255	39.702	252	38.787	233	276
17	1:57.962	35.080	255	43.695	261	39.187	233	276	36	1:52.180	35.088	256	38.463	260	38.629	232	276
18	1:53.130	35.031	257	38.865	257	39.234	234	276	37	1:52.428	34.988	256	38.817	260	38.623	232	276
19	1:52.426	34.888	257	38.110	263	39.428	234	276									

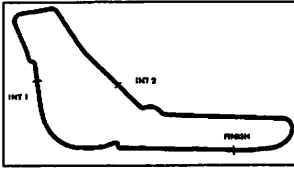
### 84 Eriksson, FIN / Perera, FRA / Buhk, DEU

theoretical besttime: 1:48.022

1	14:08.586	12:51.550	248	39.085	255	37.951	232	205	16	1:48.707	34.506	255	37.158	260	37.043	236	274
2	1:49.238	34.747	254	37.317	258	37.174	236	272	17	1:56.900	34.565	255	37.284	261	45.051	49	274
3	1:48.565	34.699	254	37.079	260	36.787	236	274	18	5:37.380	4:18.006	251	40.005	257	39.369	233	182
4	1:48.790	34.542	254	37.164	261	37.084	236	276	19	1:51.313	35.257	254	38.091	257	37.965	233	269
5	1:50.418	34.362	256	36.917	263	39.139	236	276	20	1:50.827	35.025	254	37.919	258	37.883	232	272
6	1:48.509	34.398	255	37.284	263	36.827	236	278	21	1:50.573	34.830	253	37.981	258	37.762	235	274
7	1:55.901	34.721	256	36.873	263	44.307	49	276	22	1:51.747	34.841	252	37.979	258	38.927	230	275
8	21:45.879	20:28.926	238	38.793	255	38.160	234	197	23	1:50.496	35.085	253	37.825	258	37.586	232	272
9	1:49.974	34.807	253	37.534	260	37.633	236	271	24	1:51.110	34.619	253	38.004	259	38.487	235	274
10	1:51.740	34.940	255	38.232	259	38.568	233	271	25	1:50.259	34.826	254	37.731	260	37.702	236	275
11	1:50.432	34.769	254	37.689	260	37.974	237	274	26	2:02.649	37.521	225	46.010	243	39.118	234	232
12	1:49.315	34.724	253	37.349	258	37.242	234	275	27	1:50.312	34.912	253	37.808	258	37.592	235	273
13	1:50.322	34.600	253	37.418	258	38.304	234	272	28	1:50.718	35.108	254	37.934	259	37.676	236	274
14	1:49.010	34.548	254	37.398	258	37.064	235	273	29	1:59.945	35.217	255	38.220	260	46.508	49	274
15	1:48.865	34.560	255	37.270	259	37.035	235	272									







# Blancpain GT Series Endurance Cup

## Sector List Free Practice

Provisional



Autodromo Nazionale di Monza, Length: 5793m

Air temperature: 20.81°C

Track temperature: 27.69°C

Weather condition: Dry

Saturday, April 22, 2017 11:00:00



Lap	Time	SE1	SP1	SE2	SP2	SE3	SP3	TSP	Lap	Time	SE1	SP1	SE2	SP2	SE3	SP3	TSP
14	1:48.865	34.114	258	37.548	264	37.203	240	279	28	1:57.553	34.538	258	38.504	263	44.511	49	279

### 114 Hirschi, CHE / Seefried, DEU / Klien, AUT

theoretical besttime: 1:48.293

1	2:52.672	1:14.553	213	44.138	230	53.981	49	160	14	1:49.622	34.533	258	37.751	264	37.338	239	278
2	11:04.860	9:45.194	214	41.131	236	38.535	238	162	15	1:50.140	34.666	258	37.797	264	37.677	237	273
3	1:50.568	35.271	256	37.920	261	37.377	239	267	16	1:49.978	34.543	259	38.034	265	37.401	238	276
4	1:49.322	34.867	257	37.358	262	37.097	238	274	17	1:59.449	34.937	258	38.106	264	46.406	49	267
5	1:49.329	34.701	256	37.629	263	36.999	242	279	18	3:12.995	1:55.561	255	38.889	263	38.545	239	181
6	1:48.987	34.526	257	37.364	263	37.097	240	279	19	1:51.099	34.785	259	38.370	263	37.944	238	275
7	1:48.536	34.560	258	37.182	265	36.794	240	279	20	1:50.266	34.752	258	37.825	263	37.689	241	272
8	2:00.577	34.317	259	37.228	265	49.032	49	281	21	1:49.566	34.666	258	37.432	263	37.468	240	276
9	7:02.090	5:27.170	223	39.044	236	55.876	49	209	22	1:49.270	34.446	260	37.489	265	37.335	240	279
10	15:19.933	14:00.279	223	40.536	260	39.118	235	120	23	2:03.206	35.662	260	38.553	255	48.991	48	221
11	1:51.293	35.236	256	38.109	262	37.948	239	255	24	14:15.827	12:53.024	256	41.662	194	41.141	238	122
12	1:49.979	34.823	257	37.687	265	37.469	240	273	25	1:50.863	34.870	258	37.959	261	38.034	238	275
13	1:49.721	34.497	258	37.745	265	37.479	239	277	26	1:50.162	34.668	259	37.635	263	37.859	240	275

### 333 Mattschull, DEU / Salikhov, RUS / Keilwitz, DEU

theoretical besttime: 1:48.838

1	3:58.572	2:26.817	204	44.292	182	47.463	230	191	17	1:51.295	35.268	255	37.822	258	38.205	233	266
2	1:51.490	34.647	254	37.621	260	39.222	233	274	18	1:50.797	34.832	254	38.001	257	37.964	235	271
3	1:49.228	34.501	254	37.325	261	37.402	232	272	19	1:51.641	34.696	255	37.912	258	39.033	235	274
4	1:49.782	34.827	252	37.203	261	37.752	232	273	20	1:50.863	34.748	255	38.021	261	38.094	234	272
5	1:51.402	34.841	251	39.060	261	37.501	235	275	21	1:59.262	34.840	255	38.368	258	46.054	49	272
6	1:49.112	34.548	255	37.263	259	37.301	234	276	22	4:29.086	3:11.826	250	38.558	258	38.702	231	180
7	1:57.751	34.510	255	38.511	260	44.730	49	276	23	1:52.350	35.237	254	37.942	259	39.171	234	273
8	11:05.159	9:49.812	251	37.863	258	37.484	233	210	24	1:52.677	35.715	253	38.421	258	38.541	232	273
9	1:49.217	34.582	252	37.333	259	37.302	234	272	25	1:51.186	34.995	254	37.996	259	38.195	233	273
10	1:48.838	34.473	253	37.139	258	37.226	235	272	26	1:50.503	34.803	254	37.784	260	37.916	235	274
11	2:05.484	34.588	252	37.237	260	53.659	49	272	27	1:50.895	34.889	255	38.041	260	37.965	234	276
12	16:48.190	15:29.937	245	39.086	258	39.167	233	185	28	1:50.457	34.890	254	37.822	261	37.745	233	275
13	1:52.051	35.177	253	38.316	257	38.558	232	268	29	1:51.766	34.990	256	38.453	258	38.323	234	266
14	1:51.532	35.154	254	38.207	257	38.171	232	274	30	1:50.672	34.926	253	37.806	261	37.940	234	273
15	1:51.731	35.302	256	38.186	260	38.243	231	266	31	1:50.779	34.897	254	38.036	260	37.846	233	272
16	1:51.751	34.855	254	37.993	259	38.903	232	273	32	1:58.811	34.861	254	38.035	260	45.915	49	272

### 488 Ehret, DEU / Mastronardi, ITA

theoretical besttime: 1:49.333

1	2:50.661	1:19.130	246	42.388	241	49.143	231	167	15	1:52.966	35.331	254	39.221	259	38.414	231	270
2	1:55.730	34.718	254	41.485	241	39.527	233	272	16	1:51.591	35.085	249	38.150	258	38.356	231	272
3	1:49.466	34.505	253	37.254	261	37.707	233	276	17	1:51.797	35.151	252	38.235	258	38.411	229	272
4	1:58.990	34.442	254	37.184	260	47.364	49	274	18	1:51.540	34.949	252	38.275	258	38.316	232	269
5	6:12.470	4:55.296	254	38.369	257	38.805	239	187	19	1:50.686	34.758	252	37.778	257	38.150	233	272
6	1:51.181	34.546	255	38.887	260	37.748	234	273	20	1:59.849	34.786	252	38.257	257	46.806	49	272
7	1:59.808	34.738	252	37.240	260	47.830	46	273	21	4:02.970	2:44.569	254	38.710	256	39.691	229	149
8	10:34.350	9:15.194	225	39.056	258	40.100	233	157	22	1:52.092	34.916	251	38.368	256	38.808	230	272
9	1:50.389	34.501	253	37.593	259	38.295	232	272	23	1:51.752	34.894	252	38.173	258	38.685	231	272
10	2:25.866	36.404	194	43.411	209	1:06.051	49	274	24	1:53.590	35.258	254	39.789	257	38.543	233	262
11	14:57.805	13:41.549	251	37.965	257	38.291	233	195	25	1:52.846	35.070	255	38.471	258	39.305	232	268
12	1:49.586	34.504	254	37.332	260	37.750	233	274	26	1:52.027	35.063	252	38.493	258	38.471	233	270
13	2:04.069	36.386	242	39.694	203	47.989	49	275	27	1:52.258	35.024	251	38.856	259	38.378	231	270
14	7:45.026	6:26.363	250	39.033	258	39.630	230	193	28	2:00.692	35.841	254	38.076	260	46.775	49	272

### 777 Delhez, BEL / Vannelet, FRA

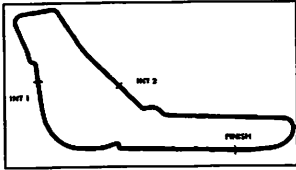
theoretical besttime: 1:50.923

1	2:51.566	1:29.731	241	41.082	234	40.753	231	167	15	1:54.874	35.671	252	39.382	257	39.821	231	271
2	1:57.254	35.456	253	42.114	258	39.684	230	268	16	2:07.789	35.976	253	39.596	260	52.217	48	271
3	1:53.835	35.390	253	39.213	257	39.232	231	273	17	13:23.914	12:04.263	246	39.784	254	39.867	232	191
4	1:53.458	35.683	253	38.834	259	38.941	232	269	18	1:54.302	35.537	254	39.158	256	39.607	231	268
5	1:58.103	39.212	241	38.794	260	40.097	234	274	19	1:53.834	35.713	254	38.673	258	39.448	233	259
6	1:53.324	35.465	252	38.661	258	39.198	231	276	20	1:53.771	35.449	252	38.940	259	39.382	233	273
7	1:52.911	35.179	252	38.538	258	39.194	232	274	21	1:52.468	34.829	254	38.535	259	39.104	230	276
8	1:53.688	35.687	251	38.505	257	39.496	230	272	22	2:05.266	35.954	252	39.234	243	50.078	48	233
9	1:57.408	35.079	252	41.653	255	40.676	231	274	23	4:10.341	2:50.115	251	40.052	256	40.174	232	155
10	1:54.651	35.475	251	38.810	258	40.366	232	272	24	1:52.626	35.514	252	38.339	258	38.773	232	273
11	1:55.286	35.489	253	39.695	201	40.102	230	272	25	1:51.845	35.346	253	37.969	259	38.530	232	274









# Blancpain GT Series Endurance Cup

## Top speed list Free Practice

Provisional



Autodromo Nazionale di Monza, Length: 5793m

Air temperature: 21.04°C

Track temperature: 27.33°C

Weather condition: Dry

Saturday, April 22, 2017 11:00:00



#	Name (NAT)	Team	Car name	Speed	Lap	Race time
22	Matthew Parry (GBR)	Motul Team RJN Motorsport (GBR)	Nissan GT-R Nismo GT3	284.20	4	7:48.236
60	Dennis Lind (DNK)	Raton Racing (ITA)	Lamborghini Huracan GT3	283.46	5	7:44.835
12	Stefano Gatuso (ITA)	Ombra Racing (ITA)	Lamborghini Huracan GT3	283.46	5	8:02.151
63	Christian Engelhart (DEU)	GRT Grasser Racing Team (AUT)	Lamborghini Huracan GT3	282.72	6	57:26.108
14	Lorenz Frey (CHE)	Emil Frey Jaguar Racing (CHE)	Emil Frey Jaguar G3	281.98	25	1:30:06.857
5	Dries Vanthoor (BEL)	Belgian Audi Club Team WRT (BEL)	Audi R8 LMS	281.25	3	5:10.914
19	Norbert Siedler (AUT)	GRT Grasser Racing Team (AUT)	Lamborghini Huracan GT3	281.25	6	21:37.525
114	Jonathan Hirschi (CHE)	Emil Frey Jaguar Racing (CHE)	Emil Frey Jaguar G3	281.25	8	23:14.325
66	Marco Mapelli (ITA)	Attempto Racing (DEU)	Lamborghini Huracan GT3	280.51	7	13:22.647
26	Christopher Haase (DEU)	Sainteloc Racing (FRA)	Audi R8 LMS	280.51	8	18:40.599
75	Clemens Schmid (AUT)	ISR (CZE)	Audi R8 LMS	279.79	3	4:22.577
2	Nathanael Berthon (FRA)	Belgian Audi Club Team WRT (BEL)	Audi R8 LMS	279.79	4	6:05.952
7	Steven Kane (GBR)	Bentley Team M-Sport (GBR)	Bentley Continental GT3	279.79	4	7:01.606
17	Markus Winkelhock (DEU)	Team WRT (BEL)	Audi R8 LMS	279.79	4	7:32.391
911	Robert Renauer (DEU)	Herberth Motorsport (DEU)	Porsche 991 GT3 R	279.79	5	7:38.811
97	Jonny Adam (GBR)	Oman Racing Team with TF Sport (OMA)	Aston Martin V12 GT3	279.79	14	49:00.665
77	Patrick Kujala (FIN)	Barwell Motorsport (GBR)	Lamborghini Huracan GT3	279.06	2	3:47.602
3	Jon Venter (AUS)	Team WRT (BEL)	Audi R8 LMS	279.06	7	11:51.004
53	Louis Machiels (BEL)	Spirit Of Race (CHE)	Ferrari 488 GT3	279.06	8	13:38.132
23	Katsumasa Chiyo (JPN)	Motul Team RJN Nissan (GBR)	Nissan GT-R Nismo GT3	279.06	23	1:19:06.601
78	Miguel Ramos (PRT)	Barwell Motorsport (GBR)	Lamborghini Huracan GT3	279.06	32	1:20:21.629
50	Alessandro Pier Guidi (ITA)	AF Corse (ITA)	Ferrari 488 GT3	278.35	4	7:47.002
961	Alex Demirdjian (LBN)	AF Corse (ITA)	Ferrari 488 GT3	278.35	5	8:25.554
8	Vincent Abril (MCO)	Bentley Team M-Sport (GBR)	Bentley Continental GT3	278.35	4	8:29.723
67	Max Van Splunteren (NLD)	Attempto Racing (DEU)	Lamborghini Huracan GT3	278.35	6	11:43.975
84	Maximilian Buhk (DEU)	Mercedes-AMG Team HTP Motorsport (DEU)	Mercedes-AMG GT3	278.35	6	21:35.767
27	Nicolas Pohler (DEU)	Orange 1 Team Lazarus (ITA)	Lamborghini Huracan GT3	278.35	11	23:24.187
48	Indy Dontje (NLD)	MANN-FILTER Team HTP Motorsport (DEU)	Mercedes-AMG GT3	277.63	3	4:24.065
32	Luca Ludwig (DEU)	Team Zakspeed (DEU)	Mercedes-AMG GT3	277.63	5	7:57.872
72	Victor Shaytar (RUS)	SMP Racing (RUS)	Ferrari 488 GT3	277.63	19	59:11.701
89	Alex Fontana (CHE)	AKKA ASP (FRA)	Mercedes-AMG GT3	276.92	3	4:11.084
11	Matteo Cressoni (ITA)	Kessel Racing (CHE)	Ferrari 488 GT3	276.92	3	6:09.990
55	Olivier Beretta (MCO)	AF Corse (ITA)	Ferrari 488 GT3	276.92	4	6:13.002
51	Marco Cioci (ITA)	Kaspersky Motorsport (ITA)	Ferrari 488 GT3	276.92	4	7:44.681
333	Daniel Keilwitz (DEU)	Rinaldi Racing (DEU)	Ferrari 488 GT3	276.92	6	11:30.729
85	Fabian Schiller (DEU)	HTP Motorsport (DEU)	Mercedes-AMG GT3	276.92	17	53:02.539
86	Gianmaria Gabbiani (ITA)	HTP Motorsport (DEU)	Mercedes-AMG GT3	276.92	31	1:29:18.951
488	Rino Mastronardi (ITA)	Rinaldi Racing (DEU)	Ferrari 488 GT3	276.21	3	4:56.680
777	Bernard Delhez (BEL)	Team HB Racing (AUT)	Lamborghini Huracan GT3	276.21	6	10:44.482
44	Sam Tordoff (GBR)	Strakka Racing (GBR)	McLaren 650 S GT3	276.21	6	11:32.518
90	Raffaele Marciello (ITA)	AKKA ASP (FRA)	Mercedes-AMG GT3	276.21	5	11:37.148
4	Yelmer Buurman (NLD)	Mercedes-AMG Team Black Falcon (DEU)	Mercedes-AMG GT3	276.21	11	23:27.852
87	Nico Bastian (DEU)	AKKA ASP (FRA)	Mercedes-AMG GT3	276.21	12	29:08.729
888	Jacques Duyvier (BEL)	Kessel Racing (CHE)	Ferrari 488 GT3	275.51	32	1:26:54.333
15	Brett Sandberg (USA)	Black Falcon (DEU)	Mercedes-AMG GT3	274.80	3	5:38.966
88	Felix Serralles (PUR)	AKKA ASP (FRA)	Mercedes-AMG GT3	274.80	4	7:22.149
42	Lewis Williamson (GBR)	Strakka Racing (GBR)	McLaren 650 S GT3	274.11	3	5:03.299
16	Miguel Toril (ESP)	Black Falcon (DEU)	Mercedes-AMG GT3	274.11	27	1:27:36.955
31	Rui Aguas (PRT)	Team Zakspeed (DEU)	Mercedes-AMG GT3	273.41	9	18:30.224
58	Rob Bell (GBR)	Strakka Racing (GBR)	McLaren 650 S GT3	272.04	5	8:50.037
35	Jaap van Lagen (NLD)	Walkenhorst Motorsport (DEU)	BMW M6 GT3	272.04	22	1:15:27.902
59	Andrew Watson (GBR)	Strakka Racing (GBR)	McLaren 650 S GT3	267.99	2	3:25.402