

POSTED at
30/05/2025, 12:48



2025 GT World Challenge Europe powered by AWS

Autodromo di Monza

29 May - 01 June 2025

TEAM MANAGER & DRIVER BRIEFING V2(all changes in light blue)

General Instructions

1. GENERAL INFORMATION

- 1.1. The Team Messaging App will only be used to send request forms. The request form can only be used if you are directly involved in an incident.
- 1.2. The SRO Grip App will be used to send summons, decisions and other urgent information.
- 1.3. Pit Lane Speed Limit is **50 KPH**
- 1.4. The Penalty Box is in front of the designated pit garage and is controlled by the relevant team
- 1.5. During **FCY & SC** Procedures the In-car Marshaling System has priority
- 1.6. The **FAST LANE OPEN** signal may be given earliest 5 minutes prior the scheduled start of the session to allow cars to line up at Pit Exit
- 1.7. During all sessions, except during the race, in case of a Red Flag, all drivers are requested to stop in front of their garage and not in the Fast Lane
- 1.8. If Free Practice, Pre-Qualifying or Qualifying is suspended, Drivers are allowed to enter the Fast Lane once the Re-Start Time has been confirmed on the Official Timing Pages.
- 1.9. Any driver causing a Red Flag during Qualifying will have his best lap time deleted that the relevant driver has achieved so far
- 1.10. If an incident involves drivers from different categories, the driver from the higher-ranking category will be deemed to be at fault. Unless clear evidence shows the contrary
- 1.11. The Pit Gantry Cameras must be fully operational during All Sessions and Pit Stops. The teams are responsible for the correct Time Set on their cameras
- 1.12. The use of Lollipops is strongly recommended. No Team Personnel is allowed to stand in front of their car or any panel
- 1.13. At the beginning of each session the cars must be positioned in an angle of 45° with the front end in direction to the pit exit. Race and pit stop practice as well as any other work inside the garages (if permitted) are allowed



- 1.14. Insurance reports must contain the following information: Car #, team official name, session, date and time of the incident, location and driver

2. FULL COURSE YELLOW (FCY) & SAFETY CAR (SC)

- 2.1. The FCY can be used during all session. Instructions will be given via the Team Radio and the official Timing Pages as follows: **FCY in 20 Seconds – 10 Seconds – 5, 4, 3, 2, 1, FCY**
- 2.2. The yellow Flags and Lights will be presented at the 10 second signal. From that moment overtaking is strictly forbidden.
- 2.3. Once FCY is announced, waved yellow flags and FCY boards will be shown at all marshal posts. From that moment onwards all drivers must be at a constant speed of 80 KPH and must proceed in a single file. Additionally, the FCY board and a waved yellow flag will be shown at the pit exit as well. If appropriate, double waved flags will continue to be displayed at the marshal post prior to an incident. During the FCY Procedure Pit Lane Entry and Exit will remain open. **Just for clarity, during FCY only the speed will be monitored and not the distance between the cars.** The FCY will be used for a minimum of 2 laps.
A FCY exercise will happen after the end of the Free Practice Session.
- 2.4. Exceptionally, FCY might be used for a short period only. Instructions will be given via the Team Radio and the official Timing Pages as follows: **PIT LANE CLOSED – SHORT FCY in 20 Seconds – 10 Seconds – 5, 4, 3, 2, 1, FCY.**
An information will be given on the team radio before the end of the FCY procedure saying: **RESTART ON SHORT NOTICE.** The end of this procedure will be announced with **GREEN FLAG** on the team radio and via the official Timing Pages. At this time, all FCY boards and waved yellow flags will be removed and replaced with green flags at all marshal posts.
- 2.5. Except during the first 3 laps of the race, a FCY Procedure will always be declared before the SC will be deployed. The SC will enter the track to catch the leader. If necessary, it may overtake cars or use the green lights to signal cars between the SC and the race leader to pass the SC. Once the SC procedure will be declared, the SC will turn on its yellow lights and the FCY boards will be replaced with SC boards at all marshal posts. All cars must form in single line behind the SC no more than 5 cars lengths apart. Overtaking remains forbidden until the cars pass the line after the SC returned to the pits.
- 2.6. During the SC Procedure the Pit Exit remains open, except during the period when the SC passes the line until the last car of the group behind the SC will pass the Pit Exit.
- 2.7. The end of a SC procedure will be announced via Team Radio and the official Timing Pages as follows: **SC IN THIS LAP – SC LIGHTS OFF** (all flags and boards will be removed) – **GREEN.**

Event Specific Instructions

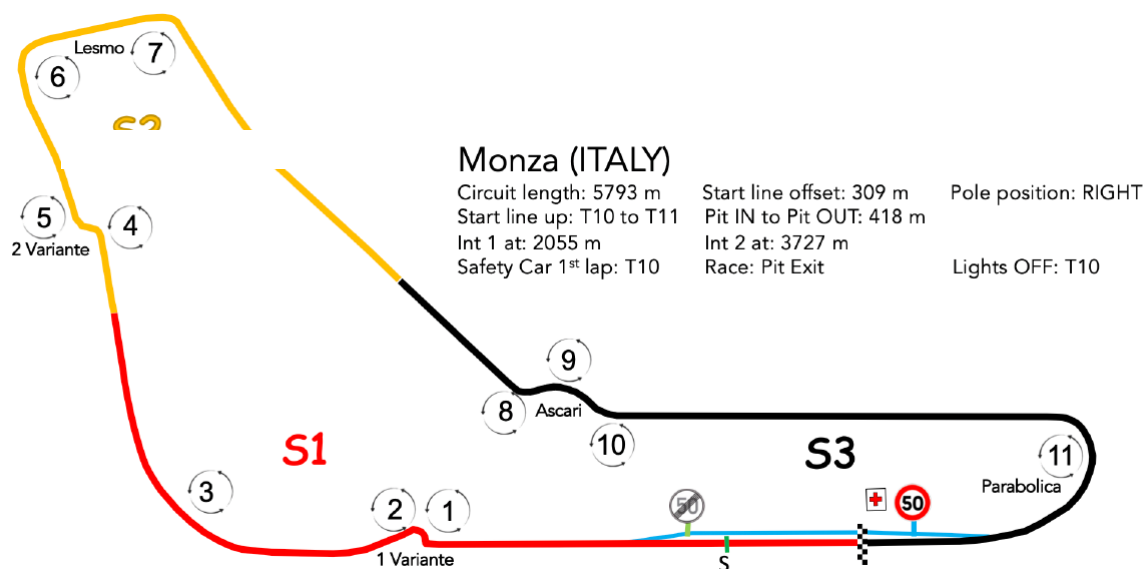
3. OFFICIAL COMMUNICATION

3.1. <https://www.gt-world-challenge-europe.com/event/233/monza> – Click on **NOTICE BOARD**

3.2. Race Director Radio **RACE CONTROL 7** – 468.1875 - Radio Check between 10 to 15 minutes prior the 1st session of each day

3.3.

4. CIRCUIT MAP

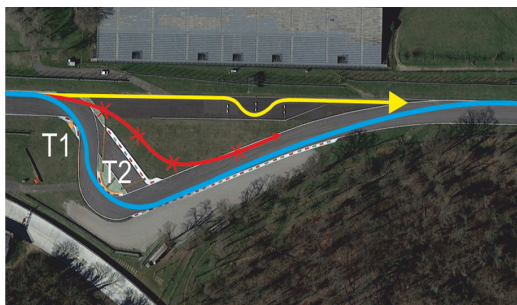


5. TRACK LIMITS

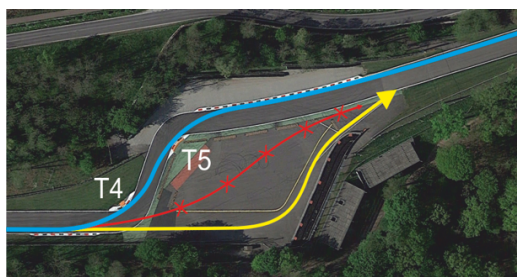
5.1. In accordance with Chapter V, Article 2c) of Appendix L of the ISC the white lines define the track edges. During the event, each time a driver fails to stay within the track limits, this will result in the following penalization.

5.2. Escape Roads

Turns 1 and 2: Four rows of polystyrene blocks have been placed in the escape road at the first chicane. In order to ensure the cars are able to re-join the track safely any driver using the escape road must go around the end of each of these rows and re-join the track at the end of the escape road. Drivers may only use the grass if it is clearly unavoidable.



Turn 5: Any driver going straight and who misses Turn 4 and before the apex kerb of second chicane must stay to the right of the yellow line and the bollard, he may re-join the track at the far end of the asphalt run-off area after the exit of Turn 5.




- 5.3. Additional Track Limit Cameras will be positioned to monitor Turn 1 Apex, Turn 2 Apex, Turn 4 Apex, Turn 5 Apex, Turn 8 Apex and Turn 10 Exit
- 5.4. During Free Practice: Warning on Timing Pages up to Stop-Go-Penalty
- 5.5. During Pre-Qualifying and Qualifying: Each lap will be deleted
- 5.6. During Race: 1st to 3rd Warning on Timing Pages
 - 4th Black/White Flag
 - 5th Final warning via radio
 - 6th 30 Seconds Time Penalty
 - After 12th Drive through Penalty
 - After 18th Reported to the stewards

6. LINES AT PIT ENTRY AND PIT EXIT

- 6.1. In accordance with Chapter IV, Article 4 and 6 of Appendix L to the ISC drivers must follow the procedures at pit entry and exit.
- 6.2. For safety reasons, the line that is at pit exit, includes the line painted on the track at pit exit and continuing after SC2 line.

6.3. If the Pit Lane will be closed during any session or the race, additionally, the TSP 17 at MP11.7 on LHS will be used to show the pit lane status.



7. PLACES TO REMOVE CARS FROM THE TRACK

7.1. Indicated by fluorescent orange paintings on the barrier

8. RACE PROCEDURES

8.1. No more weaving after Turn 8

8.2. Lining up from entry Turn 10

8.3. At Turn 11 all cars must be lined up and grouped for the roiling start. At the entry of Turn 11 the Leading Car will reduce its speed to 50 KPH and enter the Pit Lane. At the exit of Turn 11 the leader may increase its speed up to 110 KPH. All cars must drive over the grid boxes painted on the starting grid. Any driver outside the 2 x 2 formation before the light being switched to green will be penalized for a Jump Start

8.4. The start signal will not be given before the leader passes this location MP12.3.



9. SWEEPERS

Two sweepers are positioned around the circuit, one in Turn 5 and one in Turn 10. They can be used during each FCY or SC intervention. Both are equipped with a GPS transponder (CT1 and CT2) and will be visible on the track map.



Niels Wittich

Race Director