

Result List

Valencia, Length: 4005m

Final Classification

16 September 2023 14:00:00

Stewards / Race Management

STEWARD	Greg Masters
STEWARD	Richard Norbury
STEWARD	Ivan Font
RACE DIRECTOR	Alain Adam
CLERK OF THE COURSE	Gabriel Berruga
TECHNICAL DELEGATE	Alain Marquet
CHIEF TIMEKEEPER	Steffen Ruhl

Weather Start/Finish

AIR	26.5°C
TRACK	30.9°C
CONDITIONS	Dry
PRESSURE	998 hPa
AIR	26.8°C
TRACK	29.9°C
CONDITIONS	Dry
PRESSURE	998 hPa

Track Information

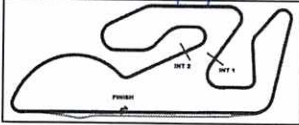
GREEN FLAG	13:57:56
CHEQUERED FLAG	14:59:07
SAFETY CAR PHASE	2
FULL COURSE YELLOW PHASE	0
TRACK NAME	Valencia
TRACK LENGTH	4005m
TURN COUNT	14
TOTAL DISTANCE	152.19km
FASTEST LAP:	#46. MAM - 1:31.030

STARTED: 39 CLASSIFIED: 36 NOT CLASSIFIED: 3 DISQUALIFIED: 0

Nr. Drivers	Team	Laps	Total Time	Gap	Kph	Lap	Time	Kph
Cl. Car	Entrant							
1 88 R.Marciello/T.Boguslavskiy PRO Mercedes-AMG GT3 EVO	AKKODIS ASP Team AKKODIS ASP Team	38	1:01:10.666		149.8	14	1:31.486	157.5
2 69 T.Vermeulen/A.Costa PRO Ferrari 296 GT3	Emil Frey Racing Emil Frey Racing	38	1:01:11.046	0.380	149.8	21	1:31.112	158.2
3 40 R.Feller/M.Drudi PRO Audi R8 LMS GT3 EVO II	Tresor Orange 1 Tresor Attempto Racing	38	1:01:15.880	5.214	149.8	20	1:31.290	157.9
4 11 L.Legerel/C.Haase PRO Audi R8 LMS GT3 EVO II	ComToYou Racing ComToYou Racing	38	1:01:18.374	7.708	149.8	34	1:31.293	157.9
5 32 C.Weerts/D.Vanhooor PRO BMW M4 GT3	Team WRT Team WRT	38	1:01:20.312	9.646	149.9	19	1:31.135	158.2
6 12 F.Vervisch/N.Baert PRO Audi R8 LMS GT3 EVO II	ComToYou Racing ComToYou Racing	38	1:01:25.719	15.053	149.2	35	1:31.725	157.1
7 14 K.Lappalainen/G.Altos PRO Ferrari 296 GT3	Emil Frey Racing Emil Frey Racing	38	1:01:29.069	18.403	149.1	20	1:31.126	158.2
8 46 V.Rossi/M.Martin PRO BMW M4 GT3	Team WRT Team WRT	38	1:01:29.156	18.490	149.8	18	1:31.030	158.3
9 159 N.Kjaergaard/B.Goethe PRO McLaren 720S GT3 EVO	Garage 59 Garage 59 Group	38	1:01:36.659	25.993	149.1	17	1:31.816	157.0
10 99 A.Aka/L.Patrese Silver Audi R8 LMS GT3 EVO II	Tresor Attempto Racing Tresor Attempto Racing	38	1:01:37.183	26.517	149.3	19	1:31.481	157.6
11 77 J.Love/A.Valente Silver Mercedes-AMG GT3 EVO	Haupt Racing Team Haupt Racing Team	38	1:01:39.891	29.225	149.0	32	1:31.682	157.2
12 25 E.Bastard/P.Niederhauser PRO Audi R8 LMS GT3 EVO II	Sainteloc Junior Team Sainteloc Junior Team	38	1:01:47.086	36.420	149.0	17	1:31.380	157.7
13 21 G.Magnus/F.Hutchison GOLD Audi R8 LMS GT3 EVO II	ComToYou Racing ComToYou Racing	38	1:01:52.893	42.227	148.2	11	1:32.246	156.2
14 60 A.Caldarelli/M.Mapelli PRO Lamborghini Huracan GT3 EVO 2	VSR VSR	38	1:01:52.940	42.274	149.0	29	1:31.613	157.3
15 31 T.Neubauer/J.Simmenauer PRO BMW M4 GT3	Team WRT Team WRT	38	1:01:55.356	44.690	148.8	19	1:32.082	156.5
16 111 C.Klien/D.Macdonald PRO McLaren 720S GT3 EVO	JP Motorsport JP Motorsport	38	1:01:55.836	45.170	148.6	17	1:31.421	157.7
17 54 A.De Leener/C.Engelhart PRO Porsche 911 GT3 R (992)	Dinamic GT Dinamic GT	38	1:01:55.845	45.179	149.1	21	1:31.340	157.8
18 66 D.Marschall/A.Mukovoz Bronz Audi R8 LMS GT3 EVO II	Tresor Attempto Racing Tresor Attempto Racing	38	1:01:59.079	48.413	147.7	10	1:31.396	157.7
19 911 A.Güven/A.Malykhin Bronz Porsche 911 GT3 R (992)	Pure Rxcing Pure Rxcing	38	1:01:59.967	49.301	147.9	8	1:32.151	156.4
20 163 Y.Nemoto/M.Paul Silver Lamborghini Huracan GT3 EVO 2	VSR VSR	38	1:02:00.705	50.039	148.8	31	1:31.723	157.1
21 26 P.Evrard/S.Gachet GOLD Audi R8 LMS GT3 EVO II	Sainteloc Junior Team Sainteloc Junior Team	38	1:02:02.028	51.362	148.5	37	1:31.493	157.5

ver: 1.0

Page 1 / 2 printed: 16.9.2023 17:39



Class Result List

Final Classification

16 September 2023 14:00:00

Valencia, Length: 4005m

Stewards / Race Management

STEWARD	Greg Masters
STEWARD	Richard Norbury
STEWARD	Ivan Font
RACE DIRECTOR	Alain Adam
CLERK OF THE COURSE	Gabriel Berruga
TECHNICAL DELEGATE	Alain Marquet
CHIEF TIMEKEEPER	Steffen Ruhl

Weather Start/Finish

AIR	26.5°C
TRACK	30.9°C
CONDITIONS	Dry
PRESSURE	998 hPa
AIR	26.8°C
TRACK	29.9°C
CONDITIONS	Dry
PRESSURE	998 hPa

Track Information

GREEN FLAG	13:57:56
CHEQUERED FLAG	14:59:07
SAFETY CAR PHASE	2
FULL COURSE YELLOW PHASE	0
TRACK NAME	Valencia
TRACK LENGTH	4005m
TURN COUNT	14
TOTAL DISTANCE	152.19km
FASTEST LAP:	#46. MAM - 1:31.030

STARTED: 39 CLASSIFIED: 36 NOT CLASSIFIED: 3 DISQUALIFIED: 0

Nr. Drivers	Team	Laps	Total Time	Gap	Kph	Lap	Time	Kph
Car	Entrant							

CLASS: Bronze Cup

Started: 10

Classified: 10

Not Classified: 0

1	66 D.Marschall/A.Mukovoz	Tresor Attempto Racing	38	1:01:59.079	147.7	10	1:31.396	157.7
	Audi R8 LMS GT3 EVO II	Tresor Attempto Racing						
2	911 A.Güven/A.Malykhin	Pure Rxcing	38	1:01:59.967	0.888 147.9	8	1:32.151	156.4
	Porsche 911 GT3 R (992)	Pure Rxcing						
3	188 H.Chaves/M.Ramos	Garage 59	38	1:02:05.438	6.359 148.0	17	1:32.221	156.3
	McLaren 720S GT3 EVO	Garage 59 Group						
4	91 R.Renauer/R.Bohn	Herberth Motorsport	38	1:02:12.378	13.299 147.7	19	1:32.555	155.7
	Porsche 911 GT3 R (992)	Herberth Motorsport						
5	79 S.Baud/H.Haupt	Haupt Racing Team	38	1:02:12.650	13.571 148.1	30	1:32.055	156.6
	Mercedes-AMG GT3 EVO	Haupt Racing Team						
6	87 J.Pla/E.Debard	AKKODIS ASP Team	38	1:02:39.147	40.068 146.7	19	1:32.243	156.3
	Mercedes-AMG GT3 EVO	AKKODIS ASP Team						
7	55 C.Zöchling/P.Sager	Dinamic GT	38	1:02:41.048	41.969 146.7	19	1:32.273	156.2
	Porsche 911 GT3 R (992)	Dinamic GT						
8	81 F.Schiller/R.Juffali	Theeba Motorsport	38	1:02:43.909	44.830 146.9	19	1:32.625	155.6
	Mercedes-AMG GT3 EVO	Theeba Motorsport						
9	44 S.Palette/S.Denoual	CLRT	37	1:01:30.685	1 LAP 146.0	19	1:32.540	155.8
	Porsche 911 GT3 R (992)	CLRT						
10	52 J.Machiels/L.Machiels	AF Corse	37	1:01:44.577	1 LAP 145.3	18	1:32.609	155.6
	Ferrari 296 GT3	AF Corse						

Fastest lap of the class. Car 66 driver Dennis Marschall on lap 10. Time 1:31.396, average speed 157.7 km/h.

CLASS: Gold Cup

Started: 5

Classified: 4

Not Classified: 1


1	21 G.Magnus/F.Hutchison	ComToYou Racing	38	1:01:52.893	148.2	11	1:32.246	156.2
	Audi R8 LMS GT3 EVO II	ComToYou Racing						
2	26 P.Evrard/S.Gachet	Sainteloc Junior Team	38	1:02:02.028	9.135 148.5	37	1:31.493	157.5
	Audi R8 LMS GT3 EVO II	Sainteloc Junior Team						
3	9 A.di Folco/A.Panis	Boutsen VDS	38	1:02:41.639	48.746 146.6	20	1:32.262	156.2
	Audi R8 LMS GT3 EVO II	Boutsen VDS						
4	10 C.Gazeau/A.Eteki	Boutsen VDS	31	1:02:42.904	7LAPS 152.8	26	1:31.999	156.7
	Audi R8 LMS GT3 EVO II	Boutsen VDS						

Not classified

30 N.Krütten/C.Williams	Team WRT
BMW M4 GT3	Team WRT

Fastest lap of the class. Car 26 driver Simon Gachet on lap 37. Time 1:31.493, average speed 157.5 km/h.





Class Result List

Valencia, Length: 4005m

Final Classification

16 September 2023 14:00:00

Nr. Drivers	Team	Laps	Total Time	Gap	Kph	Lap	Time	Kph
Car	Entrant							

CLASS: Pro Cup

Started: 15

Classified: 14

Not Classified: 1

1	88 R.Marciello/T.Boguslavskiy Mercedes-AMG GT3 EVO	AKKODIS ASP Team	38	1:01:10.666		149.8	14	1:31.486	157.5
2	69 T.Vermeulen/A.Costa Ferrari 296 GT3	Emil Frey Racing	38	1:01:11.046	0.380	149.8	21	1:31.112	158.2
3	40 R.Feller/M.Drudi Audi R8 LMS GT3 EVO II	Tresor Orange 1	38	1:01:15.880	5.214	149.8	20	1:31.290	157.9
4	11 L.Legeret/C.Haase Audi R8 LMS GT3 EVO II	ComToYou Racing	38	1:01:18.374	7.708	149.8	34	1:31.293	157.9
5	32 C.Weerts/D.Vanthoor BMW M4 GT3	Team WRT	38	1:01:20.312	9.646	149.9	19	1:31.135	158.2
6	12 F.Vervisch/N.Baert Audi R8 LMS GT3 EVO II	ComToYou Racing	38	1:01:25.719	15.053	149.2	35	1:31.725	157.1
7	14 K.Lappalainen/G.Altoe Ferrari 296 GT3	Emil Frey Racing	38	1:01:29.069	18.403	149.1	20	1:31.126	158.2
8	46 V.Rossi/M.Martin BMW M4 GT3	Team WRT	38	1:01:29.156	18.490	149.8	18	1:31.030	158.3
9	159 N.Kjaergaard/B.Goethe McLaren 720S GT3 EVO	Garage 59	38	1:01:36.659	25.993	149.1	17	1:31.816	157.0
10	25 E.Bastard/P.Niederhauser Audi R8 LMS GT3 EVO II	Sainteloc Junior Team	38	1:01:47.086	36.420	149.0	17	1:31.380	157.7
11	60 A.Caldarelli/M.Mapelli Lamborghini Huracan GT3 EVO 2	VSR	38	1:01:52.940	42.274	149.0	29	1:31.613	157.3
12	31 T.Neubauer/J.Simmenauer BMW M4 GT3	Team WRT	38	1:01:55.356	44.690	148.8	19	1:32.082	156.5
13	111 C.Klien/D.Macdonald McLaren 720S GT3 EVO	JP Motorsport	38	1:01:55.836	45.170	148.6	17	1:31.421	157.7
14	54 A.De Leener/C.Engelhart Porsche 911 GT3 R (992)	Dinamic GT	38	1:01:55.845	45.179	149.1	21	1:31.340	157.8

Not classified

27	C.Mies/G.Demoustier Audi R8 LMS GT3 EVO II	Sainteloc Junior Team	1	2:22.077	37LAPS				
----	---	-----------------------	---	----------	--------	--	--	--	--

Fastest lap of the class. Car 46 driver Maxime Martin on lap 18. Time 1:31.030, average speed 158.3 km/h.

CLASS: Silver Cup

Started: 9

Classified: 8


Not Classified: 1

1	99 A.Aka/L.Patrese Audi R8 LMS GT3 EVO II	Tresor Attempto Racing	38	1:01:37.183		149.3	19	1:31.481	157.6
2	77 J.Love/A.Valente Mercedes-AMG GT3 EVO	Haupt Racing Team	38	1:01:39.891	2.708	149.0	32	1:31.682	157.2
3	163 Y.Nemoto/M.Paul Lamborghini Huracan GT3 EVO 2	VSR	38	1:02:00.705	23.522	148.8	31	1:31.723	157.1
4	90 J.Salmenautio/E.Perez Companc Mercedes-AMG GT3 EVO	Madpanda Motorsport	38	1:02:13.892	36.709	148.2	31	1:31.932	156.8
5	28 J.Guidetti/L.Moncini Honda NSX GT3 EVO 2	Nova Race	38	1:02:31.904	54.721	147.5	30	1:32.000	156.7
6	71 S.Hudspeth/N.Marinangeli Ferrari 296 GT3	AF Corse	38	1:02:46.548	1:09.365	147.1	32	1:32.137	156.4
7	68 E.Zanotti/A.Frassinetti Honda NSX GT3 EVO 2	Nova Race	38	1:02:46.703	1:09.520	147.2	27	1:32.674	155.5
8	18 J.Kell/J.Waberski Lamborghini Huracan GT3 Evo	GSM AB1 GT3 Team	37	1:01:36.233	1 LAP	146.0	34	1:32.895	155.2

ver: 1.0

Page 2 / 3 printed: 16.9.2023 17:39





Class Result List

Final Classification

16 September 2023 14:00:00

Valencia, Length: 4005m

Nr. Drivers	Team	Laps	Total Time	Gap	Kph	Lap	Time	Kph
Car	Entrant							

Not classified

119	B.Moulin/M.Paverud	VSR	15	25:44.971	23LAPS	142.9	12	1:33.164	154.7
	Lamborghini Huracan GT3 EVO 2	VSR							

Fastest lap of the class. Car 99 driver Lorenzo Patrese on lap 19. Time 1:31.481, average speed 157.6 km/h.

5s TIME PENALTY TO CARS 52-111-188 ADDED AT THE END FOR TRACK LIMITS

5s TIME PENALTY TO CARS 18-68-87 ADDED AT THE END FOR TRACK LIMITS

5s TIME PENALTY TO CARS 28-60 ADDED AT THE END FOR TRACK LIMITS

5s TIME PENALTY TO CAR 71 ADDED AT THE END FOR TRACK LIMITS

Following stewards decision no. 27 - 5 s penalty for the car no. 111

Steward: Greg Masters	Steward: Richard Norbury	Steward: Ivan Font
-----------------------	--------------------------	--------------------

ver: 1.0

Page 3/ 3 printed: 16.9.2023 17:39