

FANATEC



WORLD CHALLENGE
EUROPE

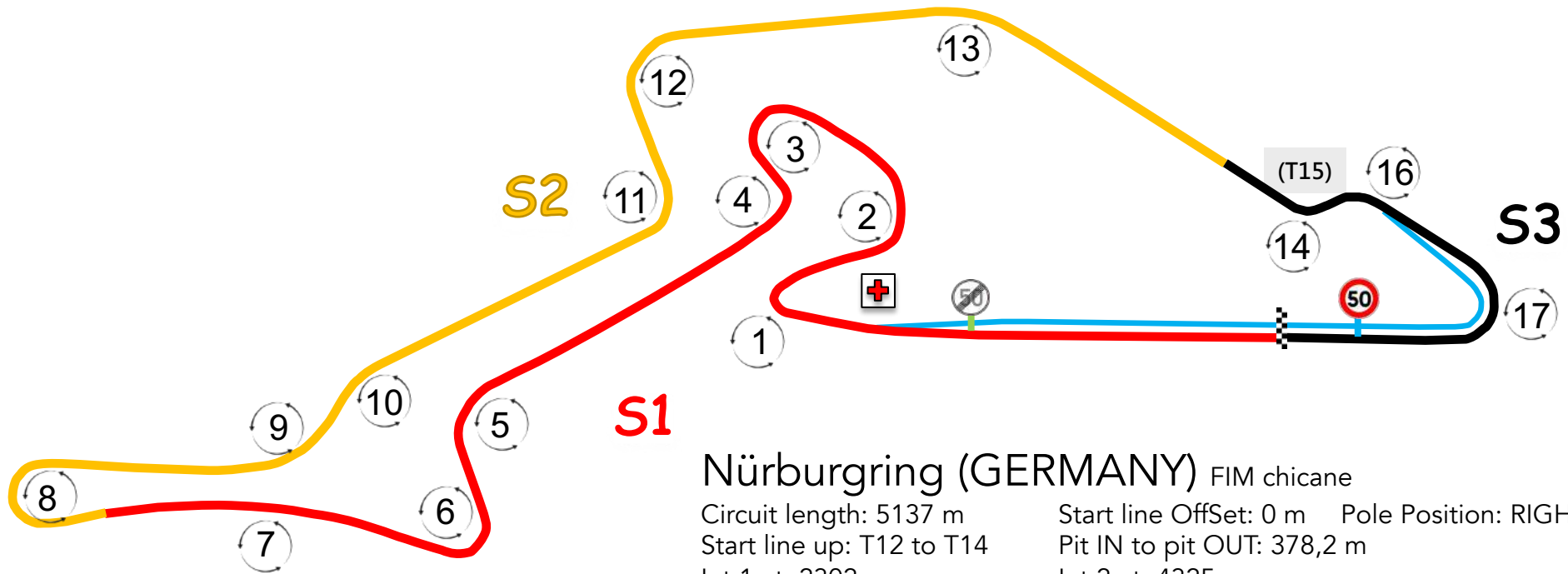
POWERED BY **aws**

TEAM MANAGER & DRIVER
BRIEFING
NÜRBURGRING 2023

RACE DIRECTOR RADIO

- Race Control frequency : **Race Control 9: 468.275** TEST 10 to 15 minutes before the session
- 1st session of the day: answer car # + "ok" on the team messaging
- For a test or an issue contact the Pit Lane manager – Ghislain





S1


Nürburgring (GERMANY) FIM chicane

Circuit length: 5137 m	Start line Offset: 0 m	Pole Position: RIGHT
Start line up: T12 to T14	Pit IN to pit OUT: 378,2 m	
Int 1 at: 2302 m	Int 2 at: 4325 m	
SC position 1 st lap: T13	Race- Pit Exit	Lights OFF: T12

CONTROL, START & FINISH LINE



CONTROL, START & FINISH LINE




SIGNALLING AREA

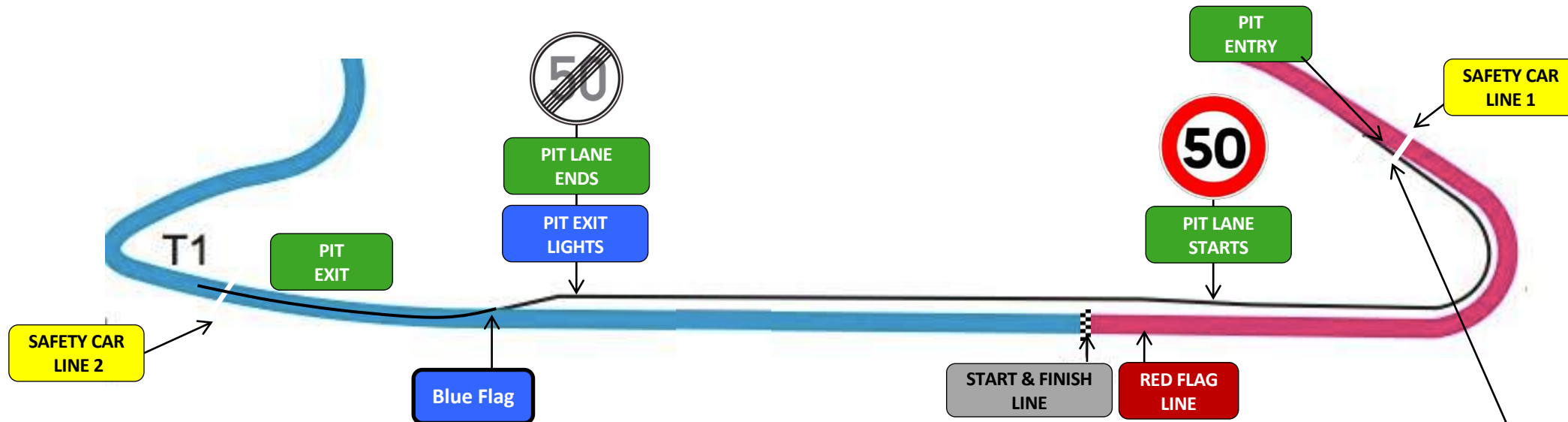
DRIVE THROUGH

Pole position
RIGHT

RED LINE 50M BEFORE THE LINE




PIT LANE



STOP AND GO – TIME PENALTY is in front of your pit garage, controlled by the team

Minimum Drive Through Time: Pit lane = 378 m = 27"






SC line 1

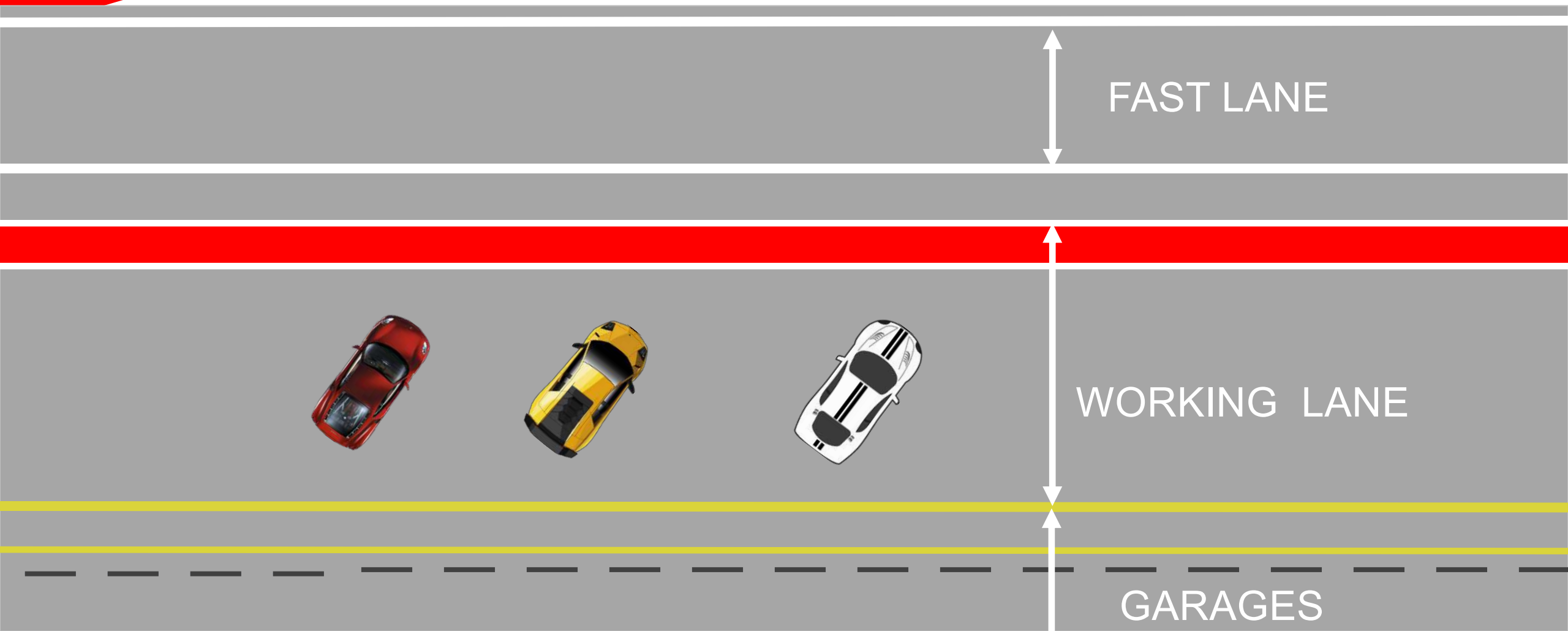


PIT ENTRY SPEED LIMIT





START OF ALL SESSIONS 45°




PIT STOP & RACE



PIT EXIT SPEED LIMIT

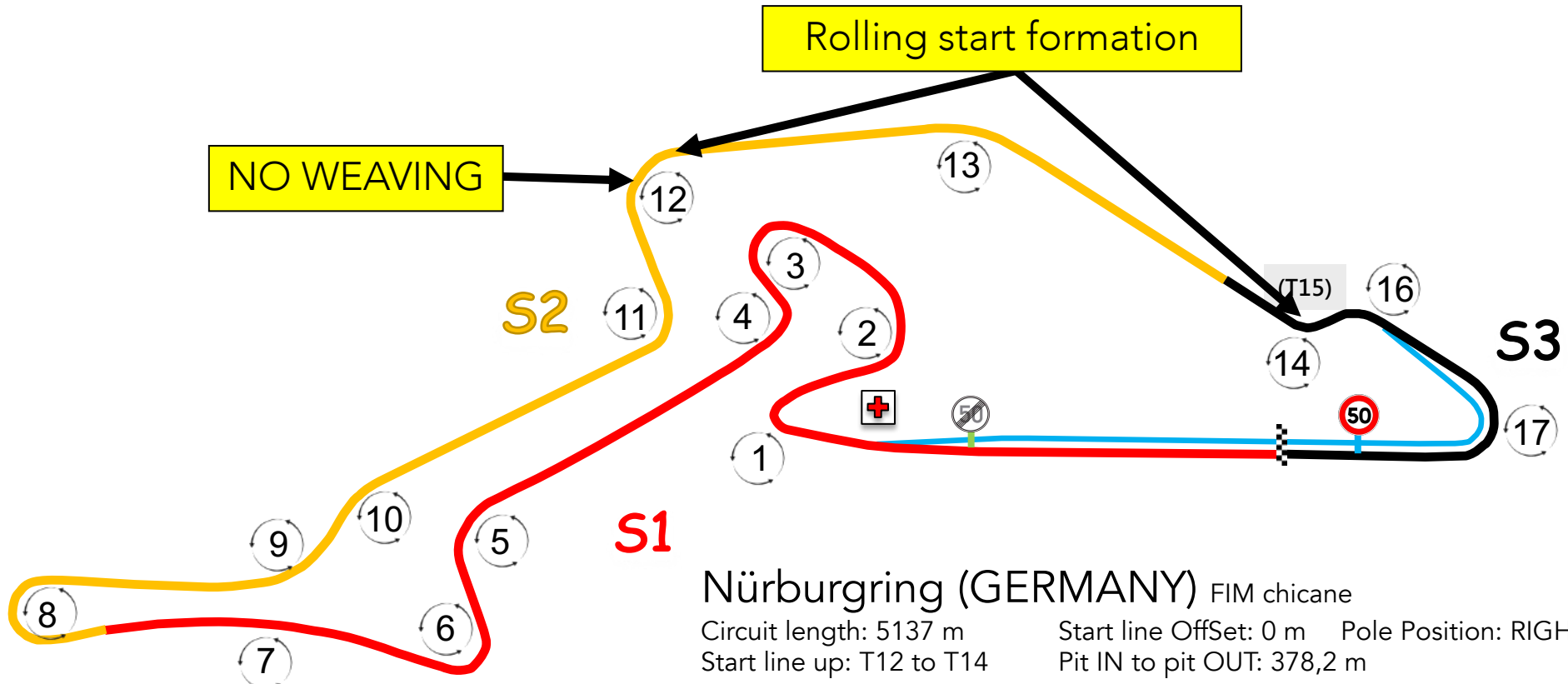


PIT EXIT WHITE LINE



PIT EXIT WHITE LINE





Nürburgring (GERMANY) FIM chicane
 Circuit length: 5137 m Start line Offset: 0 m Pole Position: RIGHT
 Start line up: T12 to T14 Pit IN to pit OUT: 378,2 m
 Int 1 at: 2302 m Int 2 at: 4325 m
 SC position 1st lap: T13 Race- Pit Exit Lights OFF: T12

ROLLING START FORMATION



SAFETY CAR BY PIT LANE board

Line up Between T12 and T14

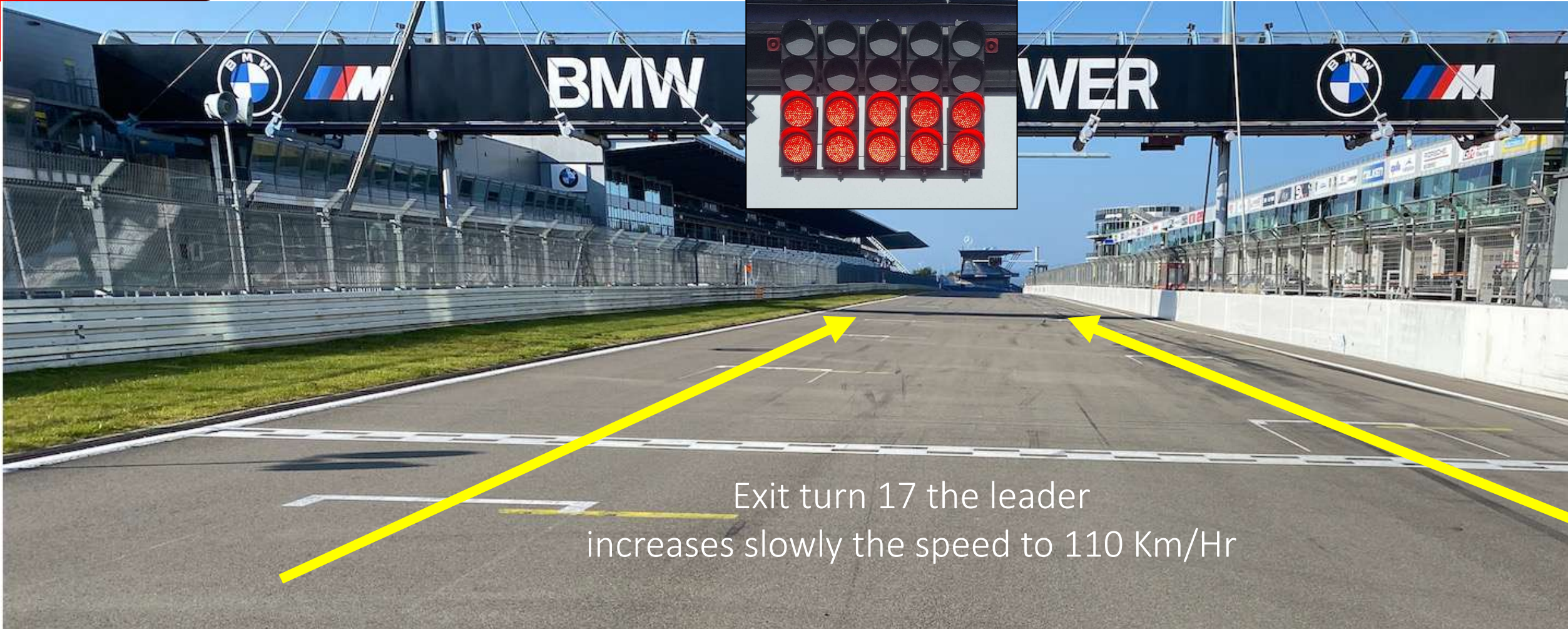
ROLLING START

No Start before

Exit turn 17 the leader
increases slowly the speed to 110 Km/Hr



START



Exit turn 17 the leader
increases slowly the speed to 110 Km/Hr

START



START



START



Red lights remains ON
Yellow flag @ all MP
New Formation Lap
Pole man - tempo


FULL COURSE YELLOW



Speed 80 Km/Hr – NO weaving (Zig Zag)

FCY followed by SC except during the three 1st laps where it will directly SC

Countdown 20 seconds – marshalling system

- *At 10 sec boards & light panels – No overtaking*
- *At 0 sec yellow flags & all cars at 80 Km/Hr*
- *As soon as possible*





SAFETY CAR

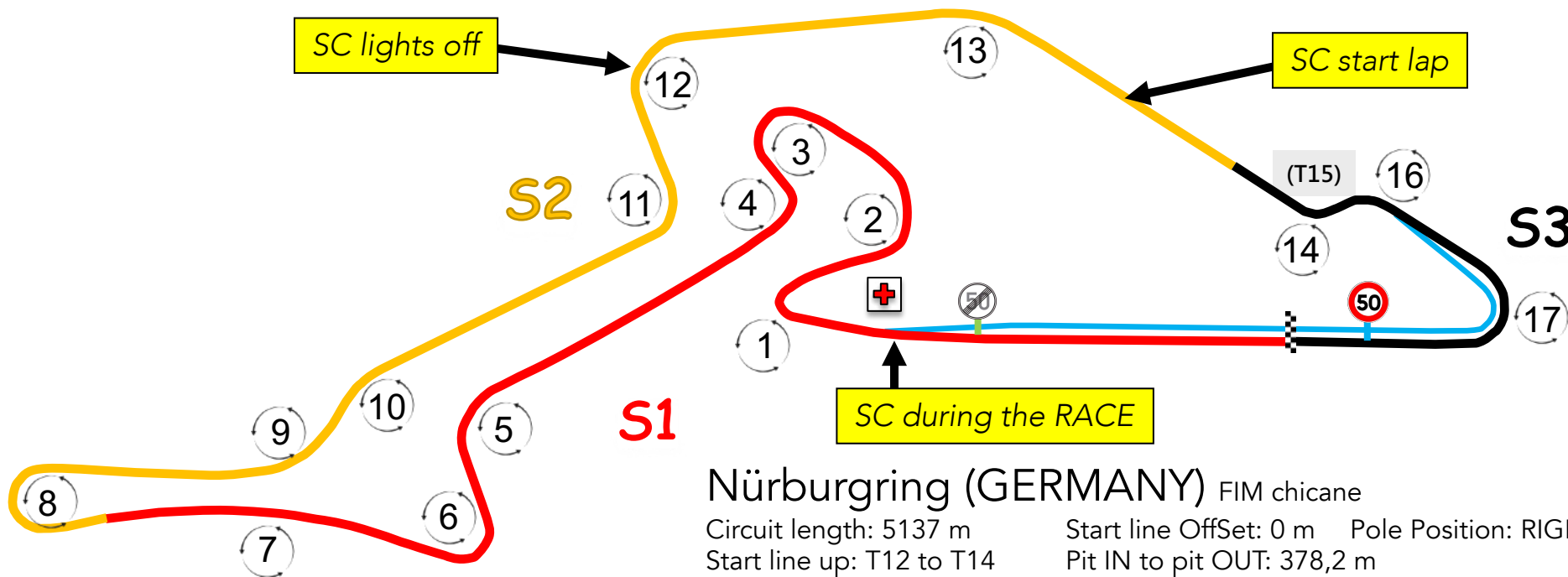
- *SC on track during the FCY (NO lights) gets the leader. It will overtake cars if necessary. No weaving, to avoid contact while the SC is overtaking*
- *“SC procedure” - SC lights ON, all marshal posts will swap the FCY boards to SC*
- *All cars, in single file, must increase their speed to catch up the group*
- *Possible Wave-by*
- *End of procedure: “SC in this lap” - “SC lights off” (all signalling removed)*
“Green” – NO overtaking prior to pass the line

ART 46.9 WAVE-BY PROCEDURE RACE DIRECTOR RADIO

1. “SAFETY CAR LIGHTS ON - PIT ENTRY CLOSED” the pit entry will be closed.
2. On teams’ radio and messaging screens: “SC MOVE LEFT - ELIGIBLE CARS MOVE RIGHT” All cars to drive LHS of the track and eligible cars move RHS of the track, no overtaking.
3. “START WAVE-BY”. All cars eligible for wave by, under their own responsibility, overtake the SC. Once all eligible cars have overtaken the SC, the SC will slow down to 70 KPH.
4. “WAVE-BY COMPLETED – PIT LANE OPEN”
5. There will be at least one full lap at an appropriate SC speed.

No Wave By : < 30 min from the start and the race finish - < 30 Min between GREEN Wave by ending and the next SC

SAFETY CAR



Nürburgring (GERMANY) FIM chicane

Circuit length: 5137 m Start line Offset: 0 m Pole Position: RIGHT
 Start line up: T12 to T14 Pit IN to pit OUT: 378,2 m
 Int 1 at: 2302 m Int 2 at: 4325 m
 SC position 1st lap: T13 Race- Pit Exit Lights OFF: T12

PIT EXIT LIGHTS DURING SC

In case of “Wave-By” pit ENTRY will be closed until “WAVE-BY COMPLETED”

Pit exit light remain **GREEN**

When the SC will pass the **START** LINE (for standing start), the pit exit light will turn **RED**

When last car in the group behind SC passes pit exit, the light will turn **GREEN** again



RED FLAG PROCEDURE

Slow down to 80 Km/Hr - NO overtaking – drive to pit lane

Free practices: Clock will NOT stop

Qualifying: Clock stops - lap time cancelled

Race:

- Clock will NOT stop - line up red line (50m from the start line) or follow the SC
- Order as when the red flag was declared
- Parc-Fermé conditions - on the grid teams and officials ONLY
- Restart behind SC

If you enter the pits after the red flag: restart one lap later



BLUE FLAG

- At ALL TIMES: displayed to a driver leaving the pits if traffic is approaching on the track.
- During PRACTICE: a faster car is close behind you and is about to overtake you.
- During the RACE: shown to a car about to be lapped, the driver concerned must allow the following car to pass at the earliest opportunity.

TRACK LIMITS PENALTIES

1. FP: drivers will be warned and stopped, if necessary, lap times can be deleted.
2. Pré-qualifying & Qualifying: lap time deleted.
3. Race: 3 first time warning on the timing monitors,
4th time warning flag. (Screen only)
5th time final warning on the radio, At the
6th time the stewards can impose a 5'' time penalty

Messages on page 7

TIME PENALTIES

- To be performed at the next pit stop
- Enter the pit lane - pit box – Parc-Fermé duration of the penalty
- Once the time has elapse the team can proceed to the normal pit stop
- Investigations may continue after the session / Race

REMINDER

One change of line is permitted to protect the position

Respect blue flags

Red Flag, 80 KPH – pit box – race stop at the red line

During Q – All cars at racing speed on the racing line

FANATEC



*HAVE A GOOD WEEKEND AND A
GREAT RACE!*

WORLD CHALLENGE
EUROPE

POWERED BY **aws**