



WORLD CHALLENGE
EUROPE

POWERED
BY **aws**

The AWS logo, consisting of the word "aws" in a dark blue, lowercase sans-serif font, with a yellow curved arrow underneath it pointing from the 'a' to the 's'.

*TEAM MANAGER & DRIVER
BRIEFING
BRANDS-HATCH 2023*

NOTICE BOARD

- <https://www.gt-world-challenge-europe.com>
- Click on Calendar and select the current event

The screenshot shows the website for the Fanatec GT World Challenge Europe. At the top, there is a navigation menu with 'MENU', 'HOME', 'NEWS', 'CALENDAR', 'PHOTOS', and 'VIDEOS'. On the right, there are buttons for 'LIVE', 'SIGN IN', and 'SRO WEBSITES'. The main header features the 'FANATEC GT WORLD CHALLENGE EUROPE' logo, with 'POWERED BY aws' below it. The background is a large image of a race track with many cars lined up. On the left side, a large digital clock displays '05:17:22:03' with 'DAYS', 'HRS', 'MINS', and 'SECS' labels. Below the clock, the text reads 'BRANDS HATCH' and 'GREAT BRITAIN' with the UK flag. Underneath, it says 'ROUND 2 | 13 - 14 MAY 2023'. A red button labeled 'EVENT INFO' is highlighted with a yellow arrow pointing to it from the right. On the right side of the main content area, there is a vertical list of menu items: 'EVENT TIMETABLE' (with a PDF icon and download arrow), 'RACE TICKETS', 'VIP PACKAGES', 'ACCOMMODATION', and 'ENTRY LIST', each with a red arrow pointing right. At the bottom, there are four smaller promotional images for the event.

MENU

HOME

NEWS

CALENDAR

PHOTOS

VIDEOS

LIVE

SIGN IN

SRO WEBSITES



FANATEC

GT

WORLD CHALLENGE
EUROPE

POWERED BY
aws

05:17:20:13

DAYS — HRS — MINS — SECS —

BRANDS HATCH

GREAT BRITAIN

ROUND 2 | 13 - 14 MAY 2023



Capture d'écran

TICKETS



VIP PACKAGES



ACCOMMODATION



EVENT TIMETABLE

PDF



ENTRY LIST



NOTICEBOARD



RACE RESULTS



SH



MAILING LIST FOR DOCUMENT DISTRIBUTION

- All official documents are also available by Mail
- Change of address or new addresses please contact Murielle, the secretary in charge of communications at sporting@sro-motorsports.com

RACE DIRECTOR RADIO

- Race Control frequency : Race Control 7 468.1875
- TEST 10 to 15 minutes before each session
- Answer "ok" + car # on the team messaging on the first test of the day
- For a test or an issue, contact the Pit Lane manager – Ghislain VERRIEST



ARMBANDS



1X CAR CONTROLLER



2X MECHANICS



3X OTHERS IN WORKING LANE



INDUSTRY

TARGETS IN 2023

1. Track limits FIA rules (keep in contact with the white line) NO exceptions anymore
2. New incident report form (details or explanation required)
3. NO slowing down on the racing line
4. Incidents involving different categories, the more PRO Cat will be deemed to be at fault unless evidence clearly shows the contrary.

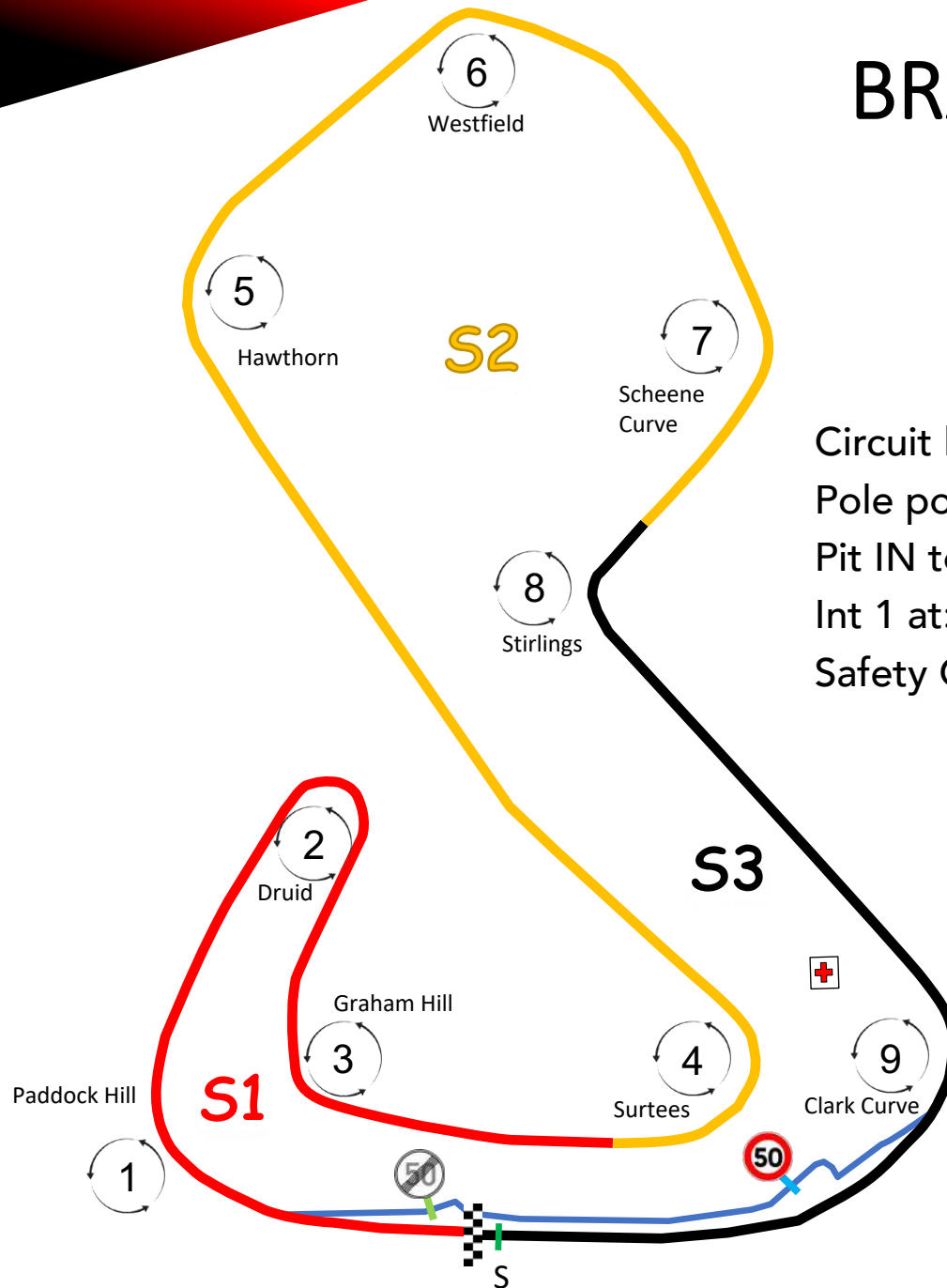
NEW INCIDENT REPORT FORM

- Fill in the Incident report forms with as much detailed information
- To reduce the number of report – (Info-not always accurate, time, location, incident)
- The report is made to help the RC and confirm the received reports from JofF, marshals, timekeeping...
- The official procedure is the Protest (30 minutes after posting of provisional results)
- The incident report is ONLY information to Race Control.
- The Team Messaging System is a tool to HELP YOU.
- Do not abuse the use of reports or the messaging system.

GENERAL INFORMATION

- No cars in the pit lane during Q & R of other Series (Pit Lane Manager)
- Wheels (warm tyres) to the grid - before pit lane closes
- Pit gantry cameras mandatory recording during pit stops – Time Set correctly - collected if required except end of the race all to the race director office
- Nobody in front of the car or standing behind the panels - use lollipops
- Flashing head lights Max 3 times between two corners
- Remain on the racing line. Your indicator shows where you go
- Avoid to bring gravel on track

BRANDS HATCH (UK)

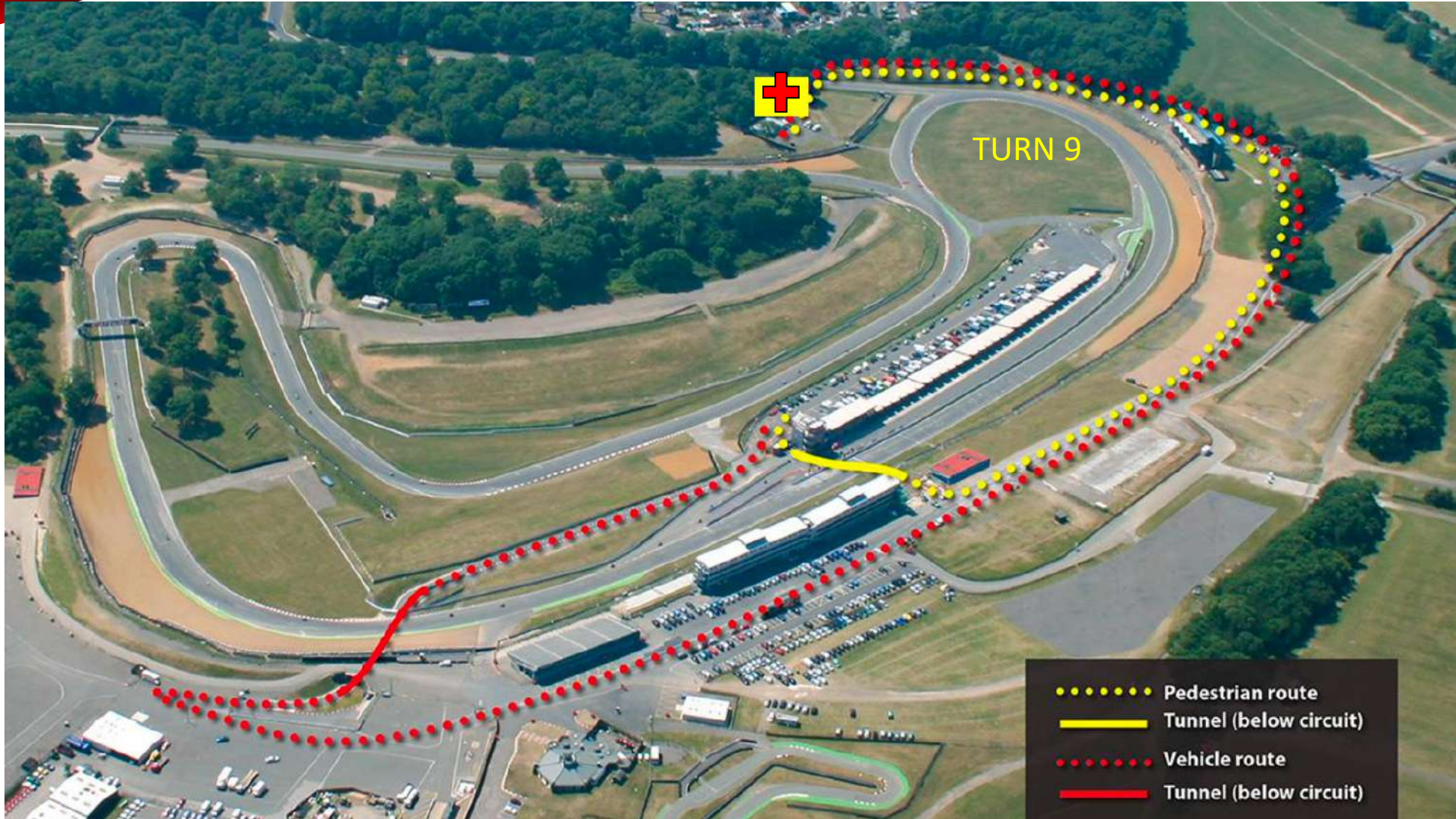


Circuit length: 3916 m
Pole position: RIGHT
Pit IN to Pit OUT: 275 m
Int 1 at: 1113 m
Safety Car


Start line offset: - 30 m
Start line up: Turn 8 to 9
Int 2 at: 2952 m

1st Lap: T4 –T9
Race: Turn 3
Lights OFF: Turn 8


MEDICAL CENTRE ACCESS ROUTE



START & RED LINE



CONTROL & FINISH LINE



SIGNALING AREA AT THE LINE



**DRIVE
THROUGH**

DISPLAY PANEL



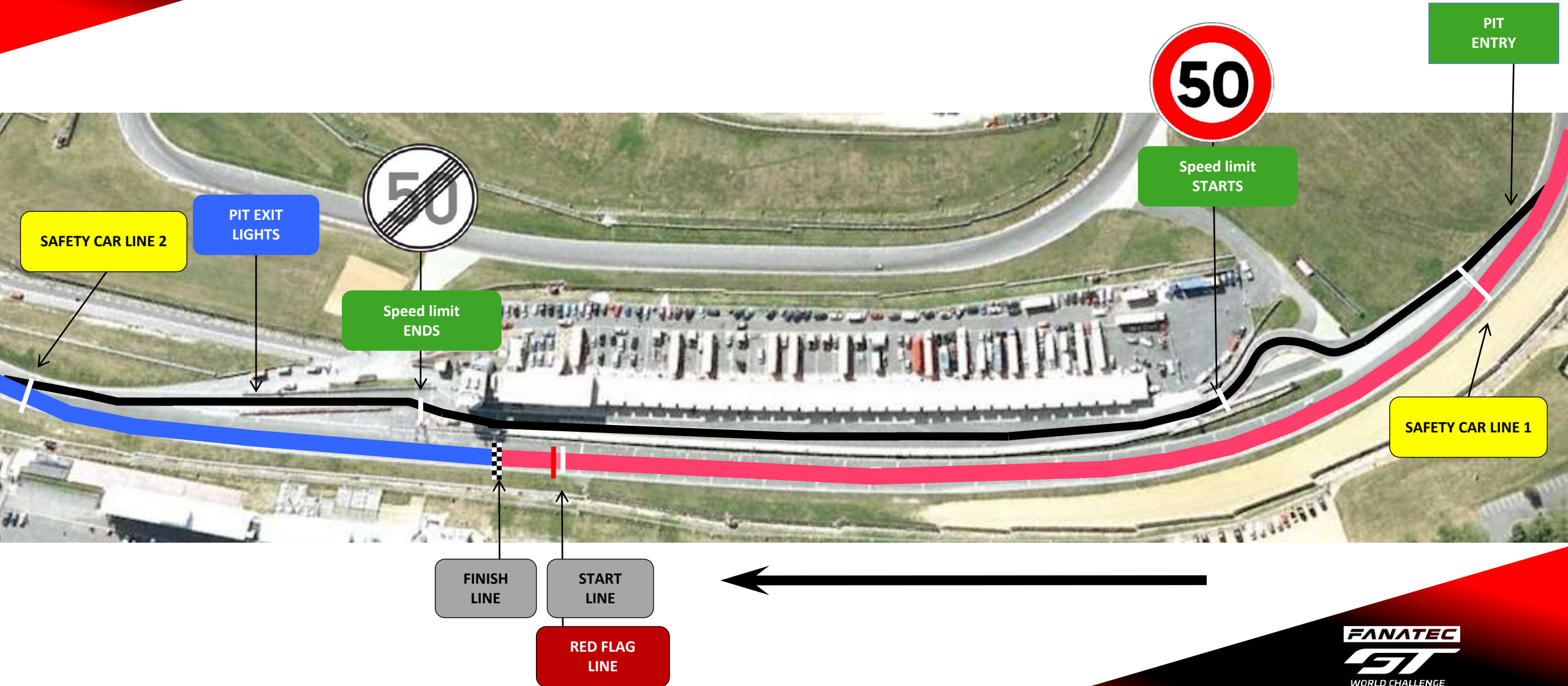
ART 41.7.4: QUALIFYING

Note that Q1 – Q2 is one session from start of Q1 to end of Q2

NO: fuel, computer, blowers, skates (end of session), external battery, putting the car in the garage

YES: driver, tyres, cleaning, tyre pressure, engine fluids ... repairs with permission of chief scrutineer.

PIT LANE




PIT ENTRY



SC line 1

PIT ENTRY SPEED LIMIT LINE

Sans titre 12



FAST LANE OPEN

- Max 5' before session.
- FAST LANE OPEN
- On the timing monitors and RD radio
- Cars allowed to Pit Exit
- Not for the race
- In case of Red flag Stop in front of your Pit – No cars in the fast lane

REMINDER CHANGE
THE DRIVER ID IN THE PIT LANE !

LET RACE CONTROL KNOW VIA THE APP IN
CASE OF PROBLEM

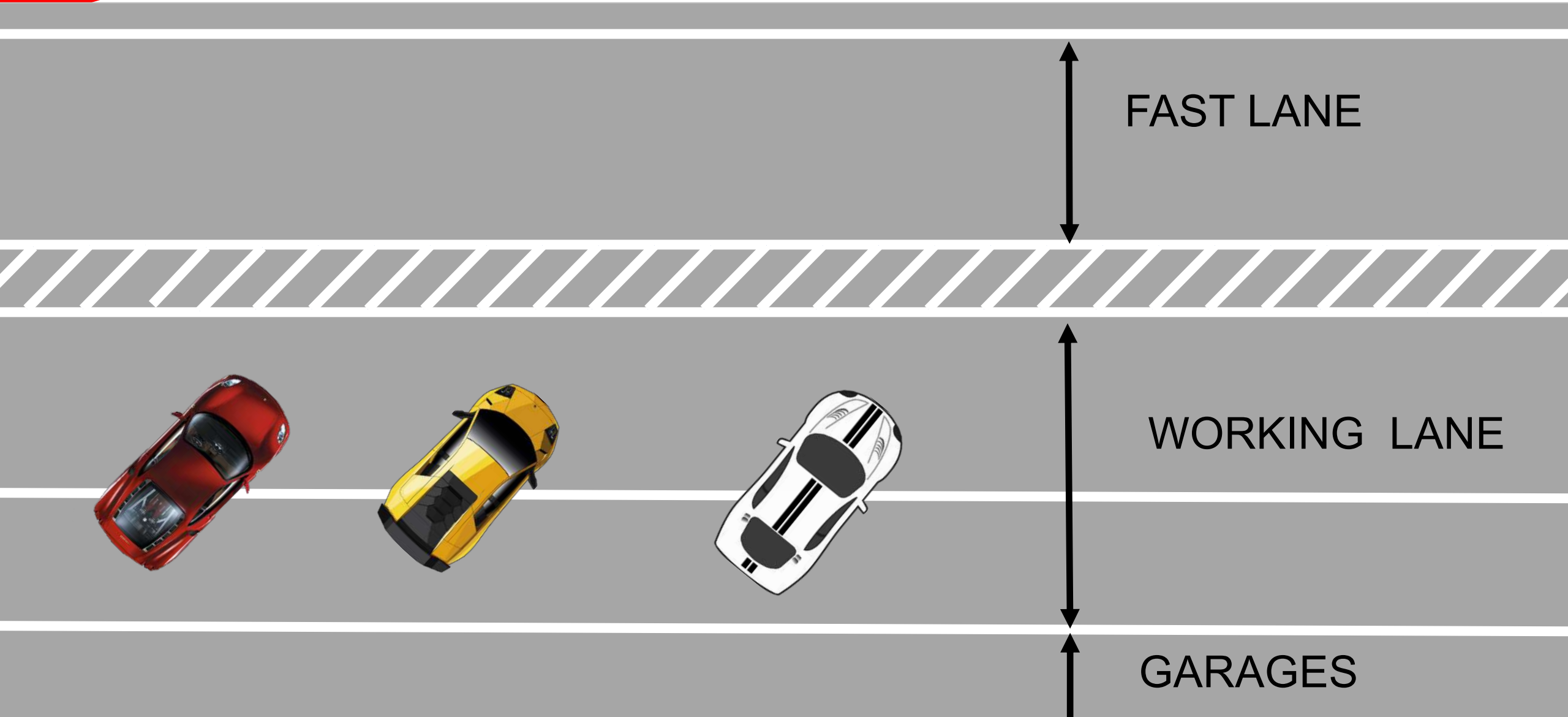
PIT LANE



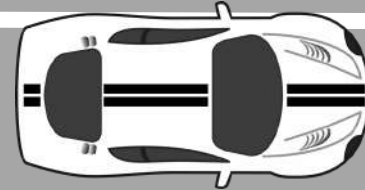

FAST LANE

WORKING LANE

START OF ALL SESSIONS 45°



PIT STOP & RACE



PIT EXIT SIGNAL



PIT EXIT SPEED LIMIT LINE




PIT EXIT LIGHTS

Flashing Blue
permanently




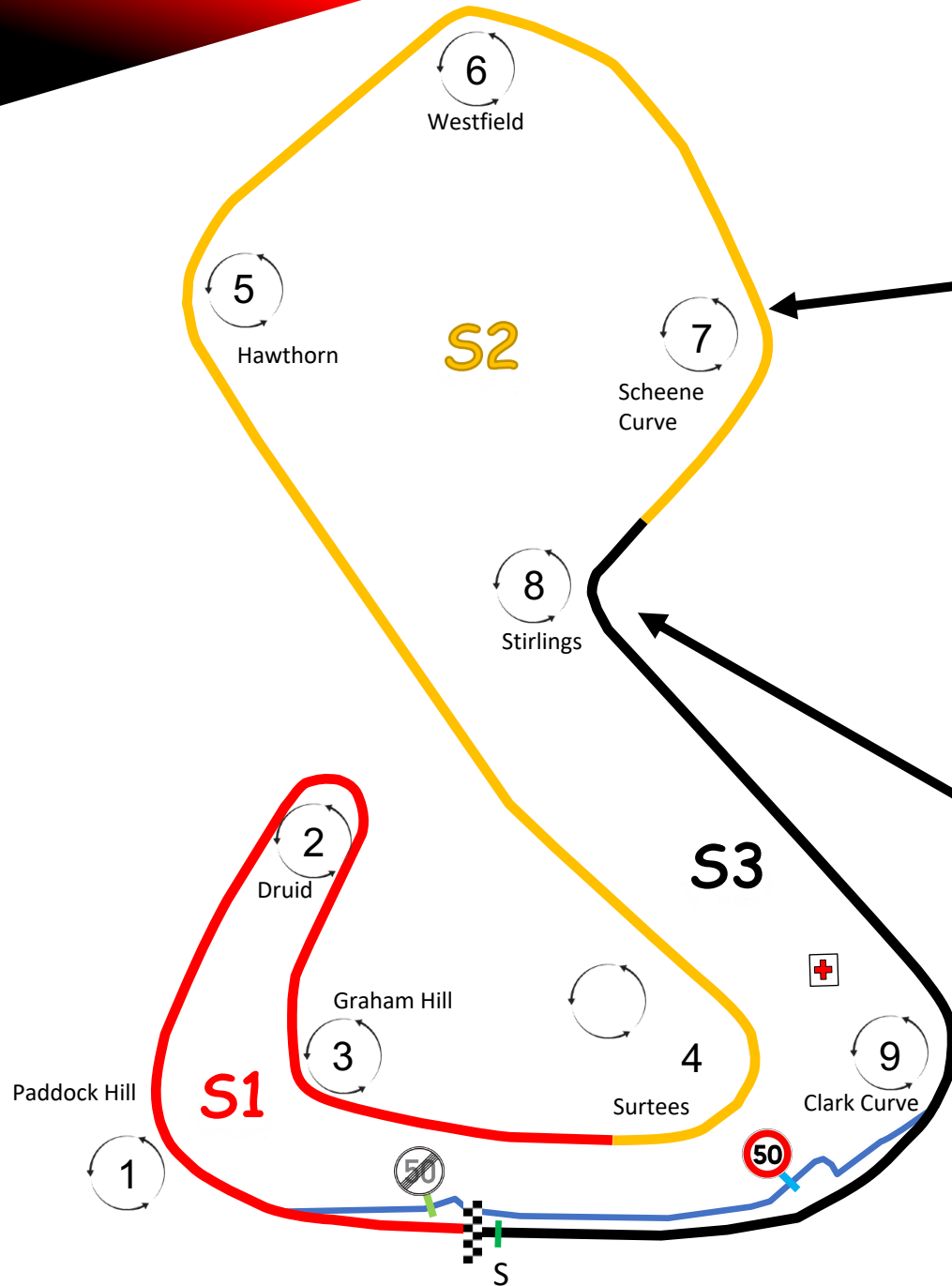
RED LIGHTS TO BE RESPECTED

PIT EXIT WHITE LINE



AFTER CHECKERED FLAG





START

NO WEAVING


Pole position **RIGHT**
Start line-up: Turn 8 to 9

Start line-up





Pole Position
Right Hand Side

START



START





START



No start before

START




New Formation Lap

Red lights remains ON

Yellow flag @ all MP

Pole man - tempo

FCY





Countdown on the IN CAR MARSHALLING SYSTEM, has priority on the flags

- At 10 sec boards & lights – No overtaking
- At 0 sec yellow flags & all cars at 80 Km/Hr – NO weaving (zig zag)
- In case of short FCY - RESTART on short notice – GREEN

OR

SC





SAFETY CAR

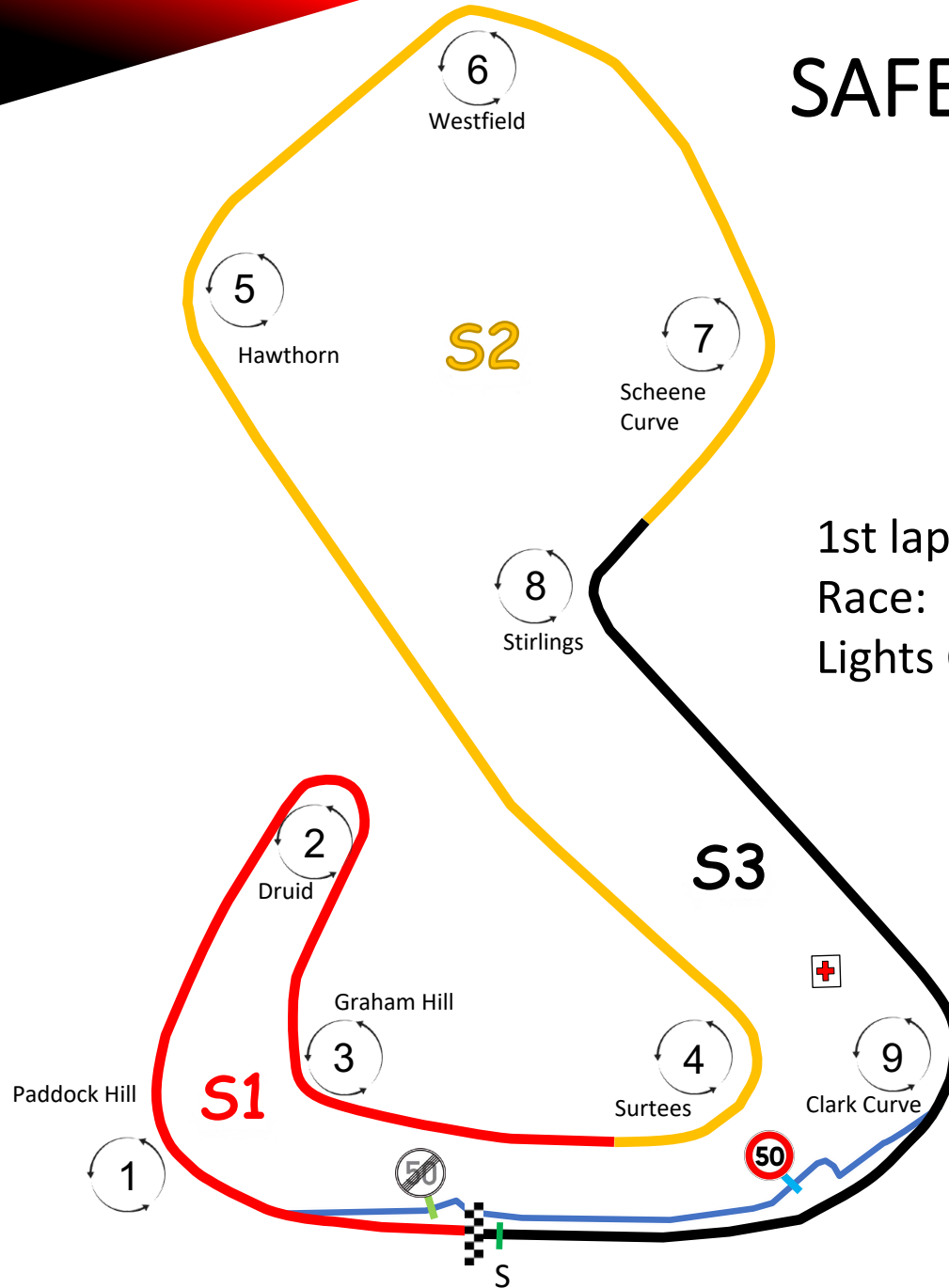
- *SC on track during the FCY (NO lights) gets the leader. It will overtake cars if necessary.*
- *No weaving, to avoid contact while the SC is overtaking*

“SC procedure”

- *SC lights ON, all marshal posts will swap the FCY boards to SC*
- *All cars, in single file, must increase their speed to catch up the group*
- *End of procedure: “SC in this lap” - “SC lights off” (all signalling removed)*

“Green” – NO overtaking prior to pass the line

SAFETY CAR



1st lap: Shortcut Turn 4 to Turn 9
Race: Turn 3
Lights OFF: Turn 8

PIT EXIT LIGHTS DURING SC

Pit exit light remain

When the SC will pass **GREEN** START LINE, the pit exit light will turn

When last car in the group behind SC passes pit exit, the light will **RED**
again

GREEN



RED FLAG PROCEDURE

Pit Exit closed

Slow down to 80 KPH - NO overtaking

Free practices: Clock will NOT stop drive to pit lane

Qualifying: Clock stops - RF lap time cancelled – drive to pit lane

Race:

- Clock WILL stop - line up red line (start line) or follow the SC
- Order as when the red flag was declared
- Parc-Fermé - on the grid teams and officials ONLY
- Restart behind SC

If you enter the pits after the red flag: restart one lap later



RED FLAG PROCEDURE

During the pit window:

- Cars back to the pit - Parc-Fermé conditions
- pit stop permitted, when done or if already done before RF: parc-fermé
- Marshals will call the cars to line up in the order at the line of the last full lap before the opening of the pit window
- Any penalties due to be taken in the pit stop will be added at the end of the race



BLUE FLAG

- At ALL TIMES: displayed to a driver leaving the pits if traffic is approaching on the track.
- During PRACTICE: a faster car is close behind you and is about to overtake you.
- During the RACE: shown to a car about to be lapped, the driver concerned must allow the following car to pass at the earliest opportunity.

TRACK LIMITS TURNS 1, 2 & 3

Camera

Sensors T1, T2 and T3

EXIT TURN 8



FIA Rule - avoid to go further than the green



TRACK LIMITS PENALTIES

1. FP and Pre-qualifying: drivers will be warned and stopped, if necessary, lap times can be deleted.
2. Qualifying: every lap time improvement will be deleted and on the third time the best lap time will be deleted.
3. Race: 1st time warning on the timing monitors,
2nd time warning flag.
3rd time final warning on the radio, At the
4th time the stewards can impose a penalty.

SAFETY LIGHT PANEL



OPENINGS FOR CARS & DRIVERS



REMINDER FOR SUNDAY MORNING

08.30 ALL GARAGE DOORS MUST BE OPEN

09.05-09.45 MANDATORY AUTOGRAPH SESSION IN PIT LANE

FANATEC



WORLD CHALLENGE

EUROPE

POWERED BY **aws**

*HAVE A GOOD
WEEKEND AND
GREAT RACES !*