

FANATEC




WORLD CHALLENGE
EUROPE

POWERED
BY **aws**

TEAM MANAGER DRIVER BRIEFING
VALENCIA 2022

FANATEC



SRO
MOTORSPORTS GROUP

FANATEC
GT
WORLD CHALLENGE
POWERED BY **aws**

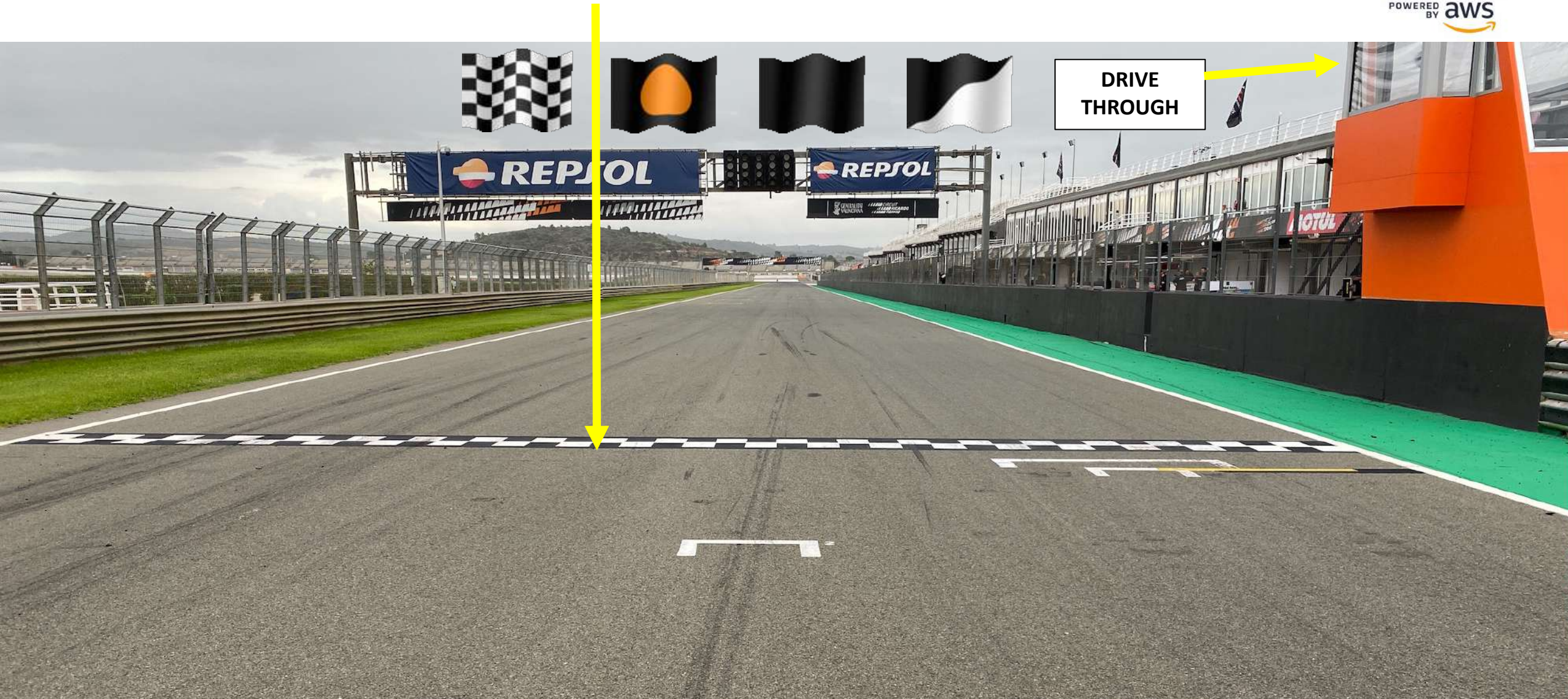
The diagram illustrates a race track layout with 14 numbered pits (1-14) and a start/finish line. The track is divided into three main colored sections: red, yellow, and blue. The red path starts at the start/finish line, goes through pits 14, 13, 12, and 1. The yellow path starts at the start/finish line, goes through pits 8, 7, 10, 11, 6, and 5. The blue path starts at the start/finish line, goes through pits 2, 3, 4, and 1. The paths are labeled 'Int 1' and 'Int 2' at specific intersection points.

RACE DIRECTOR RADIO

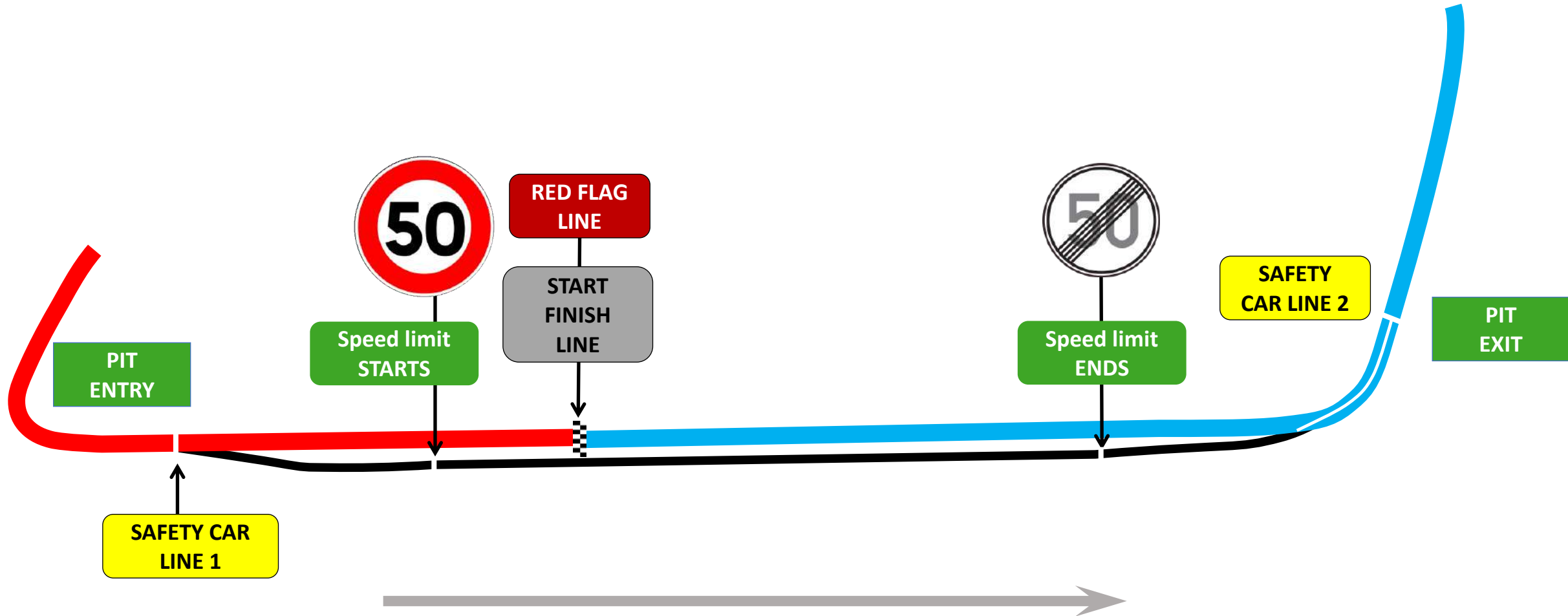
- Race Control frequency : RACE CONTROL 7 – 468.1875
- TEST 10 to 15 minutes before each session
- Answer "ok" + car # on the team messaging
- For a test or an issue contact the Pit Lane manager – Ghislain VERRIEST



CONTROL START, FINISH & RED LINE




PIT LANE



PIT ENTRY




PIT ENTRY



SC line 1

PIT ENTRY SPEED LIMIT LINE



PIT LANE



START OF ALL SESSIONS 45°

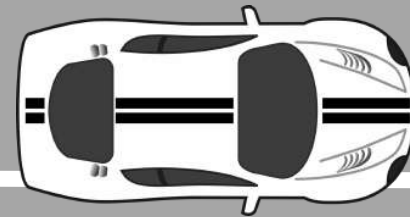



FAST LANE

WORKING LANE

GARAGES

PIT STOP AND RACES



ART 20.6 MIN PIT STOP TIME PRO-AM & AM



61 seconds Minus 1 sec / ONCE
TBC by a stewards' bulletin

Min Drive through time: 26 seconds

PIT EXIT SPEED LIMIT LINE



PIT EXIT WHITE LINE

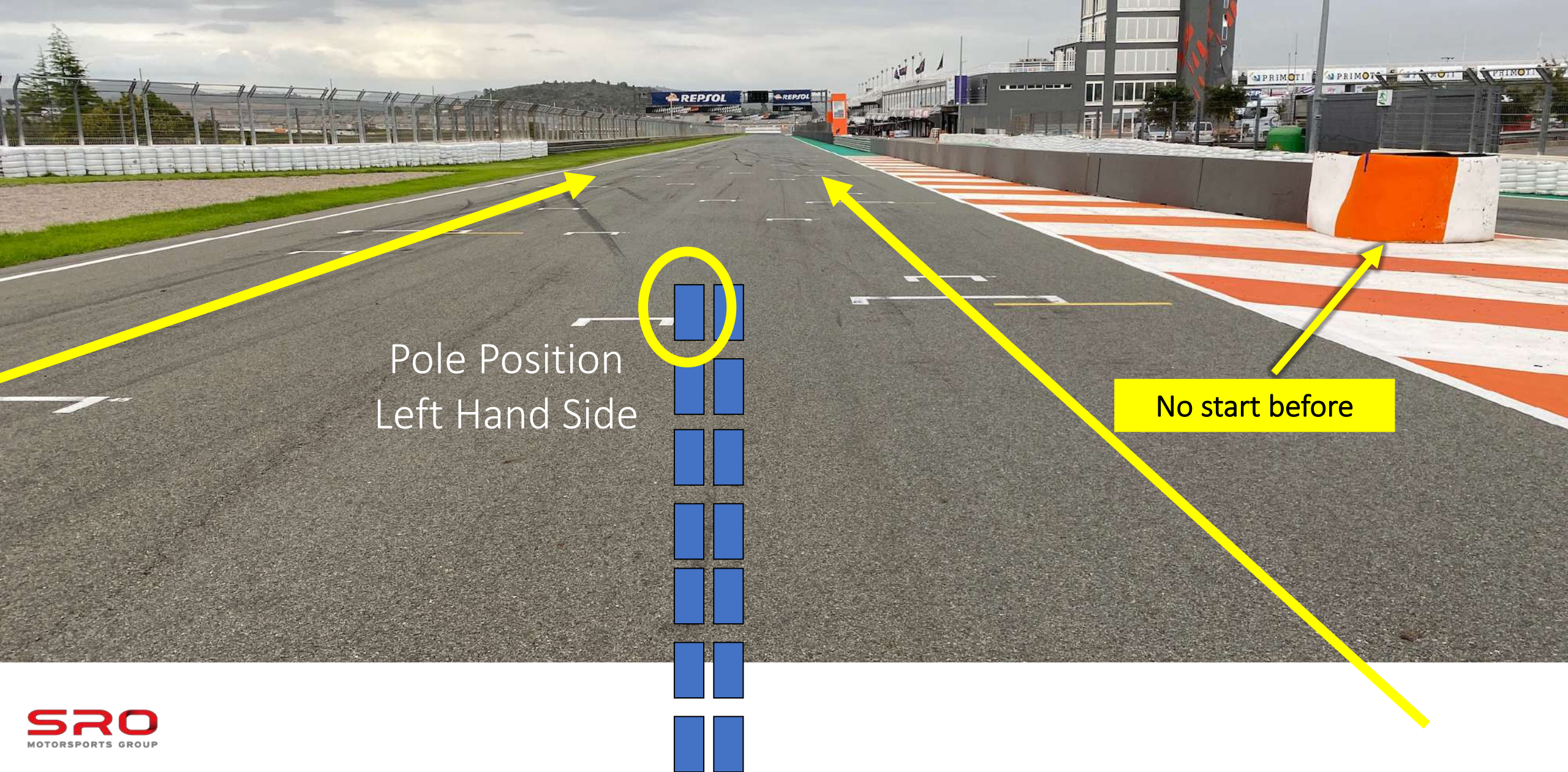


PIT EXIT WHITE LINE

KEEP RIGHT




ROLLING START



Pole Position
Left Hand Side

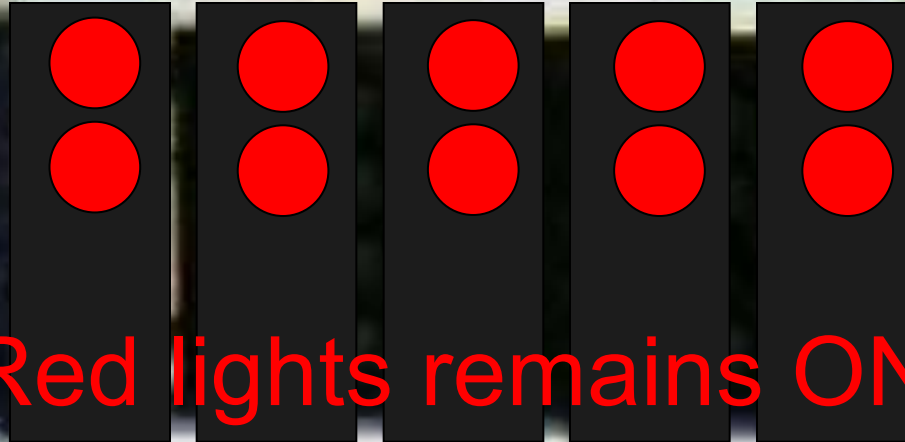
No start before

START



START

New Formation Lap



Red lights remains ON

Yellow flag @ all MP

Pole man - tempo


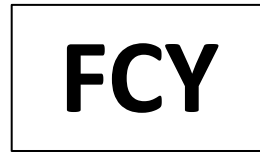
IN CAR MARSHALLING SYSTEM



For the FCY and SC procedures the IN CAR MARSHALLING SYSTEM has priority on the flags

General info: Yellow flag/sector - Red - FCY (10 sec countdown) – SC – Green

Individual info: Warning flag, Blue Flag



Speed 80 Km/Hr – NO weaving (Zig Zag)


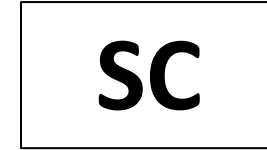
FCY followed by SC except during the three 1st laps where it will directly SC

SC gets the leader during the FCY

Countdown 20 seconds – marshalling system

- At 10 sec boards & lights – No overtaking
- At 0 sec yellow flags & all cars at 80 Km/Hr
- RESTART on short notice (if short FCY announced) 5, 4, 3, 2, 1 – GREEN
- Or SAFETY CAR PROCEDURE

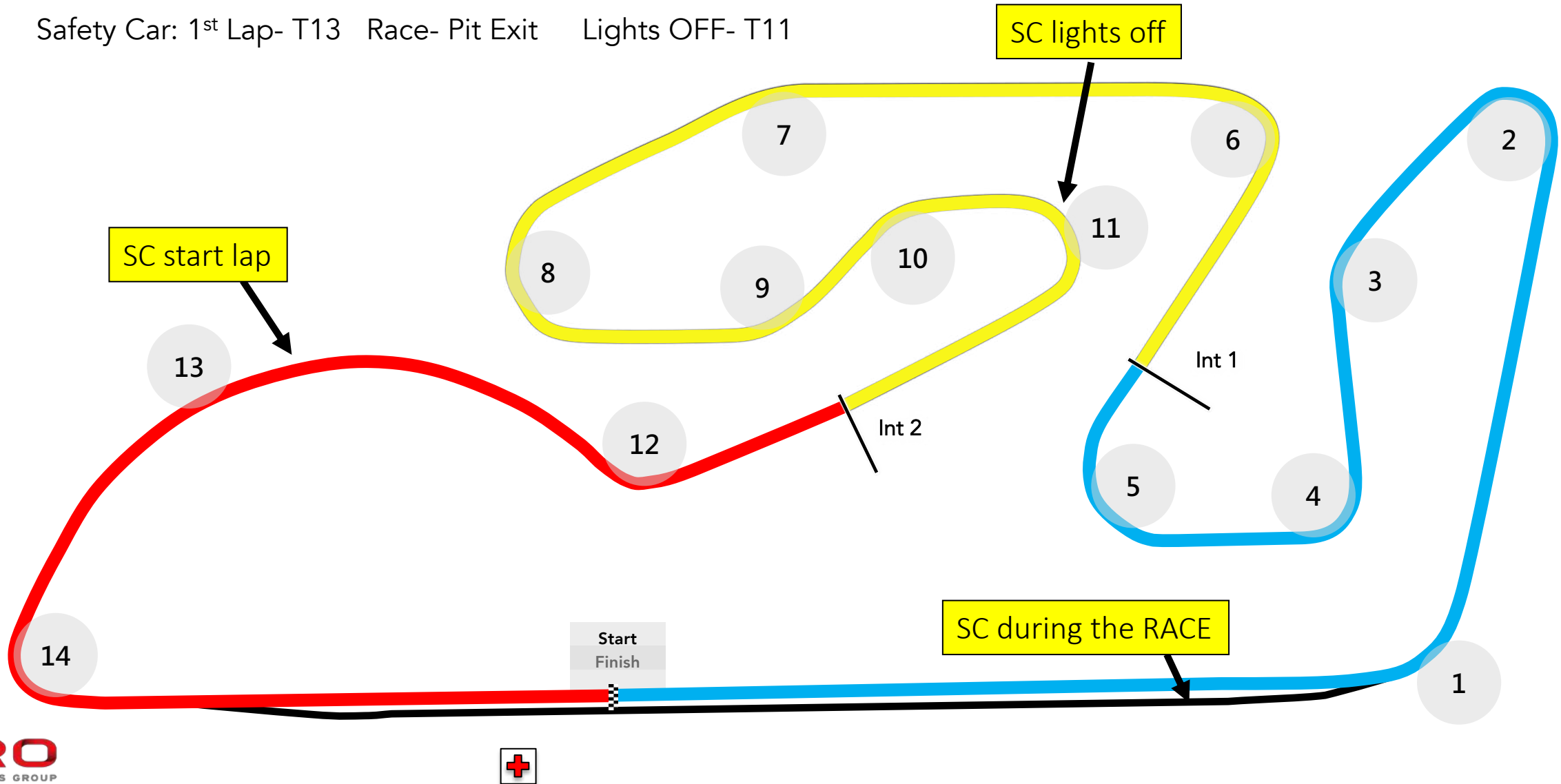
SAFETY CAR PROCEDURE



- the SC will turn on its lights, all marshal posts will swap the FCY boards to SC
- All cars, in single file, must increase their speed to catch up the group
- End of procedure:
 - “SC in this lap”
 - “SC lights off” – all signalling removed
 - “Green” –no overtaking prior to pass the line

SAFETY CAR

Safety Car: 1st Lap- T13 Race- Pit Exit Lights OFF- T11



PIT EXIT LIGHTS DURING SC

Pit exit light remain **GREEN**

When the SC will pass the LINE, the pit exit light will turn **RED**

When last car in the group behind SC passes pit exit, the light will turn **GREEN** again

RED FLAG PROCEDURE



Slow down - 80 KPH - NO overtaking – drive to your pit box

Qualifying: Clock Stop - Lap times performed after the red flag deleted

Race: Clock Stop - Abort lights on the line – Pit Exit closed - Line up at the line or follow SC

Parc-Fermé conditions (also in the pits) - officials ONLY on track

Drivers are allowed to get out of the cars - Restart behind SC

Pit lane: At the 3 Min Board cars works may resumed – move to pit exit

Green flag: in the pits before RF may join the queue of car behind SC
in the pits after RF start end of 1st lap

RED FLAG PROCEDURE DURING PIT WINDOW



Cars back to the pit boxes - Parc-Fermé conditions

Race restart order: End of last full lap before pit window, with 2nd driver behind the wheel.

On the instructions of RD:

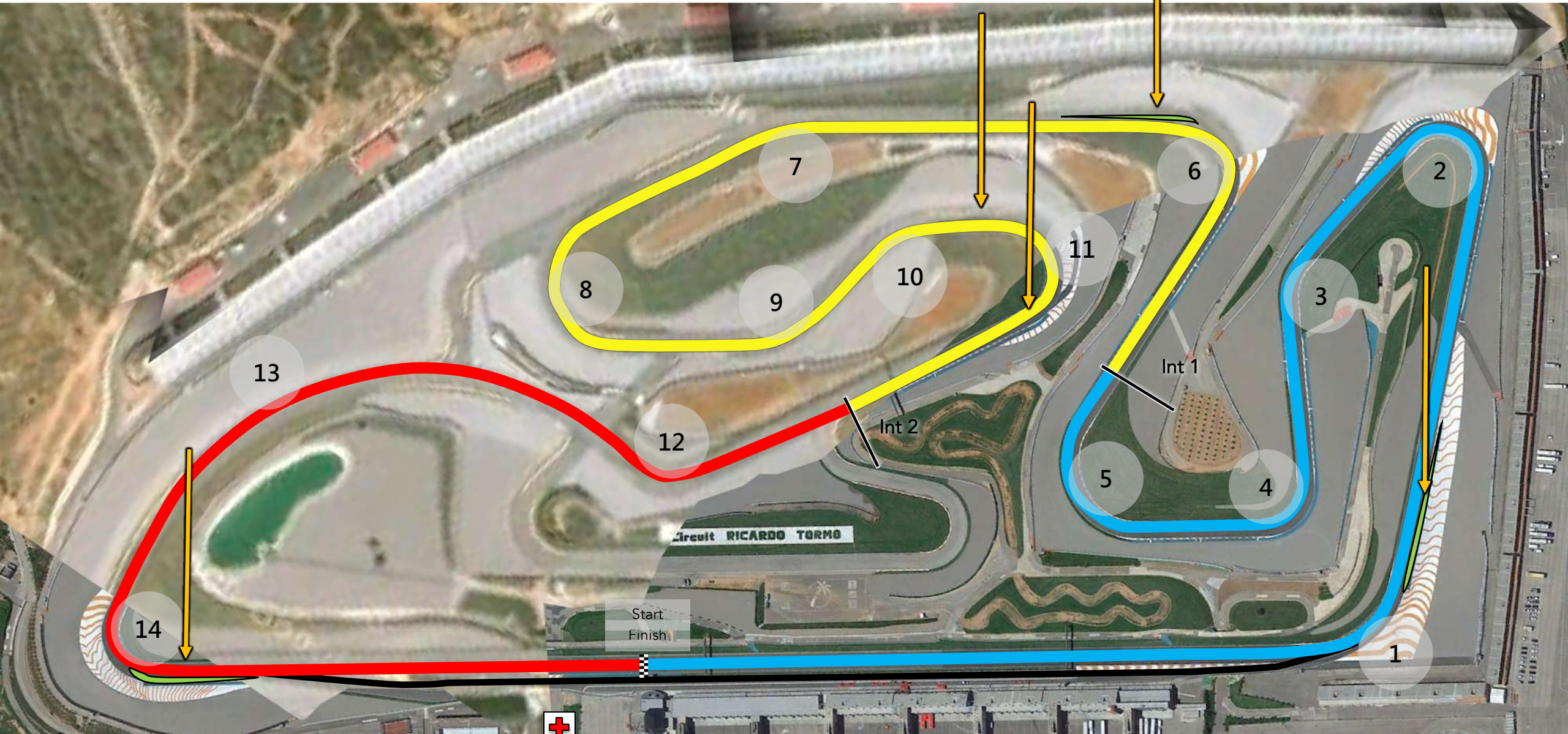
- cars which have not made their pit stop will be released from PF to change tyres & driver.
- Time warning of at least 5 minutes
- SC at the pit exit with its lights illuminated
- Marshals will call the cars according to the race restart order
- Once all cars are in position, restart behind SC in single file.

BLUE FLAG



- At ALL TIMES: displayed to a driver leaving the pits if traffic is approaching on the track.
- During PRACTICE: a faster car is close behind you and is about to overtake you.
- During the RACE: shown to a car about to be lapped, the driver concerned must allow the following car to pass at the earliest opportunity.

TRACK LIMITS TURN 1, 6, 10, 11 AND 14



TRACK LIMITS TURN 1

NO part of the car further than the green




TRACK LIMITS EXIT TURN 6 (ALSO 10 11???)

NO part of the car further than the green



TRACK LIMITS TURN 14

NO part of the car further than the green



3DTK



All cars connected

Please use the tool to provide a feedback

The track limit info also appears on the in car marshalling system

OPENINGS FOR CARS & DRIVERS



FANATEC



WORLD CHALLENGE
EUROPE

POWERED
BY **aws**

HAVE A GOOD WEEKEND AND GREAT RACES !

FANATEC

