

**FANATEC**



**WORLD CHALLENGE**  
**EUROPE**

POWERED  
BY **aws**

**TEAM MANAGERS' BRIEFING**

ZANDVOORT 2022

# RACE DIRECTOR RADIO

Race Control frequency : RACE CONTROL 10 – 468.375

TEST 10 to 15 minutes before each session

Answer "ok" + car # on the team messaging

For a test or an issue contact the Pit Lane manager – Ghislain



# Zandvoort (NETHERLAND)

Circuit length: 4259 m

Start line offset: 56 m

Pole Position: RIGHT

Int 1 at 1480,45 m

Int 2 at 2929,95 m

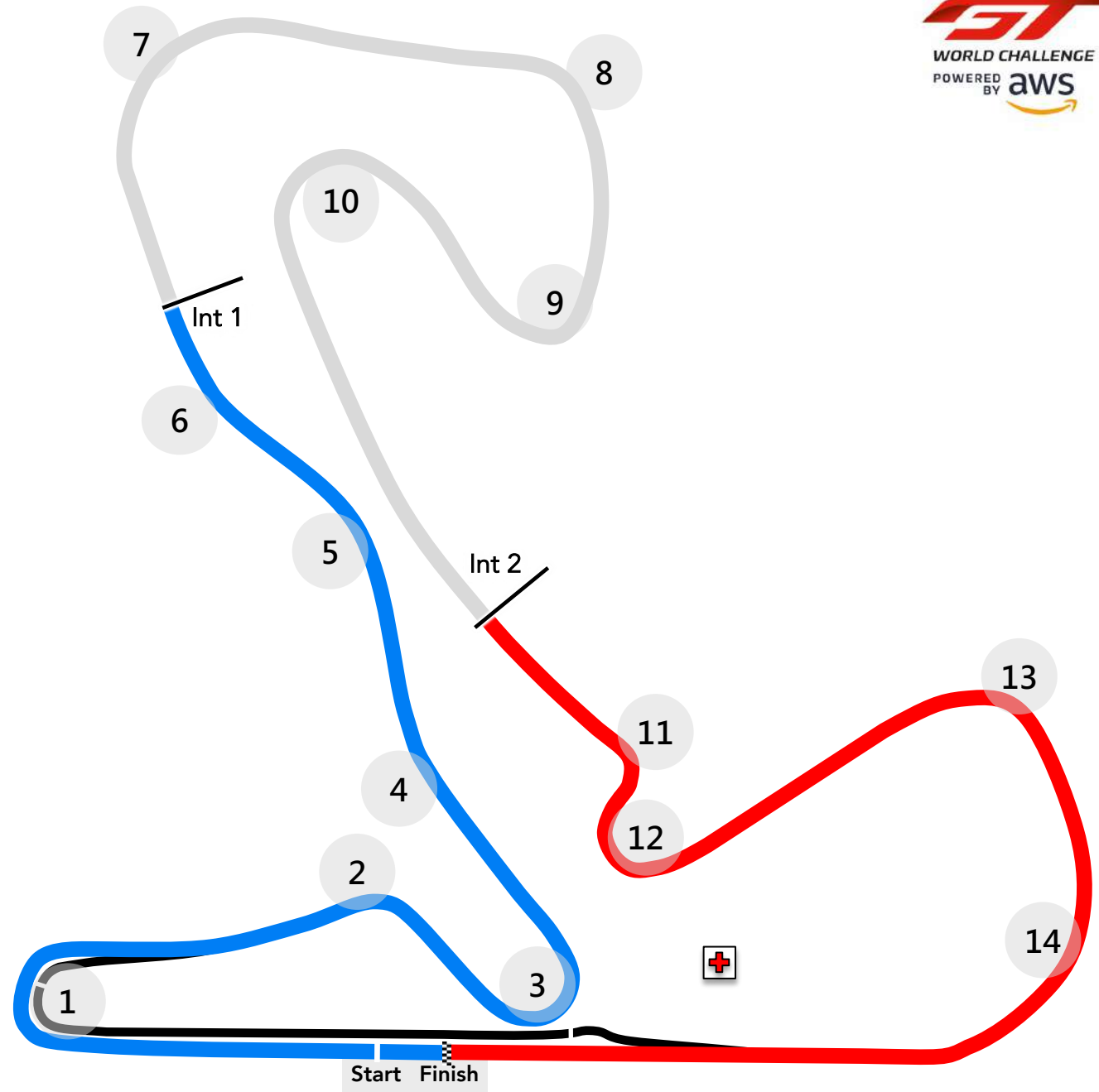
Start line up: T12 to T14

Safety Car: 1<sup>st</sup> lap- T13

Race- Pit EXIT


Lights Off- T11

Pit IN to Pit OUT: 385 m






# START LINE





# FINISH LINE






# SIGNALLING AREA



DRIVE  
THROUGH





# PIT ENTRY

DO NOT CROSS THE WHITE LINE  
TO ENTER THE PIT LANE




# PIT ENTRY






# PIT ENTRY SPEED LIMIT



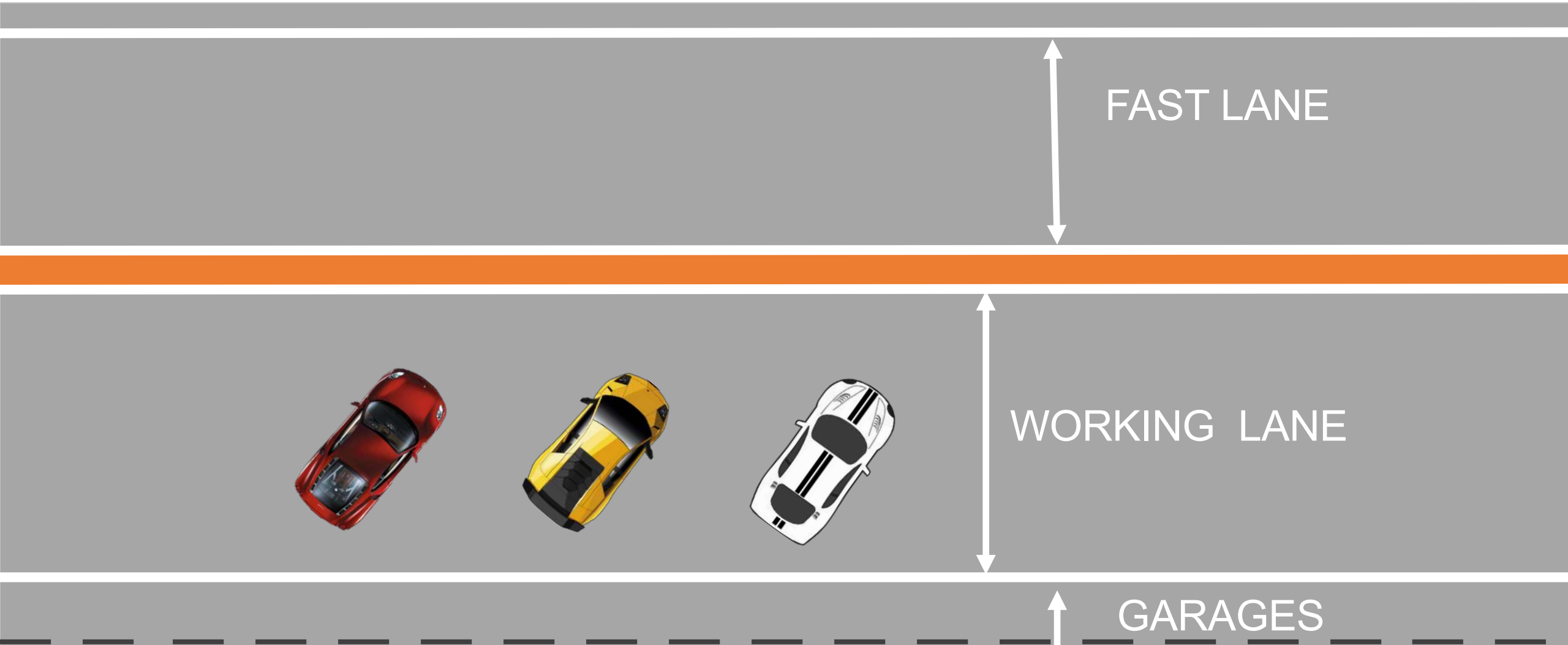


# PIT LANE



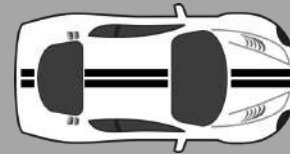


# START OF ALL SESSION 45°





# PIT STOP & RACES



# ART 20.6 MIN PIT STOP TIME - PRO-AM

62  
seconds

Pit lane 27'' Stop go + Jack 5'' + wheels change 30''

Respect the 50 Km/Hr. NO slowing or stopping

Minimum drive through time: 385 m = 27 Secs



# PIT EXIT STOP





# PIT EXIT





# PIT EXIT SPEED LIMIT





# PIT EXIT LINE






# ESCAPE ROAD TURN 1





# ESCAPE ROAD TURN 1





# ESCAPE ROAD IN TURN 8 TO IN TURN 9





# ESCAPE ROAD TURN 11 – TURN 12





# ESCAPE ROAD TURN 11 – TURN 12





# TIRE PACKS TURN 12





# ZANDVOORT (NETHERLAND)

Circuit length: 4259 m

Start line offset: 56 m

Pole Position: RIGHT

Int 1 at 1480,45 m

Int 2 at 2929,95 m

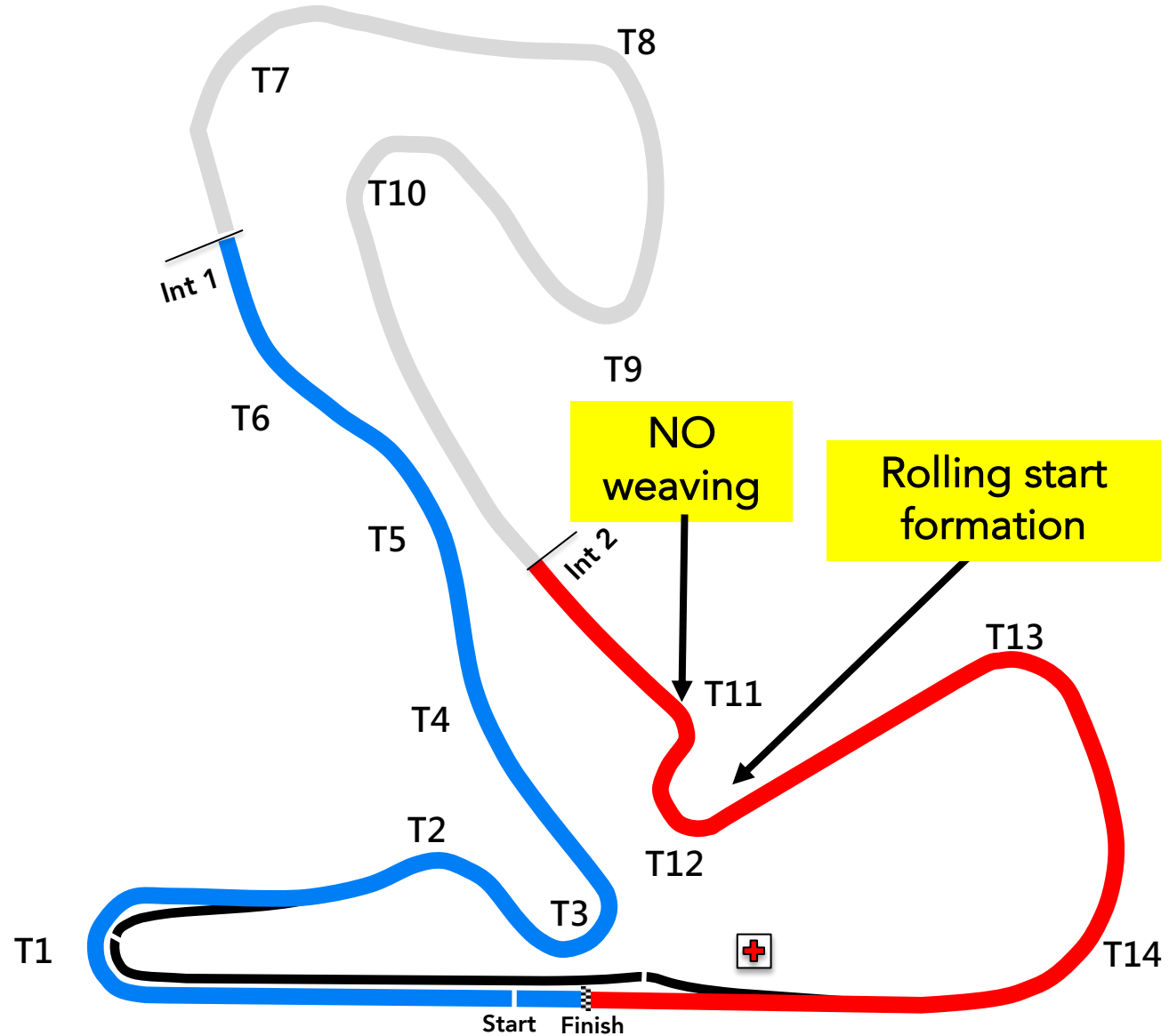
Start line up: T12 to T14

Safety Car: 1<sup>st</sup> lap- Before T13


Race- Pit EXIT

Lights Off- T11

Pit IN to Pit OUT: 385 m



# ROLLING START






# START




# START





# START




# START





# FULL COURSE YELLOW

FCY



*Speed 80 Km/Hr – NO weaving (Zig Zag)*

*FCY followed by SC except during the three 1<sup>st</sup> laps where it will directly SC*

*SC gets the leader during the FCY*


*Countdown 20 seconds – marshalling system*

- *At 10 sec boards & lights – No overtaking*
- *At 0 sec yellow flags & all cars at 80 Km/Hr*
- *RESTART on short notice 5, 4, 3, 2, 1 – GREEN*





OR

SC





# SAFETY CAR (SC)

- The SC will come on track during the FCY **without lights**.
- SC gets the leader. If necessary it will overtake cars.
- No weaving, to avoid contact while the SC is overtaking
- “SC procedure”  
- the SC will turn on its lights, all marshal posts will swap the FCY boards to SC
- All cars, in single file, must increase their speed to catch up the group
- End of procedure: “SC in this lap”
- “SC lights off” – all signalling removed
- “Green” –no overtaking prior to pass the line

# ZANDVOORT (NETHERLAND)

Circuit length: 4259 m

Start line offset: 56 m

Pole Position: RIGHT

Int 1 at 1480,45 m

Int 2 at 2929,95 m

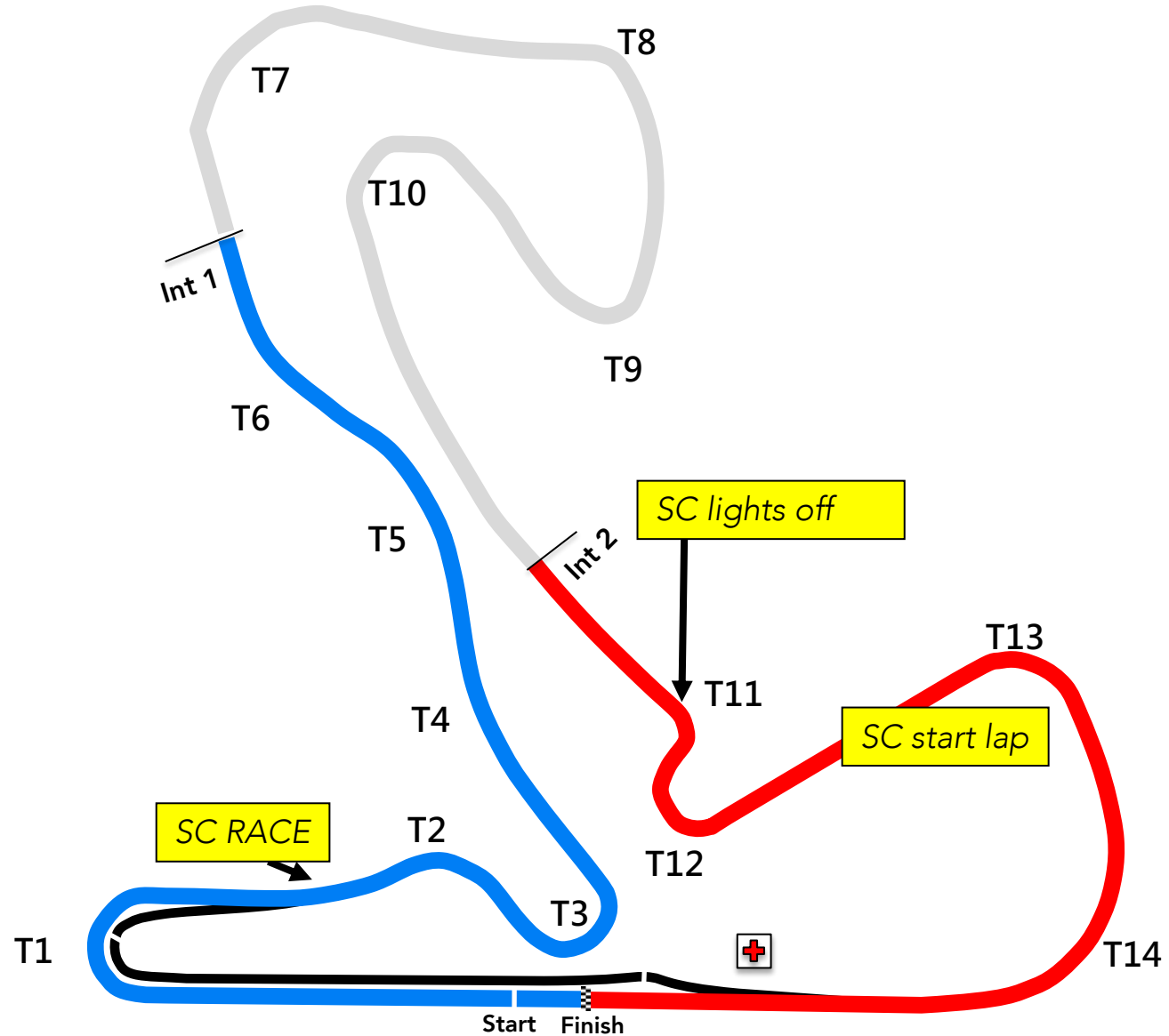
Start line up: T12 to T14

Safety Car: 1<sup>st</sup> lap- Before T13

Race- Pit EXIT

Lights Off- T11

Pit IN to Pit OUT: 385 m





## PIT EXIT LIGHTS DURING SC

Pit exit light remain **GREEN**

When the SC will pass the FINISH LINE, the pit exit light will turn **RED**

When last car in the group behind SC passes pit exit, the light will turn **GREEN** again

# IN CAR MARSHALLING SYSTEM



FCY in 20 Seconds



Countdown FCY in 10 - 9 - 8 - 7 - 6 - 5 - 4 - 3 - 2 - 1  
NO OVERTAKING



(Yellow Blinking) - FCY NOW - 80 Km / Hr



SAFETY CAR



End of procedure - ON during 10 seconds



# RED FLAG PROCEDURE



Slow down to 80 Km/Hr - NO overtaking – drive to pit lane

Free practices: Clock will NOT stop

Qualifying: **Clock will stop** - lap time cancelled

- Race:
- Clock will stop - line up red line ( start line) or follow the SC
  - Order as when the red flag was declared
  - - Parc-Fermé conditions - on the grid teams and officials ONLY
  - Restart behind SC

If you enter the pits after the red flag: restart one lap later

# RED FLAG PROCEDURE




During the pit window:

- Cars back to the pit - Parc-Fermé conditions
- pit stop permitted, when done or if already done before RF: parc-fermé
- Marshals will call the cars to line up in the order at the line of the last full lap before the opening of the pit window



# BLUE FLAG



- At ALL TIMES: displayed to a driver leaving the pits if traffic is approaching on the track.
- During PRACTICE: a faster car is close behind you and is about to overtake you.
- During the RACE: shown to a car about to be lapped, the driver concerned must allow the following car to pass at the earliest opportunity.

# EXIT TURN 3



ON THE BLACK PART IS OK



**FANATEC**



**WORLD CHALLENGE**  
**EUROPE**

POWERED  
BY **aws**

The AWS logo, featuring the word 'aws' in a white, lowercase, sans-serif font, with a yellow curved arrow underneath it pointing from the 'a' to the 's'.

**HAVE A GOOD WEEKEND AND A GREAT  
RACE!**