

FANATEC



WORLD CHALLENGE
EUROPE

POWERED
BY **aws**

TEAM MANAGERS' BRIEFING
MAGNY-COURS 2022

STEWARDS OFFICE



Offices: 1st floor – RHS lounge 1

During the FGTWC sessions: 2nd office to the right (Sporting Direction) close to Race Control

RACE DIRECTOR RADIO

Race Control frequency : Race Control 7 - 468.1875

TEST 10 to 15 minutes before each session

Answer "ok" + car # on the team messaging

For a test or an issue contact the Pit Lane manager – Ghislain VERRIEST



MAGNY-COURS (FRANCE)

Circuit length: 4411

Start line offset: 186

Pole position: LEFT

Int 1 at: 1610 m

Int 2 at: 3219 m

Start line up: T14 to T15

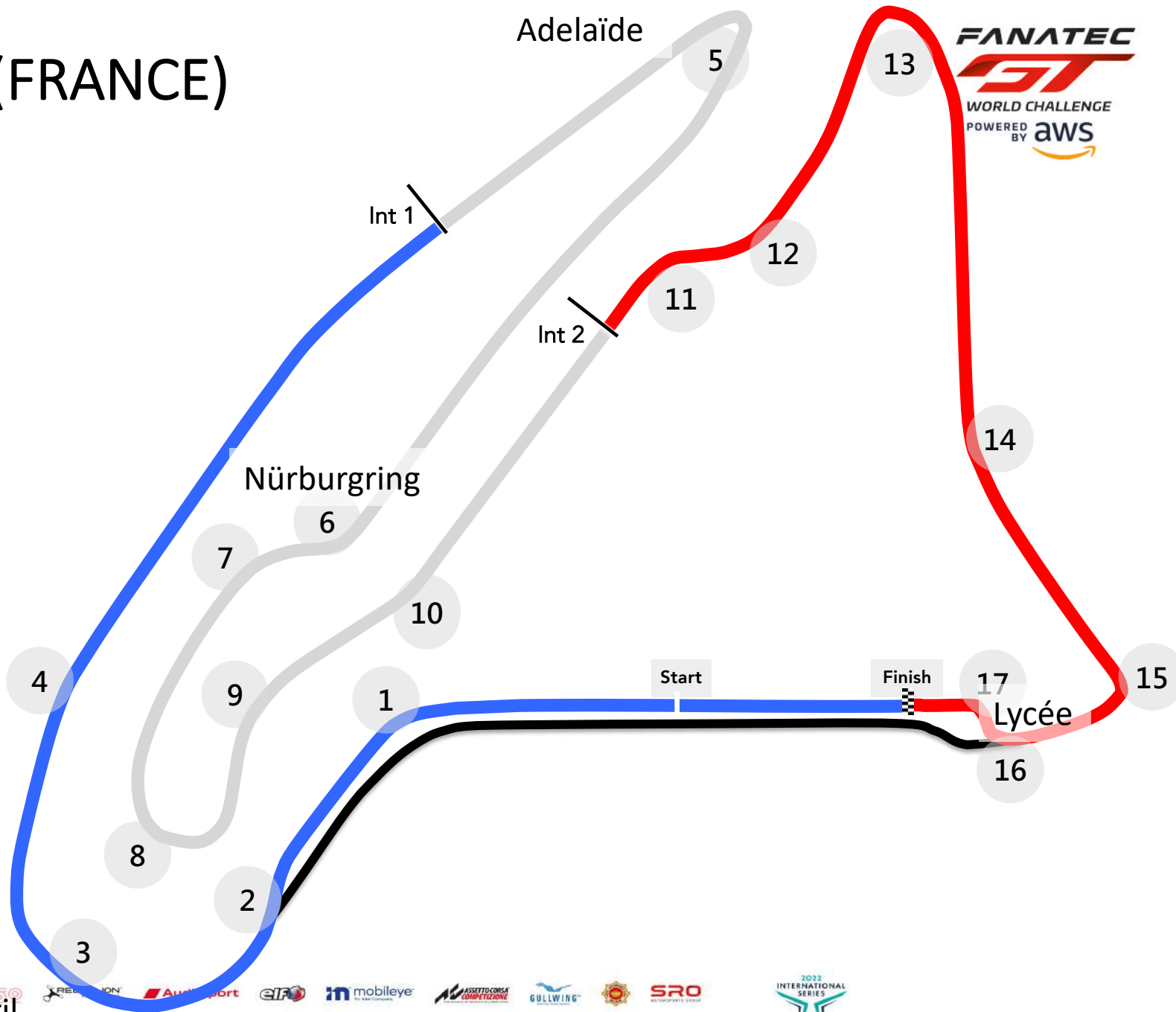
SC position:

1st Lap- T13


Race: T16

Lights OFF- T13


Pit IN to Pit OUT: 249,5 m



START LINE



CONTROL AND FINISH LINE

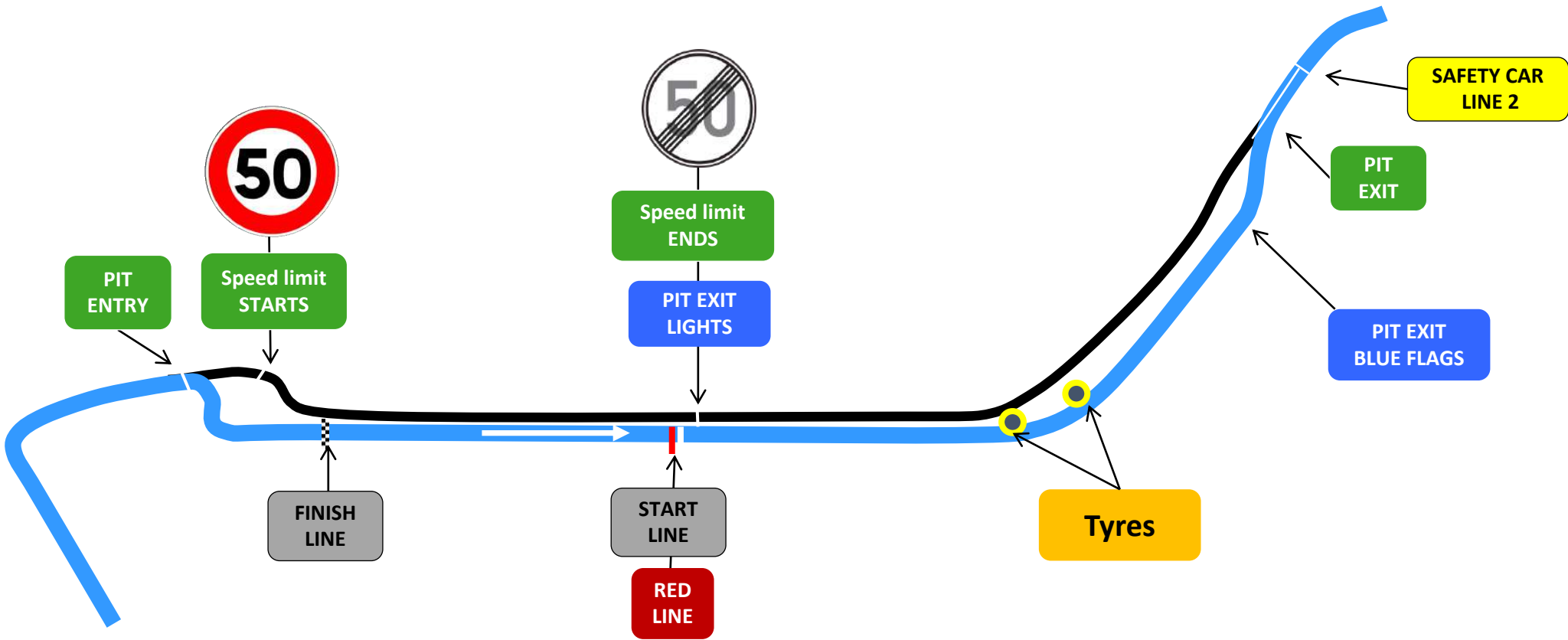


SIGNALLING



Repeated RHS

PIT LANE



STOP AND GO – TIME PENALTY is in front of your pit garage, controlled by the team


PIT ENTRY



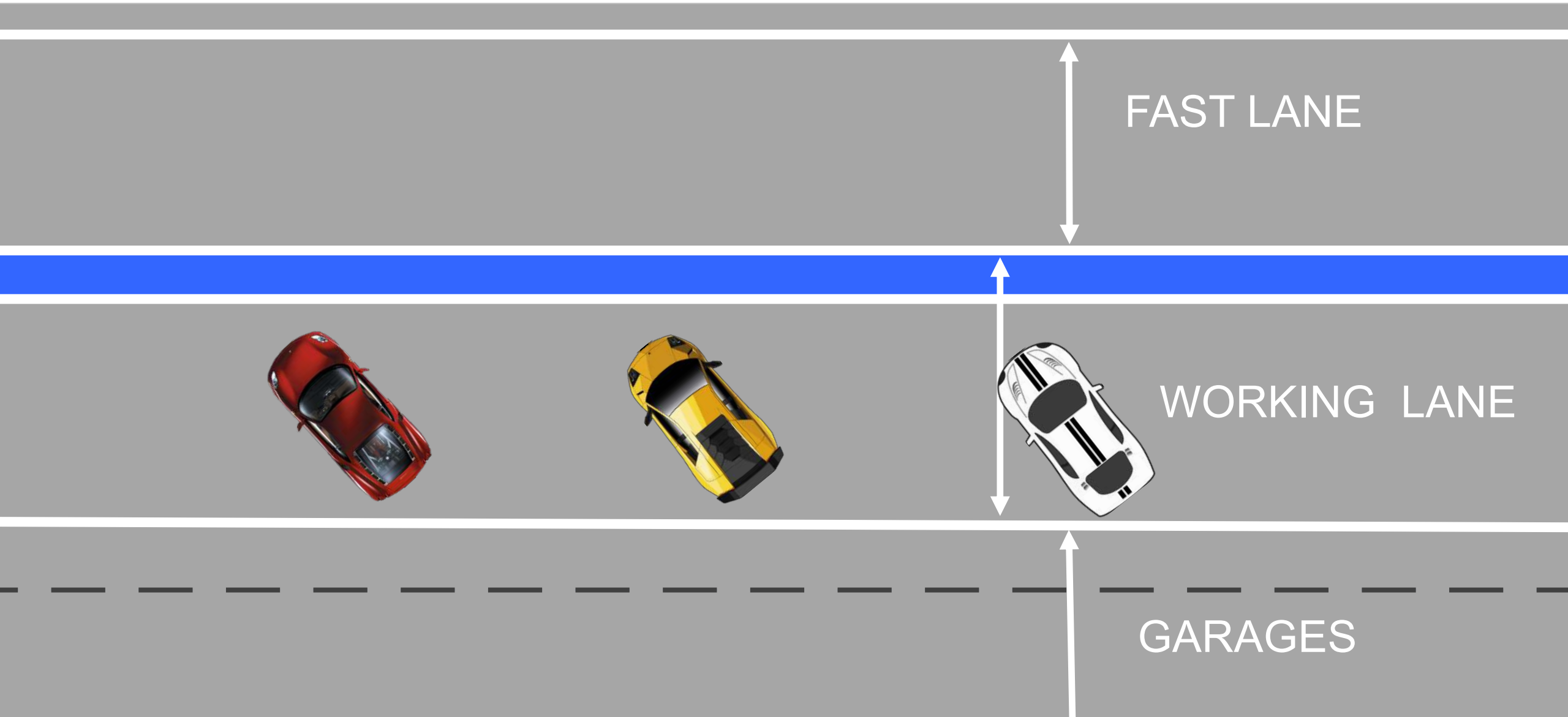
PIT ENTRY SPEED LIMIT



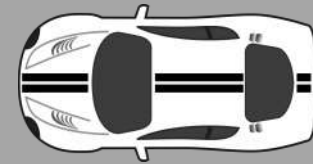

PIT LANE



START OF ALL SESSIONS 45°



PIT STOP & RACE



ART 20.6 MIN PIT STOP TIME PRO-AM & AM



52 seconds - 1 sec tolerance (TBC by bulletin from the stewards)

PIT EXIT SPEED LIMIT



PIT EXIT WHITE LINE

KEEP LEFT



PIT EXIT WHITE LINE

KEEP LEFT

ROLLING START

Magny-Cours (FR)

Circuit length: 4411 m

Start line offset: 186 m

Pole position: LEFT

Int 1 at: 1610 m

Int 2 at: 3219 m

Start line up: T14 to T15

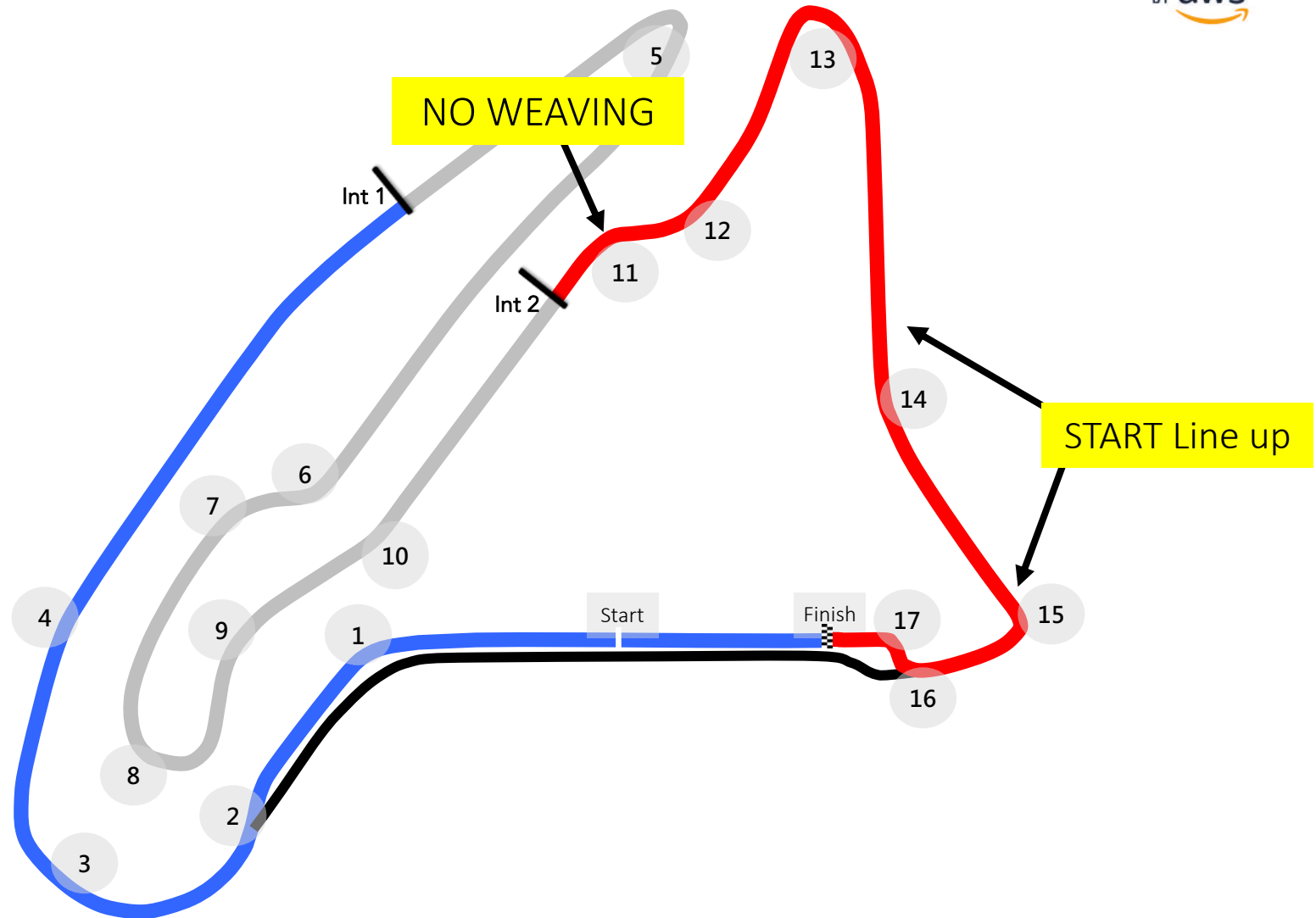
SC position:

1st Lap- T13

Race: T16

Lights OFF- T13

Pit IN to Pit OUT: 249,5 m




START



NO START BEFORE



START



START



START



*Red lights remain ON
Yellow flags at all MP
Pole man – speed*

IN CAR MARSHALLING SYSTEM



Countdown FCY in 10 - 9 - 8 - 7 - 6 - 5 - 4 - 3 - 2 - 1
NO OVERTAKING




(Yellow Blinking) - FCY NOW - 80 Km / Hr



SAFETY CAR



End of procedure - ON for seconds



Speed 80 Km/Hr – NO weaving (Zig Zag)

(Yellow Blinking)


FCY followed by SC except during the three 1st laps where it will directly SC

SC gets the leader during the FCY

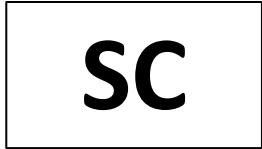

Countdown 20 seconds – marshalling system

- *At 10 sec boards & lights – No overtaking*
- *At 0 sec yellow flags & all cars at 80 Km/Hr*
- *RESTART on short notice 5, 4, 3, 2, 1 – GREEN*

OR



SAFETY CAR (SC)

- The SC will come on track during the FCY **without** lights.
- SC gets the leader. If necessary it will overtake cars.
- No weaving, to avoid contact while the SC is overtaking
- “SC procedure”  
- the SC will turn on its lights, all marshal posts will swap the FCY boards to SC
- All cars, in single file, must increase their speed to catch up the group
- End of procedure: “SC in this lap”
- “SC lights off” – all signalling removed
- “Green” –no overtaking prior to pass the line

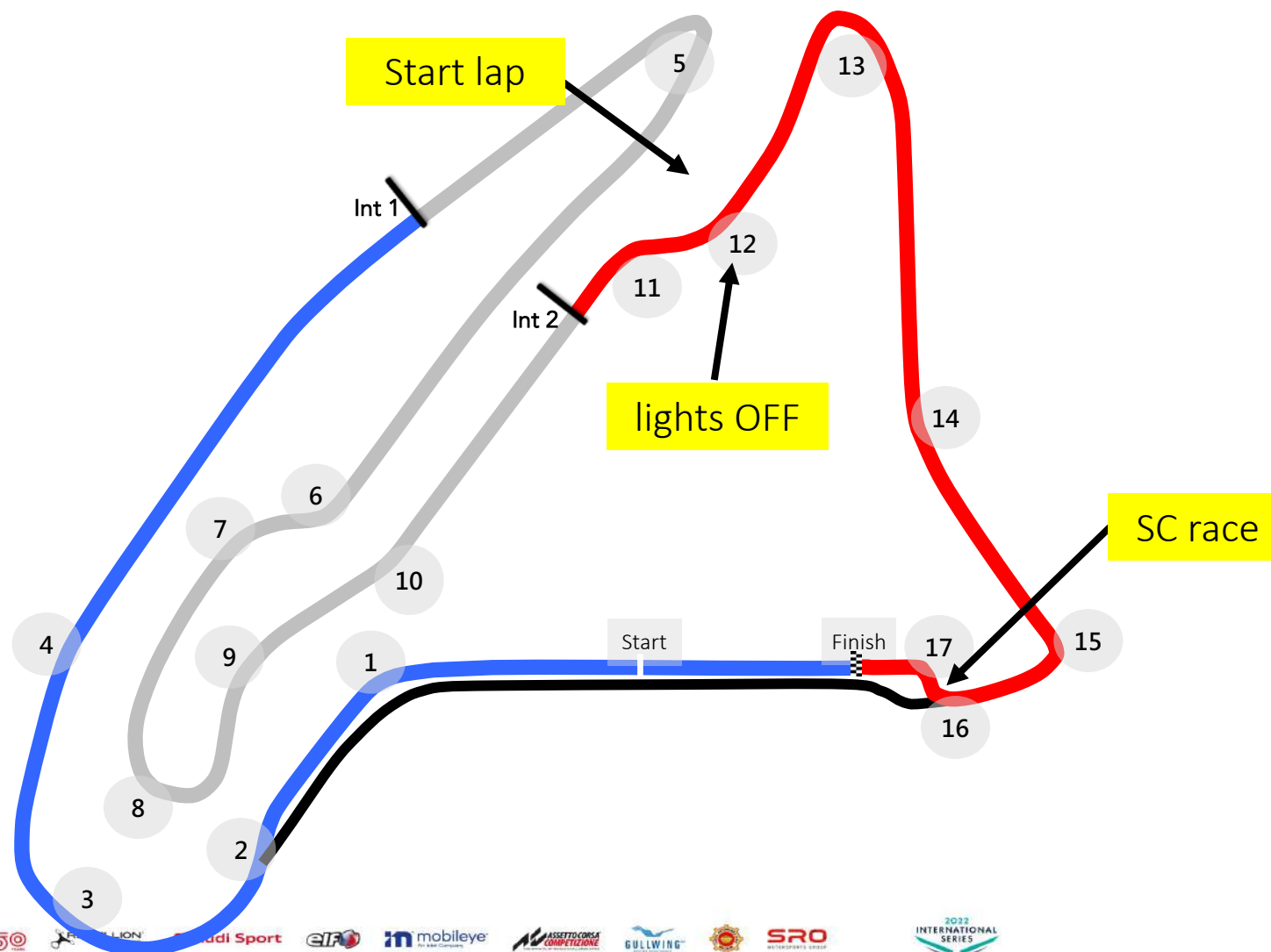
SAFETY CAR

SC position:

1st Lap- T13

Race: T16

Lights OFF- T13



PIT EXIT LIGHTS DURING SC

Pit exit light remain **GREEN**

When the SC will pass the FINISH LINE, the pit exit light will turn **RED**

When last car in the group behind SC passes pit exit, the light will turn **GREEN** again

RED FLAG PROCEDURE



Pit Exit closed

Slow down to 80 Km/Hr - NO overtaking

Free practices: Clock will NOT stop drive to pit lane

Qualifying: Clock WILL stop - lap time cancelled – drive to pit lane

Race:

- Clock WILL stop - line up red line (start line) or follow the SC
- Order as when the red flag was declared
- Parc-Fermé conditions - on the grid teams and officials ONLY
- Restart behind SC

If you enter the pits after the red flag: restart one lap later

RED FLAG PROCEDURE



During the pit window:

- Cars back to the pit - Parc-Fermé conditions
- Pit stop permitted, when done or if already done before RF: parc-fermé
- Marshals will call the cars to line up in the order at the line of the last full lap before the opening of the pit window
- Any penalties due to be taken in the pit stop will be added at the end of the race

BLUE FLAG



- At ALL TIMES: displayed to a driver leaving the pits if traffic is approaching on the track.
- During PRACTICE: a faster car is close behind you and is about to overtake you.
- During the RACE: shown to a car about to be lapped, the driver concerned must allow the following car to pass at the earliest opportunity.

TRACK LIMITS TURN 1



Tyre pack at the APEX of turn 1

TRACK LIMITS TURN 3

1 - Turn 3 - 2018-09-09 14:10:45



Bandes Vertes - Estoril - Turn 3 - 2018-09-09 14:10:44



TRACK LIMITS TURN 6

Bandes Vertes - Nurburgring - Turn 6 - 2018-09-09 14:23:33



Bandes Vertes - Nurburgring - Turn 6 - 2018-09-09 14:23:32



TRACK LIMITS TURN 12

Turn 12 - 2018-09-09 14:08:13



Bandes Vertes - Imola - Turn 12 - 2018-09-09 14:08:13



OPENINGS FOR CARS & DRIVERS



SAFETY LIGHTS AND NIGHT SIGNALLING



ON ALL THE GANTRIES ELECTRONIC BOARDS



FANATEC



WORLD CHALLENGE
EUROPE



**HAVE A GOOD WEEKEND AND A GREAT
RACE!**