

FANATEC



WORLD CHALLENGE
EUROPE

POWERED BY **aws**

INFOS TEST

2022



FANATEC



GENERAL INFORMATION



- New equipment on Sporting Side (Track limit – 1 permanent official)
- No cars in the pit lane during Q & R of other Series (Pit Lane Manager)
- Incidents involving different categories, the more PRO Cat will be deemed to be at fault unless evidence clearly shows the contrary.
- Wheels (warm tyres) to the grid - before pit lane closes
- Pit gantry cameras mandatory recording during pit stops – collected if required except end of the race all to the race director office
- Cameras - Time Set correctly
- Nobody in front of the car or standing behind the panels - use lollipops
- Flashing head lights Max 3 times between two corners



ARMBANDS



1X CAR CONTROLLER



3X MECHANICS (TYRES-REFUELLING)



3X OTHERS IN WORKING LANE



1X VENT MAN (Not for all cars)



INDUSTRY

NOTICE BOARD



IMOLA ITALY

🕒 1 - 3 April 2022

Share



Race Tickets

Accommodation

Event Timetable

Noticeboard

Race Results

- <https://www.gt-world-challenge-europe.com>
- Clic on Calendar and select the current event

MAILING LIST FOR DISTRIBUTION



All official documents are available by Mail too

Change of address or new addresses please contact the secretary in charge of communications, Murielle at sporting@sro-motorsports.com



TEAM MESSAGING APP

<https://gtwce.minsh.com>

Guidelines –Web general info



Summons

Requests

Decisions

Urgent documents



Only “everybody” messages during the sessions.

Do not forget to record your car number on your login

RACE DIRECTOR RADIO



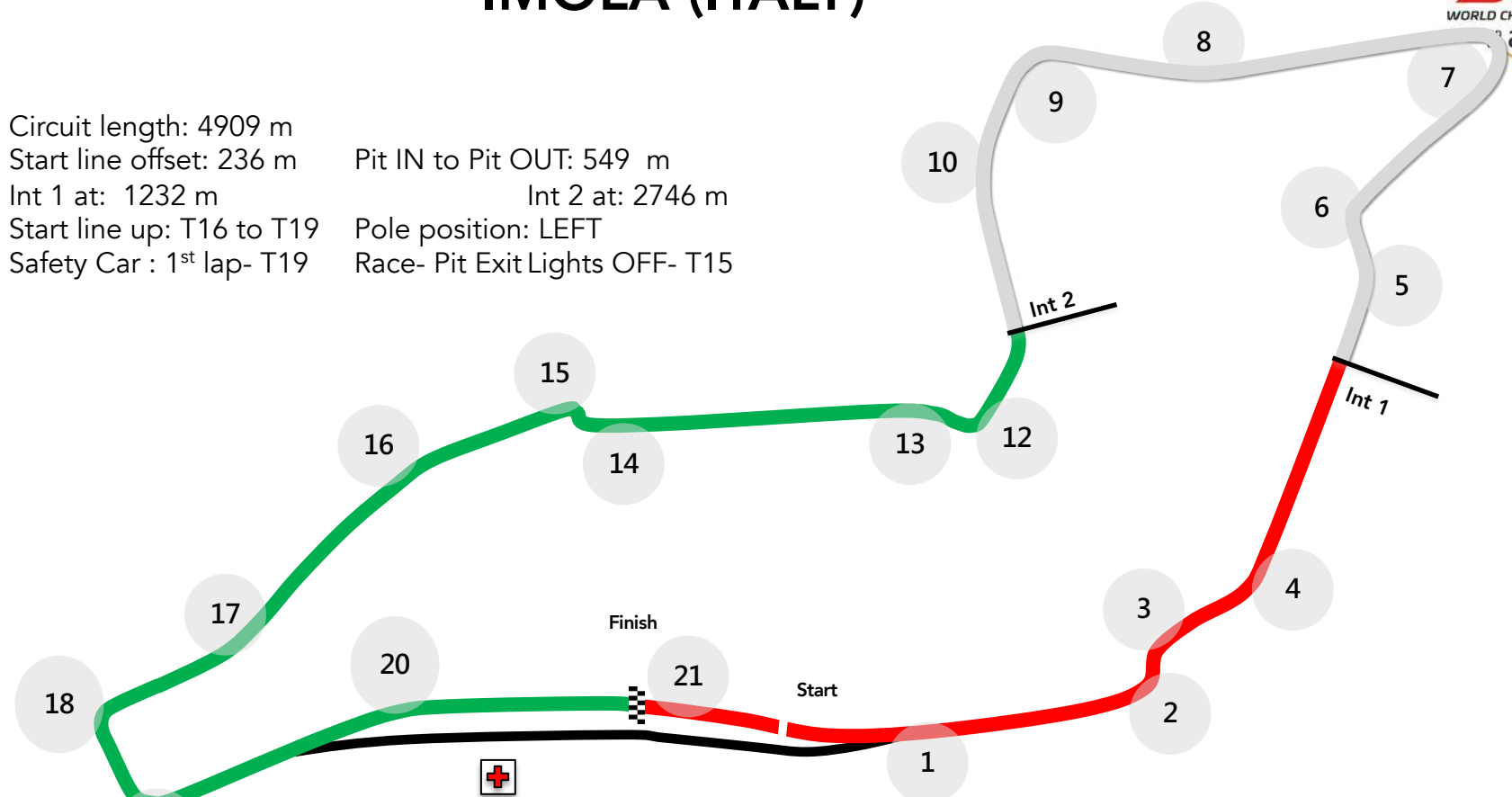
- Race Control frequency : RACE CONTROL 7 – 468.1875
- TEST 10 to 15 minutes before each session
- Answer "ok" + car # on the team messaging
- For a test or an issue contact the Pit Lane manager – Ghislain VERRIEST

IMOLA (ITALY)




Circuit length: 4909 m
Start line offset: 236 m
Int 1 at: 1232 m
Start line up: T16 to T19
Safety Car : 1st lap- T19

Pit IN to Pit OUT: 549 m
Int 2 at: 2746 m
Pole position: LEFT
Race- Pit Exit Lights OFF- T15




CONTROL AND FINISH LINE



SIGNALLING



DRIVE THROUGH



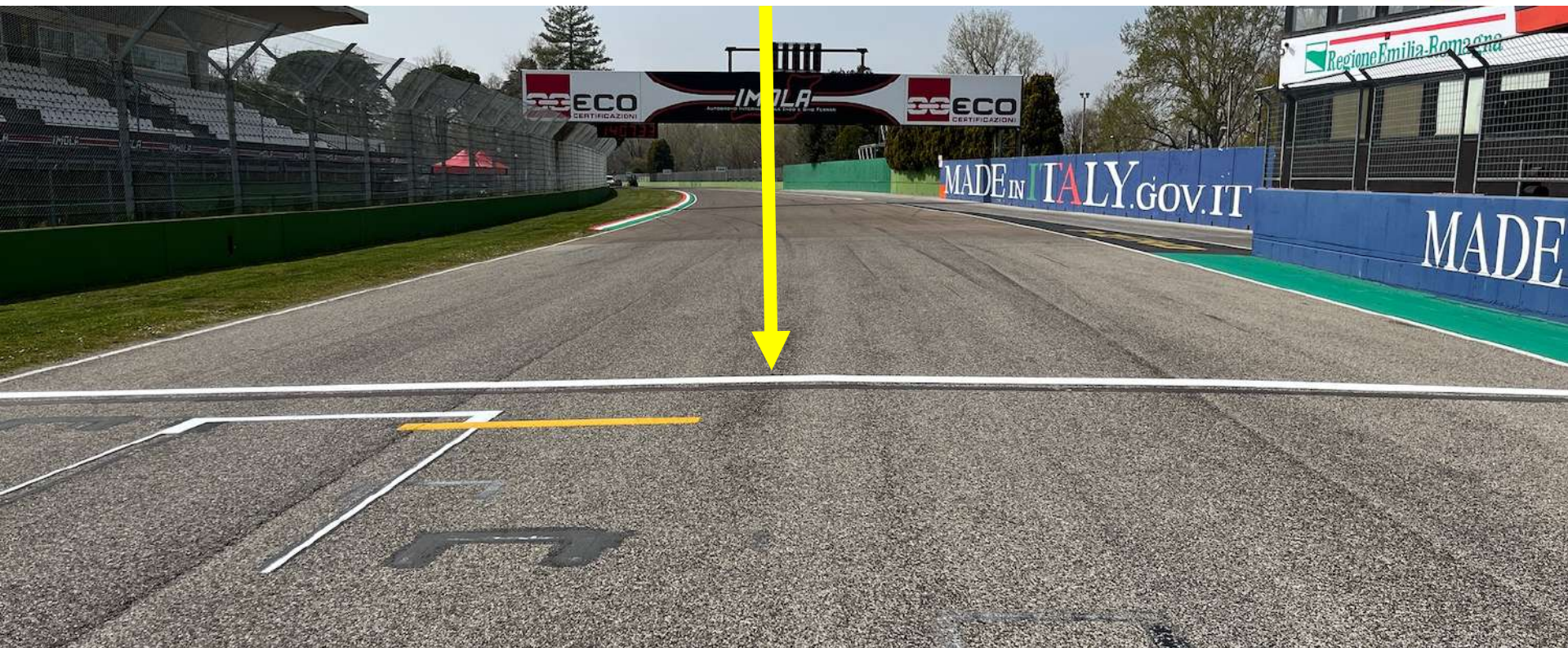
ELECTRONIC BOARD ON THE LINE



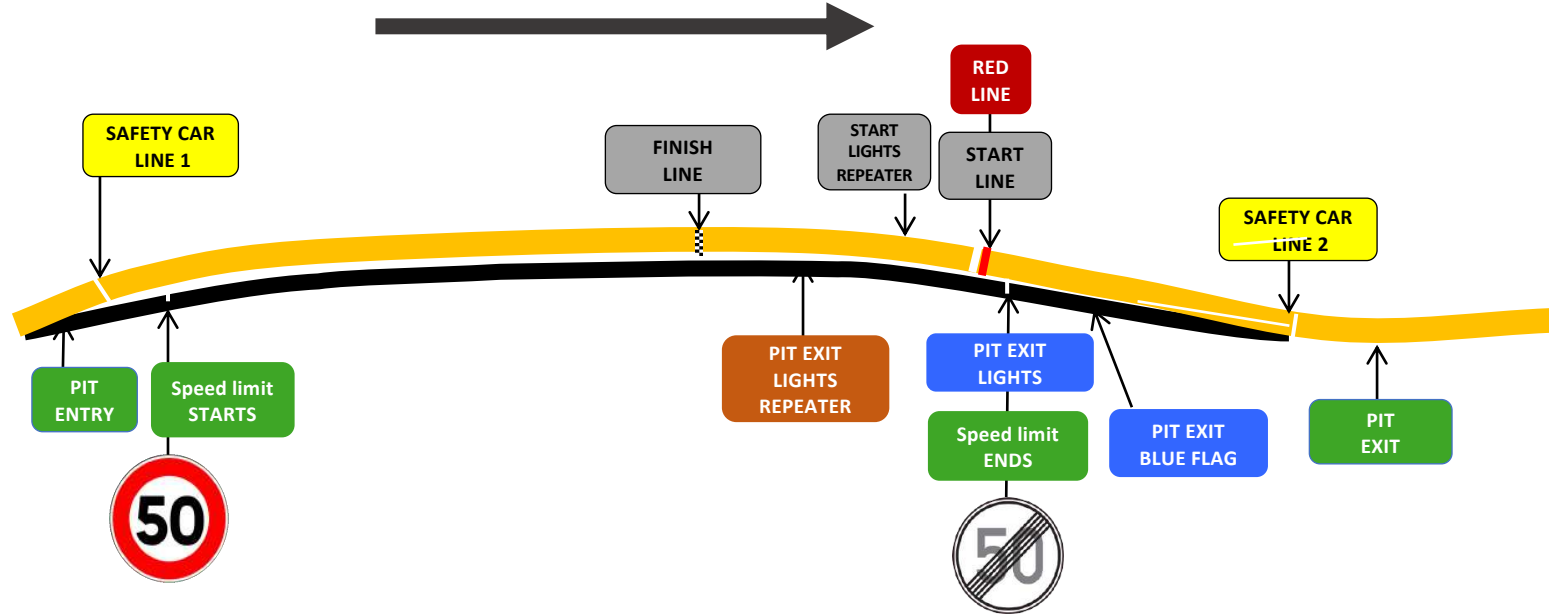
ELECTRONIC BOARD ON THE LINE



START LINE



PIT LANE

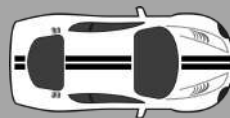


STOP AND GO – TIME PENALTY is in front of your pit garage, controlled by the team

START OF SESSION OR PARKING 45°



PIT STOP AND RACES



FAST LANE OPEN



- Max 5' before session.
- FAST LANE OPEN
- On the timing monitors and RD radio
- Cars allowed to Pit Exit
- Not for the race
- In case of Red flag Stop in front of your Pit – No cars in the fast lane



MINIMUM REFUELLING TIME



40 SECONDS TBC



PARC - FERME




After last Q session and the race - Inside the pit garages (no skates)


Except for podium cars and cars selected by scrutineering



PIT ENTRY



PIT ENTRY SPEED LIMIT LINE



PIT EXIT LIGHT REPEATER



PIT EXIT SPEED LIMIT LINE



BLUE FLAG AT PIT EXIT




BLUE FLAG AT PIT EXIT



PIT EXIT WHITE LINE



PIT EXIT WHITE LINE



START

Imola (ITALY)

Circuit length: 4909 m

Start line offset: 236 m

Int 1 at: 1232 m

Start line up: T16 to T19


Safety Car : 1st lap- T19

Pit IN to Pit OUT: 549 m

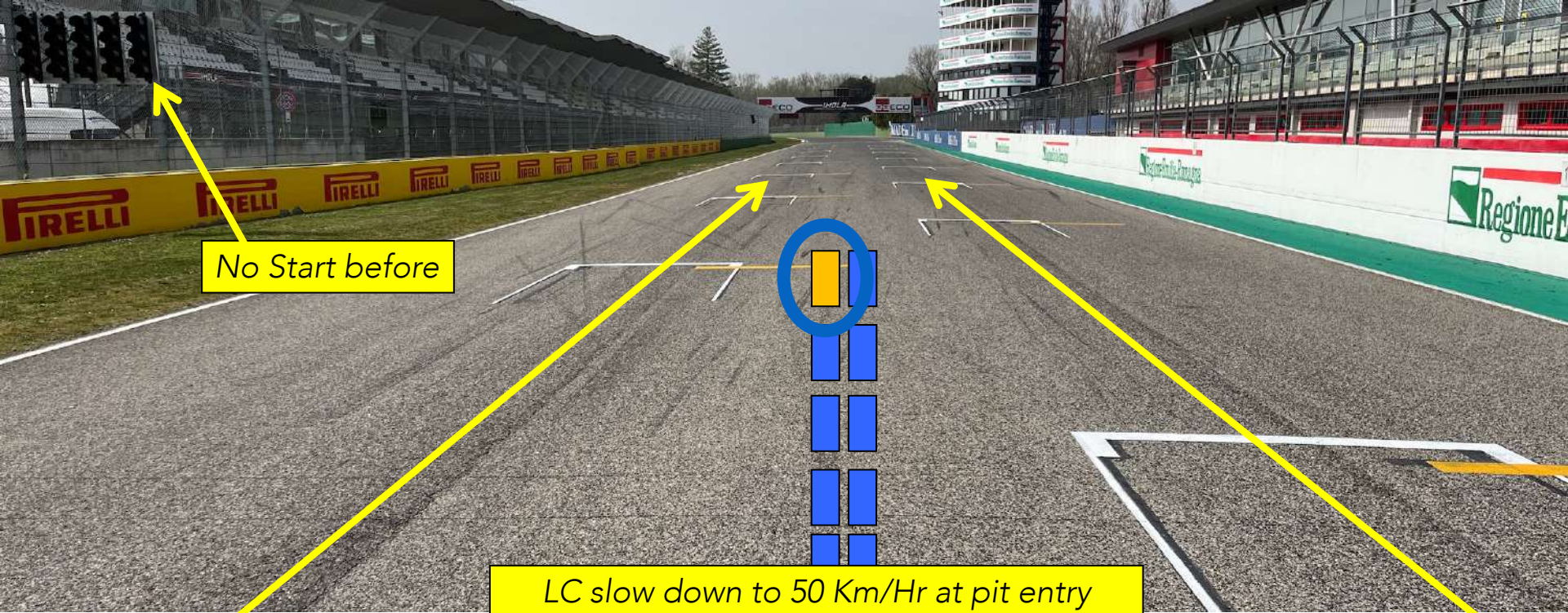
Int 2 at: 2746 m

Pole position: LEFT

Race- Pit Exit Lights OFF- T15



START



No Start before

LC slow down to 50 Km/Hr at pit entry
Leader increase his speed up to 110 Km/Hr

START LIGHTS



START



START





Red lights remains ON

Yellow flag @ all MP

Pole man - tempo

IN CAR MARSHALLING SYSTEM



System OK and stand by



System not OK please check Connection



RED Flag "BLINKING"



GREEN Flag - On during 10 Seconds



Yellow Flag in Sector x

IN CAR MARSHALLING SYSTEM



FCY in 20 Seconds



Countdown FCY in 10 - 9 - 8 - 7 - 6 - 5 - 4 - 3 - 2 - 1 on the screen - NO OVERTAKING



(Yellow Blinking) - FCY NOW - 80 Km / Hr



SAFETY CAR



*End of SC procedure - ON during 10 seconds
No passing before the line*



Speed 80 Km/Hr – NO weaving (Zig Zag)

FCY followed by SC except during the three 1st laps where it will directly SC

SC gets the leader during the FCY

Countdown 20 seconds – marshalling system


- *At 10 sec boards & lights – No overtaking*
- *At 0 sec yellow flags & all cars at 80 Km/Hr*
- *RESTART on short notice 5, 4, 3, 2, 1 – GREEN*



SAFETY CAR (SC)

- The SC will come on track during the FCY without lights.
- SC gets the leader. If necessary it will overtake cars.
- No weaving, to avoid contact while the SC is overtaking

“SC procedure”



- the SC will turn on its lights, all marshal posts will swap the FCY boards to SC
- All cars, in single file, must increase their speed to catch up the group
- End of procedure: “SC in this lap”

“SC lights off” – all signalling removed

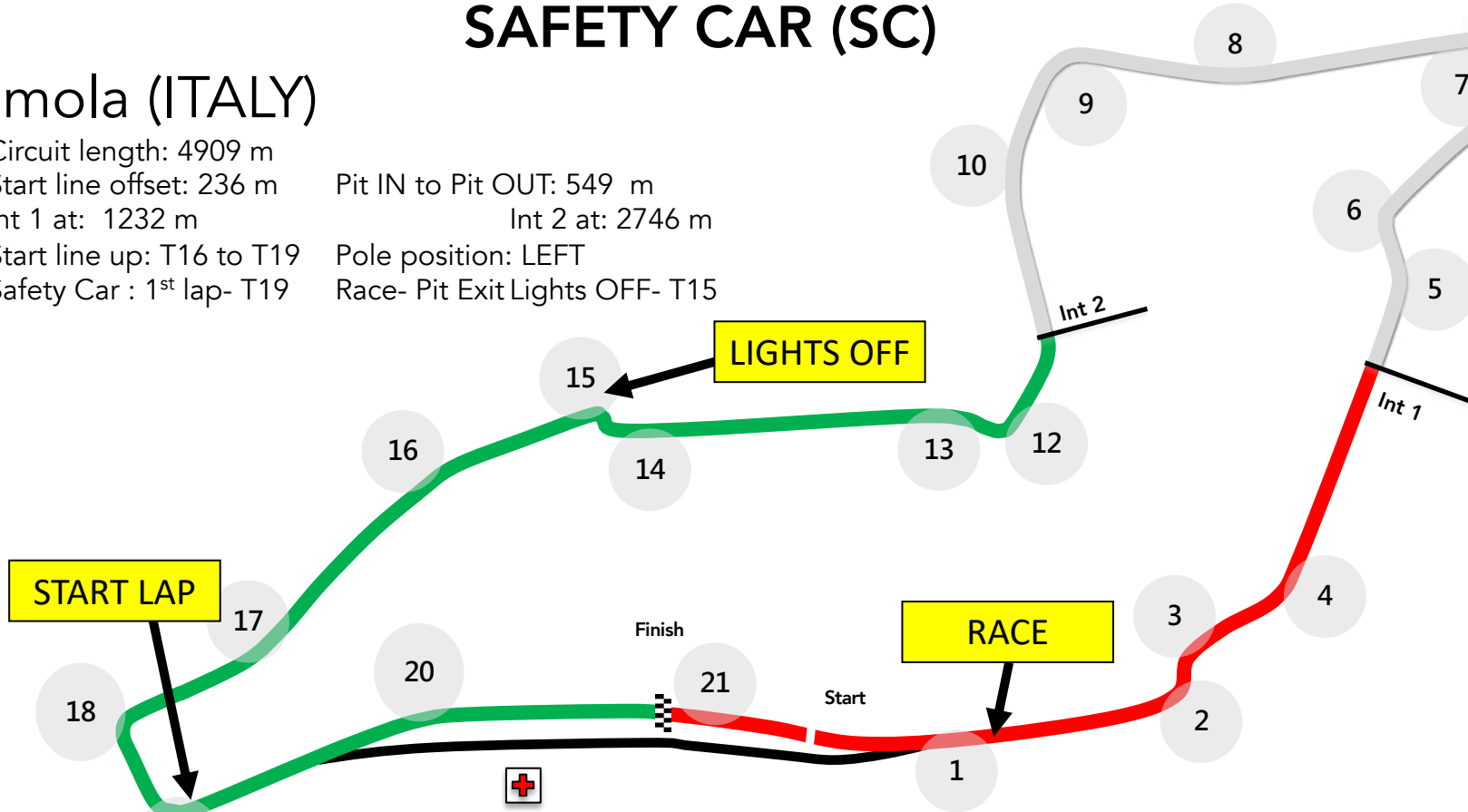
“Green” – no overtaking prior to pass the line

SAFETY CAR (SC)

Imola (ITALY)

Circuit length: 4909 m
 Start line offset: 236 m
 Int 1 at: 1232 m
 Start line up: T16 to T19
 Safety Car : 1st lap- T19

Pit IN to Pit OUT: 549 m
 Int 2 at: 2746 m
 Pole position: LEFT
 Race- Pit Exit Lights OFF- T15



PIT EXIT LIGHTS DURING SC

Pit exit light remain **GREEN**

When the SC will pass the FINISH LINE, the pit exit light will turn **RED**

When last car in the group behind SC passes pit exit, the light will turn **GREEN** again

RED FLAG PROCEDURE



Slow down to 80 Km/Hr - NO overtaking – drive to pit lane

Free practices: Clock will NOT stop

Qualifying: Clock stops - lap time cancelled

Race: - Clock will NOT stop - line up red line

- Order as when the red flag was declared
- Parc-Fermé conditions - on the grid teams and officials ONLY
- Restart behind SC

If you enter the pits after the red flag: restart one lap later

BLUE FLAG



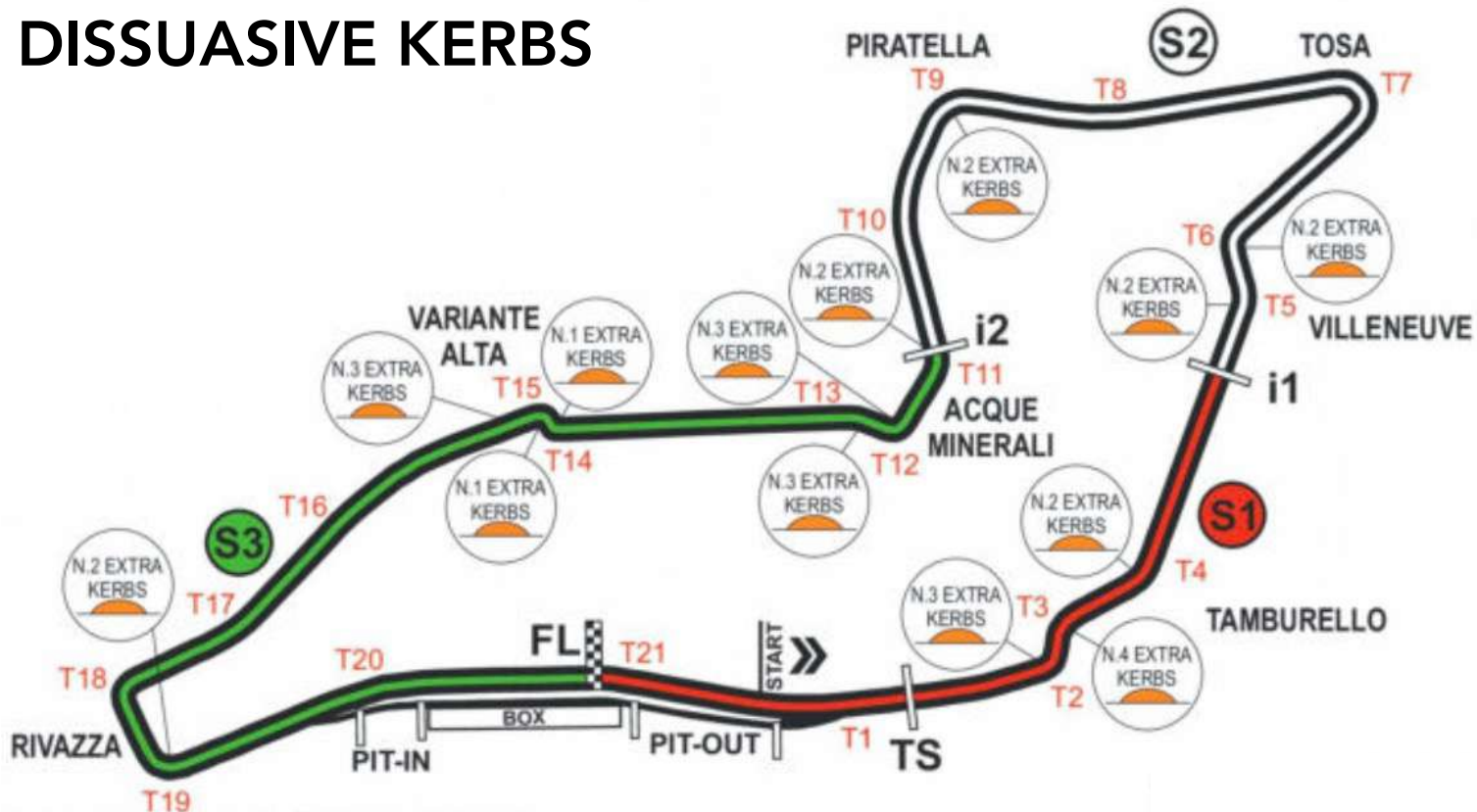
At ALL TIMES: displayed to a driver leaving the pits if traffic is approaching on the track.

During PRACTICE: a faster car is close behind you and is about to overtake you.

During the RACE: shown to a car about to be lapped, the driver concerned must allow the following car to pass at the earliest opportunity.



DISSUASIVE KERBS



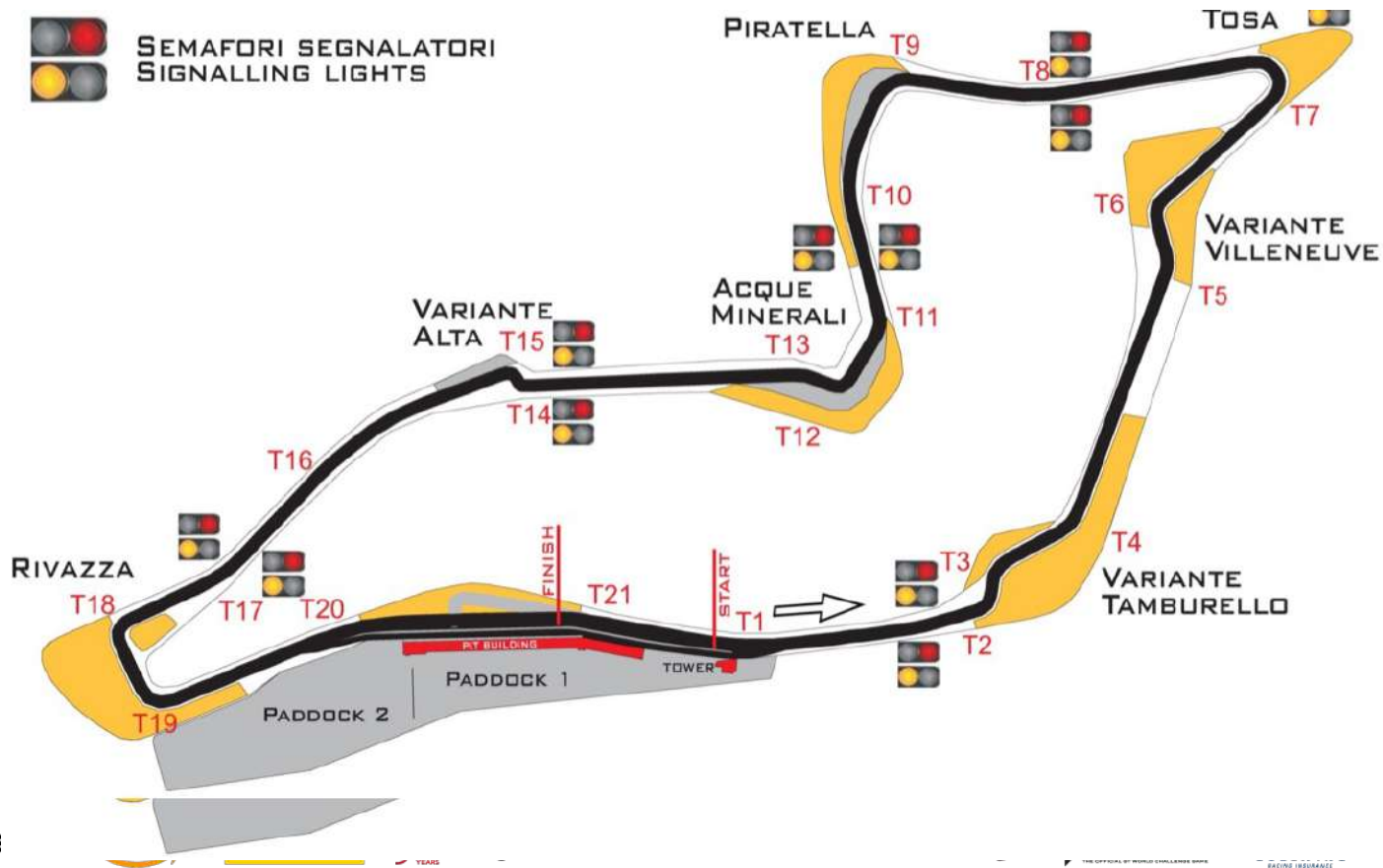




SAFETY LIGHTS – YELLOW & RED



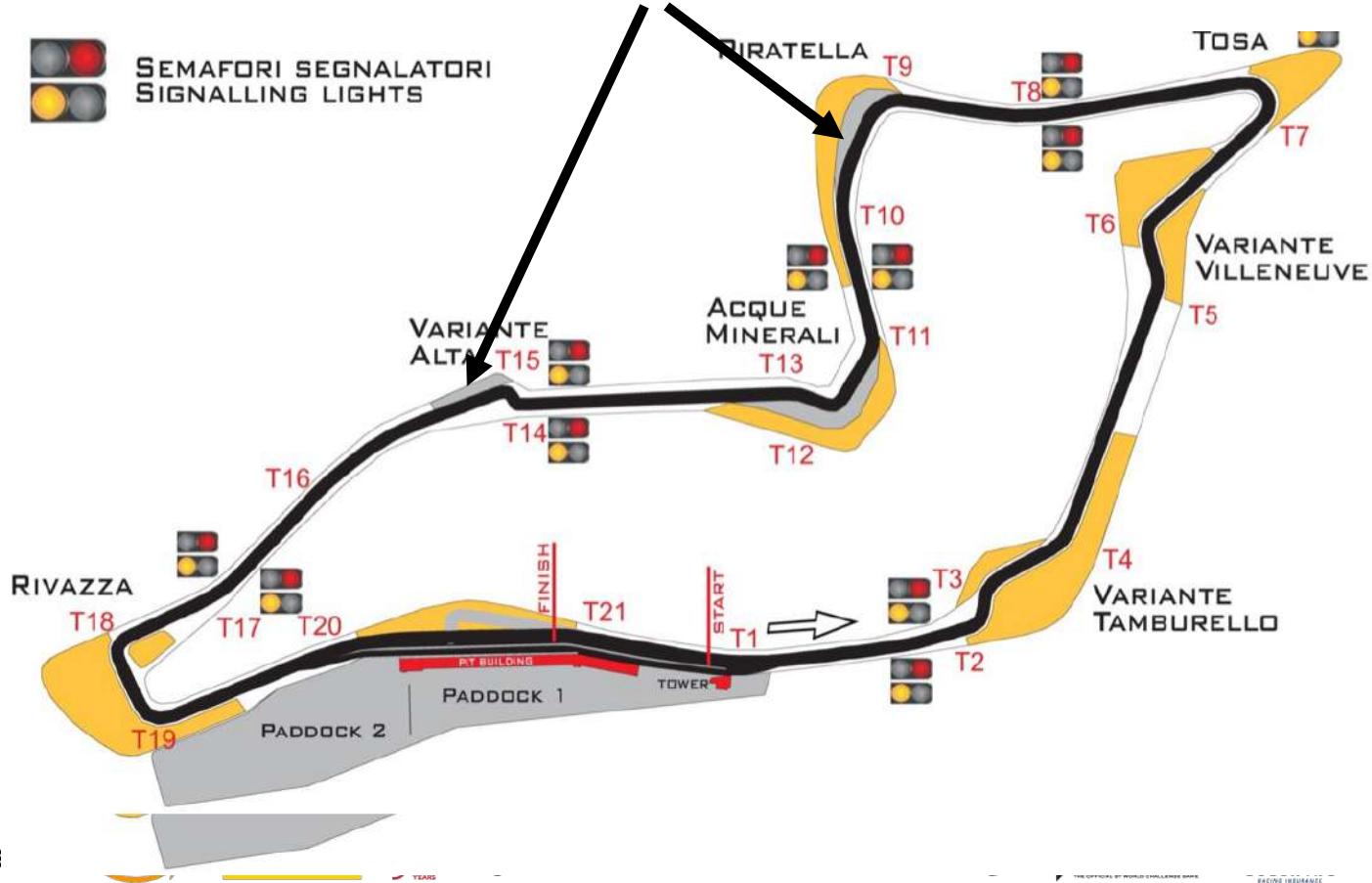
SEMAFORI SEGNALATORI
SIGNALLING LIGHTS



TRACK LIMITS



SEMAFORI SEGNALATORI
 SIGNALLING LIGHTS



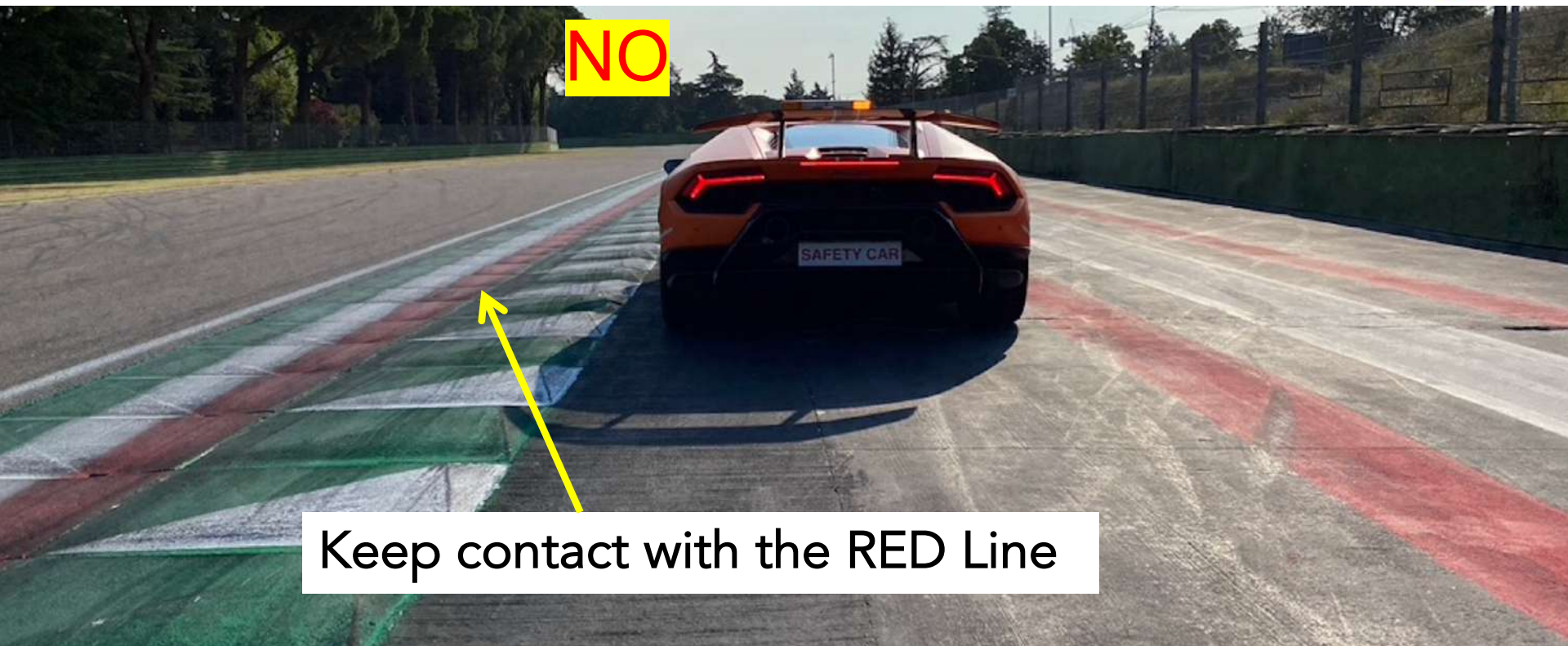
EXIT TURN 9

NO



Nothing Further than white & green kerbs

EXIT TURN 15



NO

Keep contact with the RED Line

FANATEC



WORLD CHALLENGE
EUROPE

POWERED
BY **aws**

HAVE A GOOD WEEKEND AND A
GREAT RACE!

FANATEC



Audi Sport



SRO
MOTORSPORTS GROUP