

# FANATEC



WORLD CHALLENGE  
EUROPE

POWERED  
BY **aws**

The AWS logo, consisting of the lowercase letters 'aws' in white with a yellow curved arrow underneath.

## TEAM MANAGERS' BRIEFING

MISANO 2021





# Misano ITALY (long)

Circuit length: 4226 m

Start line offset: 49 m

Int 1 at: 988 m

Int 2 at: 2633 m

Start line up: T14 to 16

Pole Position: Right

Safety Car

1<sup>st</sup> lap: T15

Race: Pit EXIT

Lights OFF: T11

Pit IN – Pit OUT: 593 m



# RACE DIRECTOR RADIO

- Race Control frequency : Race Control 7 – 468.1875
- TEST 10 to 15 minutes before each session
- Answer "ok" + car # on the team messaging
- For a test or an issue contact the Pit Lane manager – Ghislain VERRIEST





# ART 20.6 MIN PIT STOP TIME PRO-AM



Minimum time = 77 seconds

Pit lane 593m (42") + wheel change (30")+stop & go + jacks (5")  
TBC - Bulletin from the stewards

Min Drive through time 42 seconds - Speed in the pit lane 50 Km/Hr

# GENERAL INFO



One change of line is permitted to protect the position  
During Q – All cars at racing speed from Turn 10

# MISANO (ITALY)

Circuit length: 4226 m

Start line offset: 49 m

Int 1 at: 988 m

Int 2 at: 2633 m

Start line up: T14 to 16

Pole Position: Right

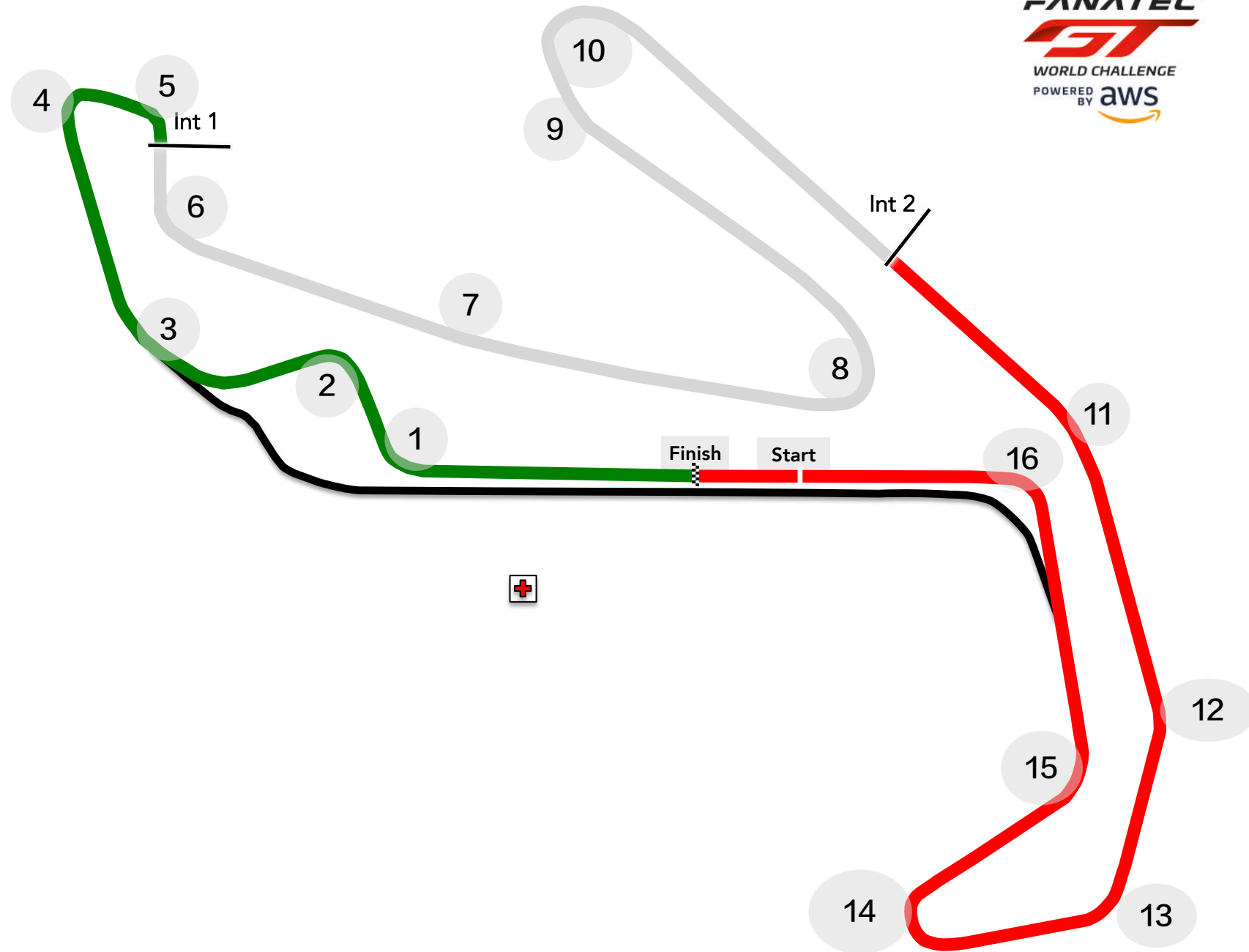
Safety Car

1<sup>st</sup> lap: T15

Race: Pit EXIT

Lights OFF: T11

Pit IN – Pit OUT: 593 m



# LINES



Medical centre




START & RED LINE

CTL FINISH LINE  
SC RESTART



# START & RED LINE






# SIGNALLING AREA






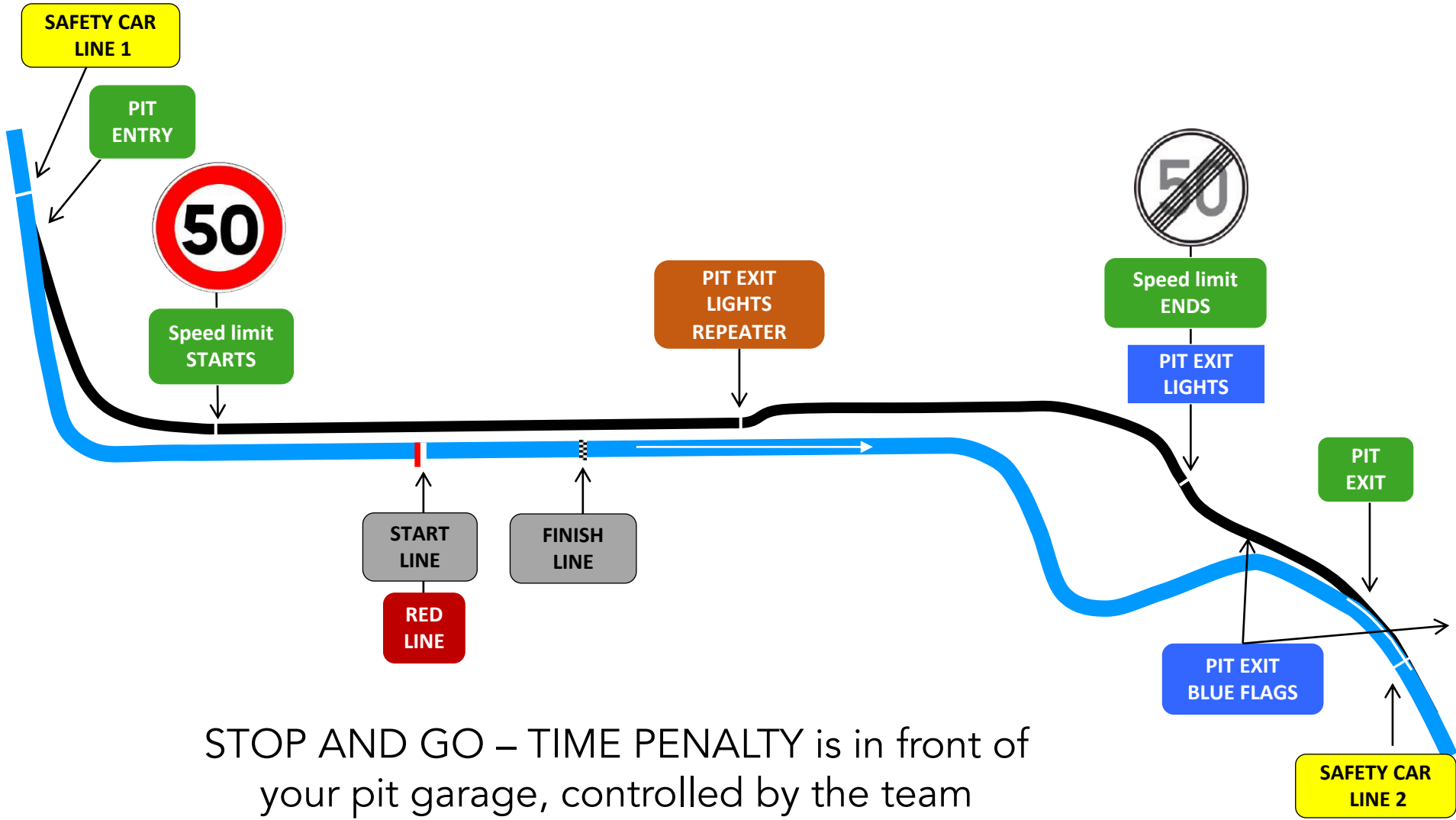
# CONTROL AND FINISH LINE



SC




# PIT LANE



STOP AND GO – TIME PENALTY is in front of your pit garage, controlled by the team



# PIT ENTRY

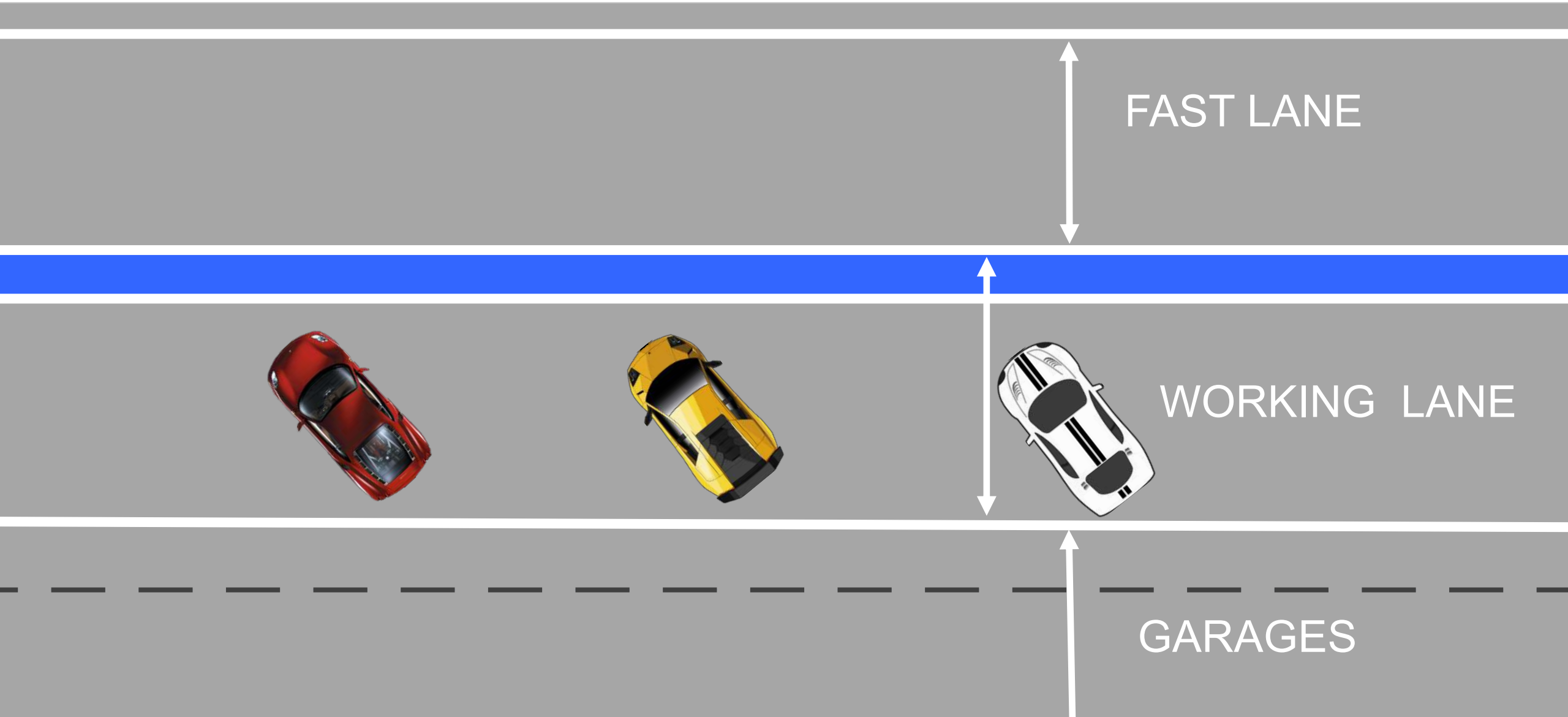




# SPEED LIMIT STARTS



# START OF SESSION – 45°



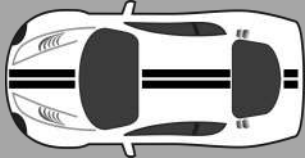

FAST LANE

WORKING LANE

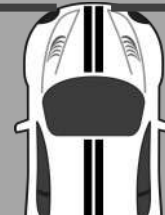
GARAGES



# PIT STOP & RACES



# OTHER WORKS



# PIT LANE LIGHTS REPEATER





# SPEED LIMIT ENDS



# BLUE FLAG AT PIT EXIT






# BLUE FLAG TURN 3






# PIT EXIT LINE

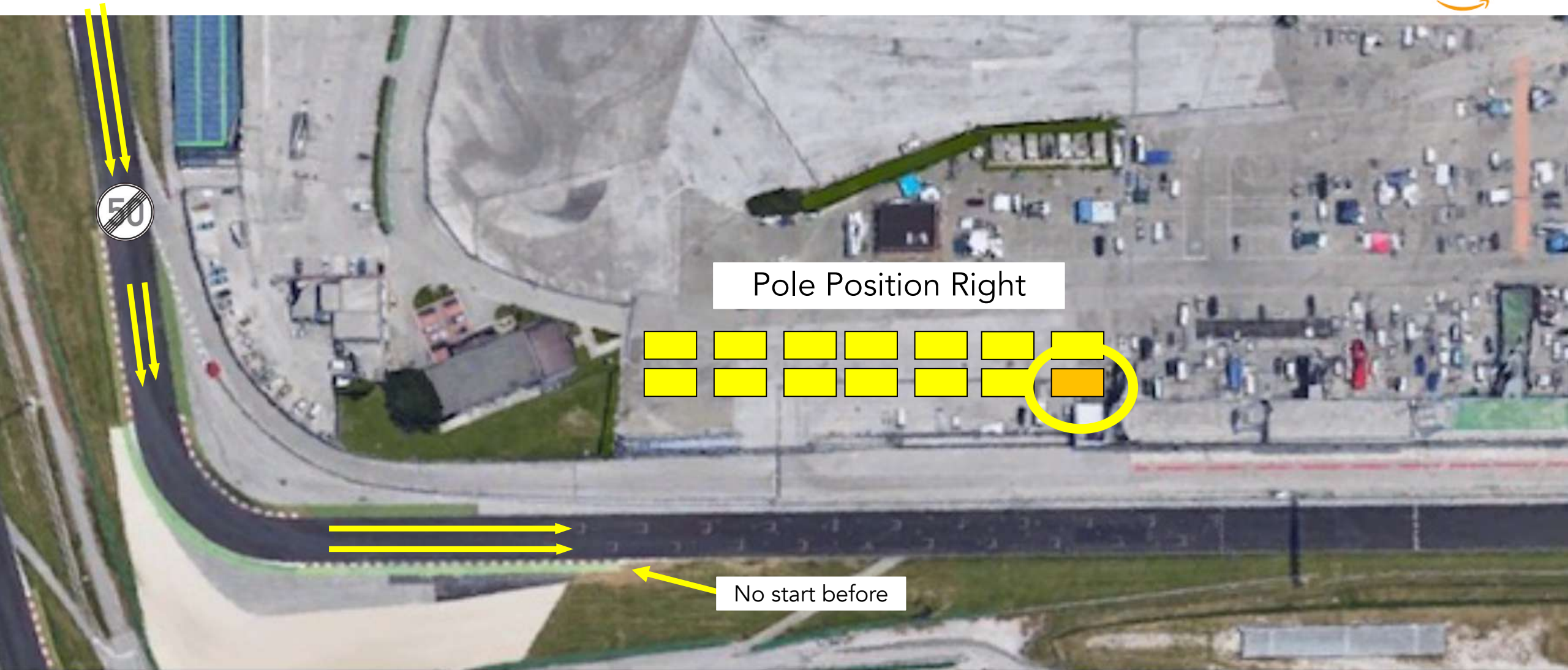


# ESCAPE ROAD TURN 1






# START LINE UP





# START



START





# START





START



Red lights remains ON

Yellow flag @ all MP


Pole man - tempo

# FULL COURSE YELLOW

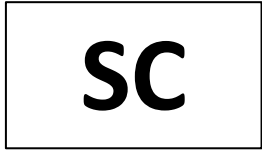

- Speed 80 Km/Hr – NO weaving (Zig Zag)
- FCY followed by SC except during the three 1<sup>st</sup> laps where it will directly SC
- SC gets the leader during the FCY
- Countdown 20 seconds – marshalling system
  - At 10 sec boards & lights – No overtaking
  - At 0 sec yellow flags & all cars at 80 Km/Hr
  - RESTART on short notice 5, 4, 3, 2, 1 – GREEN



OR

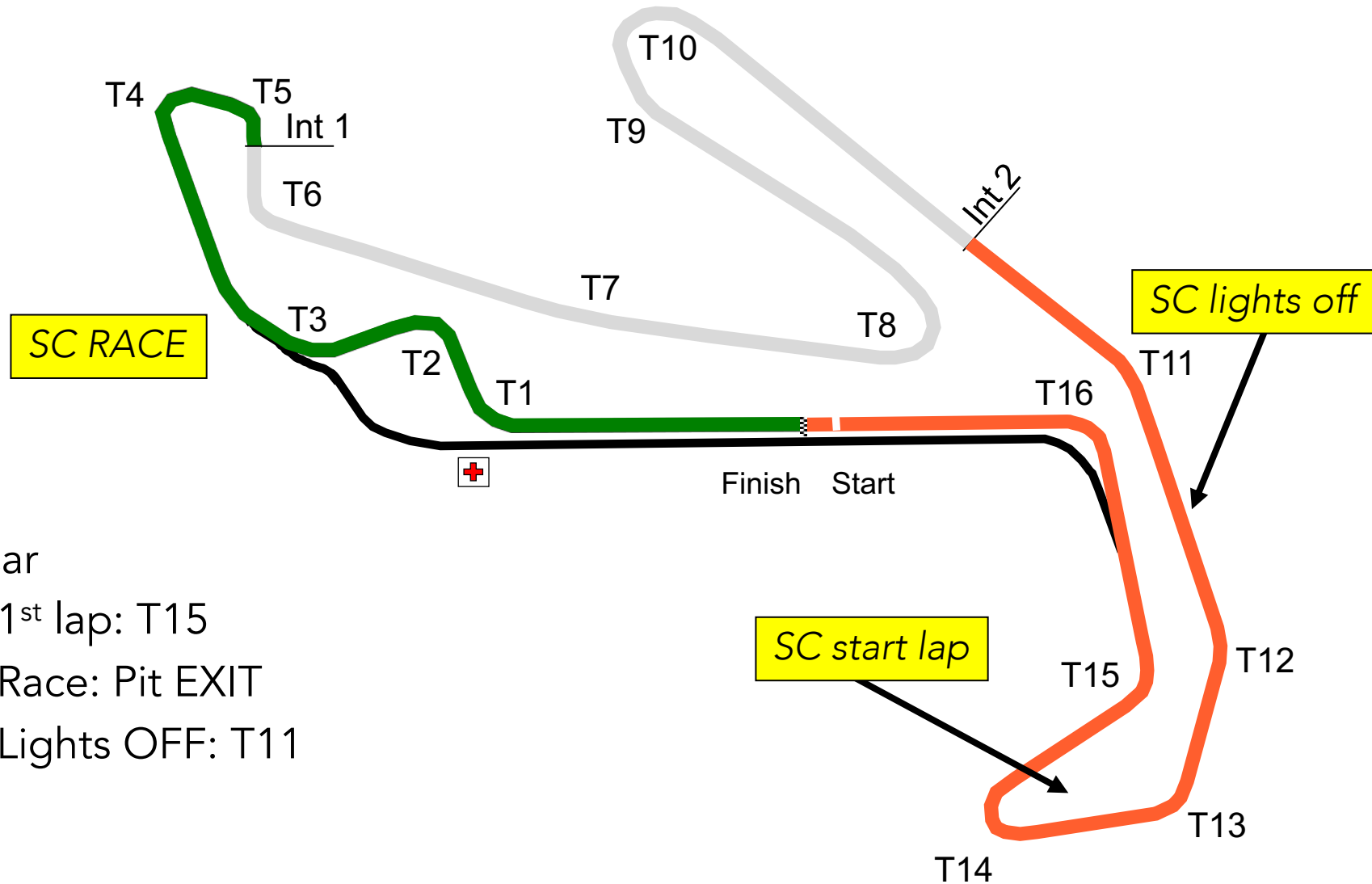


# SAFETY CAR

- The SC will come on track during the FCY **without lights**.
- SC gets the leader. If necessary it will overtake cars.
- No weaving, to avoid contact while the SC is overtaking
- “SC procedure”  
- the SC will turn on its lights, all marshal posts will swap the FCY boards to SC
- All cars, in single file, must increase their speed to catch up the group
- End of procedure: “SC in this lap”
- “SC lights off” – all signalling removed
- “Green” –no overtaking prior to pass the line



# SAFETY CAR



## Safety Car

- 1<sup>st</sup> lap: T15
- Race: Pit EXIT
- Lights OFF: T11

## PIT EXIT LIGHTS DURING SC

Pit exit light remain **GREEN**

When the SC will pass the FINISH LINE, the pit exit light will turn **RED**

When last car in the group behind SC passes pit exit, the light will turn **GREEN** again

# RED FLAG PROCEDURE



Slow down to 80 Km/Hr - NO overtaking – drive to pit lane to your pit

Free practices: Clock will NOT stop

Qualifying: Clock WILL stop - lap time cancelled

- Race:
- Clock WILL stop - line up red line ( start line) or follow the SC
  - Order as when the red flag was declared
  - - Parc-Fermé conditions - on the grid: teams and officials ONLY
  - Restart behind SC

If you enter the pits after the red flag: restart one lap later




# RED FLAG PROCEDURE



During the pit window:

- Cars back to the pit - Parc-Fermé conditions
- pit stop permitted, when done or if already done before RF: parc-fermé
- Marshals will call the cars to line up in the order at the line of the last full lap before the opening of the pit window

# BLUE FLAG



- At ALL TIMES: displayed to a driver leaving the pits if traffic is approaching on the track.
- During PRACTICE: a faster car is close behind you and is about to overtake you.
- During the RACE: shown to a car about to be lapped, the driver concerned must allow the following car to pass at the earliest opportunity.



# TRACK LIMITS

Yellow 5 cm high sausages are installed

- in the APEX of turn 1 and 2
- at the EXIT of Turn 6
- in the APEX and at the EXIT of T15 and T16

**EXIT turn 6 and 16**


cars are NOT ALLOWED to drive further than the end of the Red and White kerbs

**EXIT turn 8, 10 and 13**

4 wheels on the green is permitted


# TRACK LIMITS TURN 6

NOT FURTHER  
THAN





# TRACK LIMITS TURN 16



NOT FURTHER  
THAN



# FANATEC



WORLD CHALLENGE  
EUROPE

POWERED  
BY **aws**

The AWS logo, consisting of the lowercase letters 'aws' in a white, sans-serif font, with a yellow curved arrow underneath that points from the 'a' to the 's'.

HAVE A GOOD WEEKEND AND A GREAT  
RACE!

