

# Team Manager meeting notes

## 1. GENERAL INFO

- a) **Sean Edward Test** is mandatory for all drivers
- b) **Notice board:** "<https://www.gt-world-challenge-europe.com>"- Calendar ...NURBURGRING- Clic on "Notice Board"
- c) To receive (Add or remove addresses) the **official documents** by Mail contact Murielle, the secretary in charge of communications on [sporting@sro-motorsports.com](mailto:sporting@sro-motorsports.com)
- d) **Team messaging App:** create an account on "<https://gtwce.minsh.com>"  
  
The App will be used to send Summons, Request forms, incident reports, decisions and other urgent information  
  
During the sessions no personal messages - only "everybody" messages
- e) **Race director radio:** RACE CONTROL 10 – 468.375  
  
Radio Check 10 to 15 minutes before each session, all teams to answer OK + Car number on the team messaging App. In case of issue contact Ghislain VERRIEST, the Pit Lane manager.
- f) **Alcohol** tolerance is 0 - possible checks three hours before and 30 minutes after the session
- g) **Pit Gantry cameras** must be ON during each Pit Stop during Q & race, the images may NOT be examined by the teams during the sessions. After the Races teams whose cards are needed will be asked to send the footage to the race director.
- h) **"FAST LANE OPEN"** signal may be given from five minutes before the start of the session to allow cars to line up at pit Exit. In case of red flag stop in front of your pit garage not in the fast lane
- i) In case of request or to report an incident use the **"Request form"** and the **"incident reports"** available in the team section. These documents can be used only if you are involved. It can be sent through the Team Messaging App. If you are not directly involved you have to enter an official protest to the stewards.
- j) **Incidents** involving different categories, the more PRO Cat will be deemed to be at fault unless evidence clearly shows the contrary.
- k) **Wheels** (warm tyres) to the grid - before pit lane closes
- l) **Pit gantry cameras** mandatory recording during pit stops – Time on the camera correctly set
- m) Nobody in front of the car or standing behind the panels - use lollipops
- n) On track, flashing head lights Max 3 times between two corners
- o) No cars in pit lane during the other session, if a move is required contact the pit lane manager
- p) **REFUELLING:**  
**Full Pit Stop:** refueling for **minimum 37 seconds** - **Short Pit Stop:** refueling for **maximum 10 seconds** Followed by optional tyre changes with no time limit.  
**- Driver Change may happen during refuelling but not the tyre change**  
  - In pit lane - only with fuel rig - Engine OFF and car electrically earthed.
  - Max 2 fuel attendants (red armband - helmets with a visor)
  - '1 fire' attendant – Min 5 kg extinguisher
  - '1 mechanic wash/clean, assist driver during tyre change (windscreen, lights, radiator grille, water bottle)
  - "dead man" (fuel flow shut-off valve at the refuelling tower with fireproof overalls and with a helmet)
  - "vent man" (green armband) refuelling valve on opposite side of the car.
  - 1 team member: 'tyre' & 'brake' Tech visual checks – t° probe or pressure gauge

q) **From the start of Q1 until the end of Q3:** no set-up change, skates forbidden only at the end of Q3 (see sporting note n°1 and 4). If any change is required Race control is to be informed. Loss of all times until that point.

r) **CAR POSITION**

- Beginning of each session 45° nose in direction of pit exit
- Race and refuelling practice in parallel
- Other works inside the garages

s) **PARC-FERME**

- After Q3: inside pit garages except for selected cars in scrutineering box
- After the race: 45° in front of the pit garages except for selected cars in scrutineering box

t) **CONTACT:**

Outside the sessions: Contact me by mail on [alain@sro-motorsports.com](mailto:alain@sro-motorsports.com)

During the session: On the messaging App Everybody messages ONLY

**For insurance reports** please send me a message with the following info:

Team official name – Session - date and time of the incident - location (turn or marshal post) - Driver behind the wheel - Contact with (other car, guardrail, gravel bed...)

## 2. CIRCUIT MAIN DATA:

### Nürburgring (GERMANY) GP FIM chicane

Circuit length: 5137 m

Start line offset: 0 m

Pole Position: RIGHT

Int 1 at: 2302 m

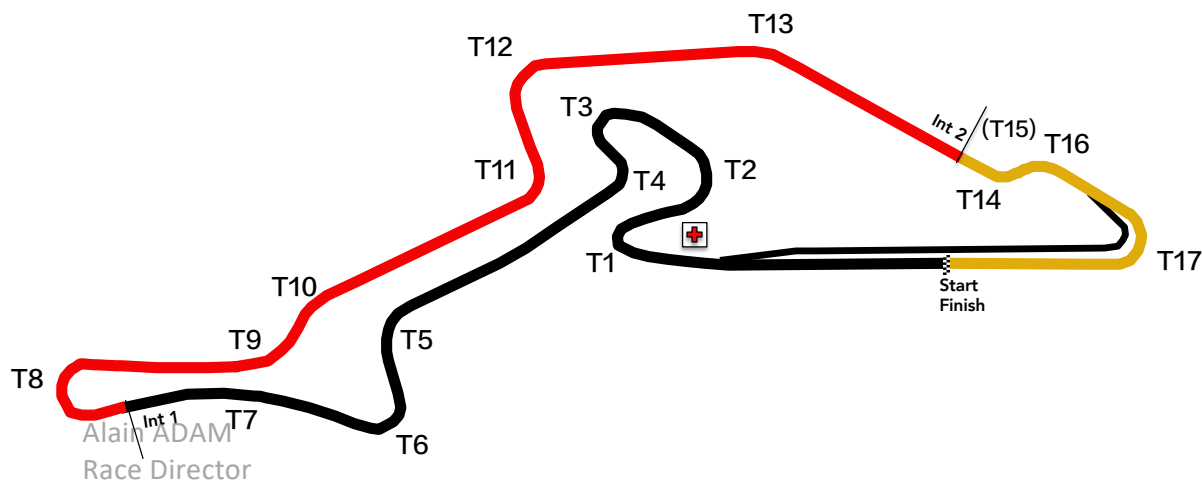
Int 2 at: 4325 m

Start line up: T12 to T14


SC position: 1<sup>st</sup> lap- T12 (MP 41) Race- Pit Exit

Lights OFF: T12

Pit IN to pit OUT: 378,2 m



**Pit Lane speed limit: 50 Km/Hr**



**STOP and GO penalty area:** in front of your pit garage

The Race Director's **Signalling place** is at the finish line on the right hand side.

The **openings for cars** to be placed in safe position are marked in ORANGE

### 3. FULL COURSE YELLOW (FCY) and SAFETY CAR (SC) PROCEDURES

- The FCY can be used during practice, qualifying or race. The instruction FCY will be given on the Team Radio with a countdown: « FCY in 20 seconds, 10 seconds (BOARDS), 5, 4, 3, 2, FCY Now ».
- The FCY boards (not the flags) will be presented at the 10 seconds signal to inform cars that overtaking is forbidden and that they must slow down to be at 80 Km/Hr. at the end of the countdown.
- At the end of the countdown the message FCY will be displayed on the monitors, waved yellow flags will be shown at all marshal posts and all cars must be at a constant speed of 80 km/h. Overtaking is forbidden and cars must proceed in single file. The board and flag will also be shown at the Line and at pit EXIT. If appropriate, double waved yellow flags will continue to be displayed at the post prior to the incident. The pit lane entry and exit will remain open.
- Before to end the procedure the information « Restart on short notice » will be given on team radio. To end the information "Green flag" will be given on the monitors after a 5 seconds countdown on the team radio. FCY board will be removed and Green flags will be shown at all marshal posts. It will also be shown at the Line and at pit EXIT.
- A FCY period will always be declared before the SC is deployed, except if the SC is deployed during the 3 first laps. The SC will enter the track during the FCY procedure to catch the leader. If necessary it will overtake cars or will use a green light to signal to any cars between it and the race leader that they should pass. When the SC will be in front of the leader it will turn on its lights and the SC boards will replace the FCY. The cars must form up in line behind the SC no more than five car lengths apart, and overtaking is forbidden until the cars reach the Line after the SC has returned to the pits.
- During the SC procedure Pit Exit remain GREEN. When the SC will pass the FINISH Line pit exit will be closed (RED lights). When the last car of the group behind the SC will pass pit exit it will be GREEN again.

### 4. TRACK LIMITS:


Respect the track limits, remain in between the two white lines. Two wheels outside the track limits is tolerated. The kerbs are not part of the track.

- FREE PRACTICES:** the drivers will be warned and stopped if necessary.
- QUALIFYING:** If you cut by mistake slow down **not to improve your time in that sector**, if an improvement is detected the lap time will be cancelled. On the third time the best lap time will be cancelled.

- c) RACE: the team will be warned by radio once; the second time the car will get a warning flag. After a final warning the stewards can impose a drive through penalty. If you gain a position by cutting give it back when possible.

## 5. START

- a) The start procedure countdown will be announced by means of BOARDS.
- b) Start when the Red lights turn to green.
- c) During formation lap NO weaving from T12. Start line up after T13. At T16 cars must be properly lined-up and tightly grouped for the rolling start. At Pit entry the leading car will reduce the speed to 50 Km/Hr. The leader will be in charge of the speed. EXIT turn 17 he will slowly increase his speed to a maximum of 110 Km/Hr at the moment of the start. You are to line up on the starting box lines. If the car is outside the line it will be consider as a jump-start. The start speed will be controlled. Drivers are not allowed to overtake before they see the green light.



- d) If there is a problem during the formation lap, the red lights will remain ON. Yellow waved flags will be shown all around the circuit. The pole man will be in charge of the speed. The start will be declared at the end of the first formation lap.



**Alain ADAM** Race Director