

POSTED
at 17:40
at...h...m



Stewards
Log N°...64...

From The Stewards of the Meeting **Decision N° 22**
To The Competitor's Representative
HTP Motorsport


The Stewards having received a report from the Race Director and having considered the following matter, determine that a breach of the regulations has been committed by the competitor named below and impose the penalty referred to.

Car/Driver No. 86
Competitor HTP Motorsport
Facts Car 86 alleged to have restarted before the green flag
Decision No further action – no offence committed

The competitor was granted a hearing before the decision. He is reminded of his right of appeal.



Marc JANSSEN
International Steward (Chairman)



Richard NORBURY
International Steward



Harry STÜBER
ASN Steward

Date 02 July 2016 **Time** 17:10

Received by the Competitor -

(Signature) 

Time 

Date 

Copy to: The Competitor The Clerk of the Course The Secretary of the Meeting The Press Delegate The Timekeepers The Official Notice Board
--

Nürburgring 1-3 July 2016



Report n° 6 from the Race Director to the stewards of the meeting

Car N° / Driver: : 86 / Jules SZYMKOWIAK (NDL)

Competitor: : HTP Motorsport (DEU)

Session: Qualifying Race

Fact: Track Incident -

Offence:

Car 86 restarted before the green flag

See onboard camera

Time of the offence: .15.12

Other driver(s) involved: None

A handwritten signature in black ink, appearing to read 'Alain Adam', written over a horizontal line.

Alain ADAM
Race Director

Sent to the stewards on At 15.29

Marshal report: Yes

Video evidence: Yes

NFA

**INCIDENT REPORT
RAPPORT D'INCIDENT**

Event: BSS NBN

Team: ROWE RACING

Car number: 98

Driver: Stef Duseldorp

Car(s) involved: 98 / 86

Time of the incident:

Lap:

Turn:

Description of the incident:

Car 86 started too early after FCY

Plan of the incident:

Time - Heure : 15:43

Signature :

Race director's comments:

Nothing on the time control sheet

Sent to the stewards at:

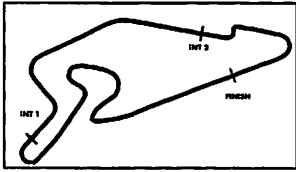
15.29

gain 1 sec between the two sectors.

To be handed by the entrant to the race director and/or the sporting director at the latest 30 minutes after the chequered flag. This report is not an official protest but purely information for the race director. This report can only be used for requests involving your team cars

A soumettre par le concurrent au directeur de course et/ou au directeur sportif au plus tard 30 minutes après le drapeau à damiers. Ce rapport n'est pas une réclamation officielle et est uniquement utilisé à titre informatif pour le directeur de course

Ce rapport ne peut être utilisé que pour une demande impliquant une voiture de votre team



Blancpain GT Series Sprint Cup

Event List Qualifying Race




Provisional

Nürburgring, Length: 3629m
 Air temperature: 17.28°C
 Track temperature: 21.65°C
 Weather condition: Dry

Saturday, July 02, 2016 14:30:00

Bib	Date & Time	Loop	Trp	Id	Name	Lap	L. Time	S. Time	Speed
98	2.7.2016 15:11:25.933	INT2	7259768	1	Stef Dusseldorp	28		47.417	79.2
86	2.7.2016 15:11:58.631	FINISH	8605555	1	Jules Szymkowiak	28	2:16.435	36.227	77.5
98	2.7.2016 15:12:02.639	FINISH	7259768	1	Stef Dusseldorp	28	2:17.650	36.706	79.9
	2.7.2016 15:12:21.628					0			
	2.7.2016 15:12:21.628	Green flag							
86	2.7.2016 15:12:59.768	INT1	8605555	1	Jules Szymkowiak	29		1:01.137	131.3
98	2.7.2016 15:13:02.675	INT1	7259768	1	Stef Dusseldorp	29		1:00.036	129.9
86	2.7.2016 15:13:22.702	INT2	8605555	1	Jules Szymkowiak	29		22.934	241.6
98	2.7.2016 15:13:25.090	INT2	7259768	1	Stef Dusseldorp	29		22.415	243.2
86	2.7.2016 15:13:44.615	FINISH	8605555	1	Jules Szymkowiak	29	1:45.984	21.913	190.0
98	2.7.2016 15:13:47.003	FINISH	7259768	1	Stef Dusseldorp	29	1:44.364	21.913	192.8
	2.7.2016 15:14:12.130					0			
	2.7.2016 15:14:12.130	DRIVE-THROUGH PENALTY FOR CAR 11 AND 89 SPEEDING IN THE PIT LANE							
86	2.7.2016 15:14:30.106	INT1	8605555	1	Jules Szymkowiak	30		45.491	134.3
98	2.7.2016 15:14:33.016	INT1	7259768	1	Stef Dusseldorp	30		46.013	130.9
86	2.7.2016 15:14:52.362	INT2	8605555	1	Jules Szymkowiak	30		22.256	242.6
98	2.7.2016 15:14:55.458	INT2	7259768	1	Stef Dusseldorp	30		22.442	244.8
86	2.7.2016 15:15:13.891	FINISH	8605555	1	Jules Szymkowiak	30	1:29.276	21.529	192.2
98	2.7.2016 15:15:17.361	FINISH	7259768	1	Stef Dusseldorp	30	1:30.358	21.903	192.2
86	2.7.2016 15:15:59.353	INT1	8605555	1	Jules Szymkowiak	31		45.462	133.6
98	2.7.2016 15:16:03.425	INT1	7259768	1	Stef Dusseldorp	31		46.064	129.1
86	2.7.2016 15:16:21.570	INT2	8605555	1	Jules Szymkowiak	31		22.217	243.2
98	2.7.2016 15:16:25.810	INT2	7259768	1	Stef Dusseldorp	31		22.385	244.8
86	2.7.2016 15:16:43.153	FINISH	8605555	1	Jules Szymkowiak	31	1:29.262	21.583	191.1
98	2.7.2016 15:16:47.679	FINISH	7259768	1	Stef Dusseldorp	31	1:30.318	21.869	192.2
	2.7.2016 15:17:28.075					0			
	2.7.2016 15:17:28.075	PIT STOP CARS 84 85 86 UNDER INVESTIGATION							
86	2.7.2016 15:17:28.371	INT1	8605555	1	Jules Szymkowiak	32		45.218	133.8
98	2.7.2016 15:17:33.410	INT1	7259768	1	Stef Dusseldorp	32		45.731	131.3
86	2.7.2016 15:17:50.643	INT2	8605555	1	Jules Szymkowiak	32		22.272	244.3
98	2.7.2016 15:17:55.820	INT2	7259768	1	Stef Dusseldorp	32		22.410	245.4
86	2.7.2016 15:18:12.429	FINISH	8605555	1	Jules Szymkowiak	32	1:29.276	21.786	191.1
98	2.7.2016 15:18:17.823	FINISH	7259768	1	Stef Dusseldorp	32	1:30.144	22.003	192.2
	2.7.2016 15:18:49.645					0			
	2.7.2016 15:18:49.645	Yellow flag at sector 1							
	2.7.2016 15:18:49.646					0			
	2.7.2016 15:18:49.646	Yellow flag at turn 1							
	2.7.2016 15:18:51.504					0			
	2.7.2016 15:18:51.504	Green flag							
86	2.7.2016 15:18:58.478	INT1	8605555	1	Jules Szymkowiak	33		46.049	132.3
98	2.7.2016 15:19:03.403	INT1	7259768	1	Stef Dusseldorp	33		45.580	132.5



Blancpain GT Series Sprint Cup

Event List Qualifying Race

Provisional



Nürburgring, Length: 3629m

Air temperature: 17.28°C

Track temperature: 21.65°C

Weather condition: Dry

Saturday, July 02, 2016 14:30:00

Bib	Date & Time	Loop	Trp	Id	Name	Lap	L. Time	S. Time	Speed
98	2.7.2016 15:03:45.609	FINISH	7259768	1	Stef Dusseldorp	23	1:30.717	21.939	191.7
86	2.7.2016 15:04:30.017	INT1	8605555	1	Jules Szymkowiak	24		45.315	133.6
98	2.7.2016 15:04:31.412	INT1	7259768	1	Stef Dusseldorp	24		45.803	132.8
86	2.7.2016 15:04:52.182	INT2	8605555	1	Jules Szymkowiak	24		22.165	242.6
98	2.7.2016 15:04:53.757	INT2	7259768	1	Stef Dusseldorp	24		22.345	244.3
86	2.7.2016 15:05:14.160	FINISH	8605555	1	Jules Szymkowiak	24	1:29.458	21.978	191.7
98	2.7.2016 15:05:15.580	FINISH	7259768	1	Stef Dusseldorp	24	1:29.971	21.823	192.2
	2.7.2016 15:05:21.590					0			
	2.7.2016 15:05:21.590	PIT STOP CAR 7 UNDER INVESTIGATION							
86	2.7.2016 15:05:59.524	INT1	8605555	1	Jules Szymkowiak	25		45.364	132.1
98	2.7.2016 15:06:01.248	INT1	7259768	1	Stef Dusseldorp	25		45.668	132.8
86	2.7.2016 15:06:21.791	INT2	8605555	1	Jules Szymkowiak	25		22.267	242.6
98	2.7.2016 15:06:23.465	INT2	7259768	1	Stef Dusseldorp	25		22.217	245.4
86	2.7.2016 15:06:43.570	FINISH	8605555	1	Jules Szymkowiak	25	1:29.410	21.779	191.7
98	2.7.2016 15:06:45.312	FINISH	7259768	1	Stef Dusseldorp	25	1:29.732	21.847	192.2
	2.7.2016 15:06:48.258					0			
	2.7.2016 15:06:48.258	team managers cars 11 and 89 to race control							
	2.7.2016 15:06:58.426					0			
	2.7.2016 15:06:58.426	BLACK/WHITE FLAG TO CAR 87 FOR DISRESPECTING THE TRACK LIMITS CUTTING THE CHICANE							
86	2.7.2016 15:07:28.906	INT1	8605555	1	Jules Szymkowiak	26		45.336	134.1
98	2.7.2016 15:07:31.135	INT1	7259768	1	Stef Dusseldorp	26		45.823	132.1
86	2.7.2016 15:07:51.087	INT2	8605555	1	Jules Szymkowiak	26		22.181	242.1
98	2.7.2016 15:07:53.332	INT2	7259768	1	Stef Dusseldorp	26		22.197	245.4
	2.7.2016 15:08:02.808					0			
	2.7.2016 15:08:02.808	Yellow flag at sector 1							
	2.7.2016 15:08:02.809					0			
	2.7.2016 15:08:02.809	Yellow flag at turn 4							
86	2.7.2016 15:08:12.833	FINISH	8605555	1	Jules Szymkowiak	26	1:29.263	21.746	190.0
	2.7.2016 15:08:14.905					0			
	2.7.2016 15:08:14.905	CAR 59 STOPPED AT T4							
98	2.7.2016 15:08:15.109	FINISH	7259768	1	Stef Dusseldorp	26	1:29.797	21.777	190.5
86	2.7.2016 15:08:58.292	INT1	8605555	1	Jules Szymkowiak	27		45.459	134.4
98	2.7.2016 15:09:00.877	INT1	7259768	1	Stef Dusseldorp	27		45.768	128.8
86	2.7.2016 15:09:20.475	INT2	8605555	1	Jules Szymkowiak	27		22.183	242.6
98	2.7.2016 15:09:23.183	INT2	7259768	1	Stef Dusseldorp	27		22.306	244.3
86	2.7.2016 15:09:42.196	FINISH	8605555	1	Jules Szymkowiak	27	1:29.363	21.721	191.7
98	2.7.2016 15:09:44.989	FINISH	7259768	1	Stef Dusseldorp	27	1:29.880	21.806	192.8
	2.7.2016 15:10:12.690					0			
	2.7.2016 15:10:12.690	Full course yellow flag							
86	2.7.2016 15:10:35.830	INT1	8605555	1	Jules Szymkowiak	28		53.634	81.0
98	2.7.2016 15:10:38.516	INT1	7259768	1	Stef Dusseldorp	28		53.527	79.0
86	2.7.2016 15:11:22.404	INT2	8605555	1	Jules Szymkowiak	28		46.574	80.7

