

Blancpain GT World Challenge

Sector List Qualifying 2

Provisional



Hungaroring, Length: 4381m

Air temperature: 20.81°C

Track temperature: 21.14°C

Weather condition: Dry

Saturday, September 7, 2019 11:00:00

Lap	Time	SE1	SP1	SE2	SP2	SE3	SP3	TSP	Lap	Time	SE1	SP1	SE2	SP2	SE3	SP3	TSP
1	Perez Companc, ARG / Vanthoor, BEL								theoretical besttime: 1:43.080								
1	4:00.417	2:47.693	213	38.917	177	33.807	188		5	6:57.206	5:37.928	213	39.856	173	39.422	189	
2	1:43.537	36.979	223	37.682	177	28.876	189	231	6	1:43.256	36.899	223	37.491	178	28.866	189	231
3	1:44.067	37.136	223	37.743	177	29.188	189	233	7	1:43.154	36.865	224	37.552	178	28.737	188	231
4	1:50.262	37.007	222	37.999	178	35.256	49	231	8	1:51.156	36.852	224	39.308	176	34.996	49	231

2	Weerts, BEL / Mies, DEU								theoretical besttime: 1:43.268								
1	3:42.691	2:28.318	212	39.615	173	34.758	190		6	4:36.930	3:24.615	204	40.032	173	32.283	186	
2	1:44.216	36.977	223	38.145	175	29.094	189	231	7	1:43.458	36.931	224	37.680	180	28.847	189	230
3	1:44.896	36.992	225	38.893	179	29.011	189	231	8	1:43.368	36.753	224	37.668	176	28.947	188	232
4	1:43.906	36.921	222	37.913	176	29.072	189	232	9	1:43.974	37.030	224	37.916	176	29.028	188	232
5	1:47.810	37.061	223	37.983	173	32.766	49	232									

4	Stolz, DEU / Engel, DEU								theoretical besttime: 1:43.221								
1	3:28.662	2:15.185	213	40.982	178	32.495	191		6	5:47.396	4:28.810	216	42.622	180	35.964	191	
2	1:45.456	36.886	221	39.602	180	28.968	192	233	7	1:48.784	36.748	224	40.904	182	31.132	191	233
3	1:43.713	36.885	224	37.851	180	28.977	191	234	8	1:43.223	36.750	225	37.606	182	28.867	191	233
4	1:43.474	36.760	224	37.798	180	28.916	191	233	9	1:43.462	36.839	224	37.726	177	28.897	191	233
5	1:48.352	36.901	223	38.492	180	32.959	48	234									

5	Schramm, DEU / Green, GBR								theoretical besttime: 1:43.553								
1	2:38.363	1:24.555	212	39.524	173	34.284	188		6	6:12.848	4:53.397	191	39.759	173	39.692	183	
2	1:43.896	37.024	221	37.976	178	28.896	187	230	7	1:44.487	37.275	222	38.105	176	29.107	187	228
3	1:43.673	36.947	222	37.794	179	28.932	187	231	8	1:43.832	36.901	223	38.054	177	28.877	188	231
4	1:44.170	36.882	223	37.970	177	29.318	186	230	9	1:44.021	37.051	223	37.907	176	29.063	187	230
5	1:50.756	37.114	223	38.433	174	35.209	32	231									

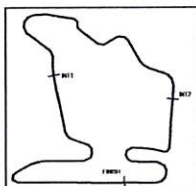
10	Tunjo, COL / Breukers, NLD								theoretical besttime: 1:43.609								
1	2:08.274	53.967	217	39.076	169	35.231	188		6	6:10.310	4:58.520	214	39.289	176	32.501	188	
2	1:44.166	37.268	220	37.981	175	28.917	188	230	7	1:47.341	37.033	222	40.816	176	29.492	189	230
3	1:44.165	36.945	222	38.113	174	29.107	188	230	8	1:43.940	37.139	221	37.796	179	29.005	189	231
4	1:45.065	37.178	222	38.579	176	29.308	188	232	9	1:43.985	36.896	221	38.013	177	29.076	189	231
5	1:51.359	37.333	220	39.167	176	34.859	49	232									

11	Hutchison, GBR / Vervisch, BEL								theoretical besttime: 1:43.422								
1	3:31.539	2:19.688	216	39.902	173	31.949	189		5	1:47.717	37.034	225	38.080	176	32.603	49	232
2	1:44.009	37.022	222	38.007	174	28.980	188	233	6	5:01.518	3:51.453	214	39.816	175	30.249	188	
3	1:44.059	36.971	224	37.924	177	29.164	188	232	7	1:43.641	37.104	225	37.652	178	28.885	189	231
3	1:44.575	37.343	223	38.016	177	29.216	187	232	8	1:43.947	36.885	224	38.022	176	29.040	188	231
4	1:44.039	36.936	225	37.840	176	29.263	188	233									

17	Gamble, GBR / Davies, AUS								theoretical besttime: 1:44.585								
1	2:01.213	48.523	156	43.059	170	29.631	188		6	5:51.381	4:41.956	215	38.444	177	30.981	189	
2	1:45.030	37.170	222	38.628	174	29.232	186	231	7	1:46.755	37.220	222	40.193	174	29.342	189	231
3	1:49.582	37.313	223	39.644	144	32.625	188	231	8	1:44.669	36.959	223	38.303	177	29.407	188	232
4	1:45.273	37.184	223	38.464	175	29.625	189	232	8	1:44.585	37.045	222	38.368	177	29.172	189	231
5	1:54.217	39.051	218	41.064	171	34.102	49	189									

23	Panis, FRA / Hawksworth, GBR								theoretical besttime: 1:43.689								
1	2:29.687	1:15.244	203	39.308	177	35.135	189		6	5:33.583	4:22.653	204	39.116	179	31.814	189	
2	1:44.273	37.064	224	38.111	178	29.098	188	234	7	1:43.813	37.053	226	37.890	180	28.870	190	234
3	1:44.193	36.967	224	38.030	177	29.196	189	234	8	1:49.545	36.929	225	40.591	114	32.025	188	235
4	1:49.539	37.163	225	42.311	175	30.065	187	234	9	1:51.203	37.038	225	38.296	178	35.869	49	234
5	1:50.583	37.108	224	38.874	175	34.601	30	233									





Blancpain GT World Challenge

Sector List Qualifying 2

Provisional



Hungaroring, Length: 4381m

Air temperature: 20.81°C

Track temperature: 21.14°C

Weather condition: Dry

Saturday, September 7, 2019 11:00:00

Lap	Time	SE1	SP1	SE2	SP2	SE3	SP3	TSP	Lap	Time	SE1	SP1	SE2	SP2	SE3	SP3	TSP
24 Ortelli, MCO / Boccolacci, FRA									theoretical besttime: 1:43.774								
1	2:33.640	1:23.225	213	39.399	172	31.016	188		7	1:43.971	37.028	221	37.824	177	29.119	188	229
2	1:44.102	37.245	220	37.727	177	29.130	187	230	8	1:56.435	37.202	222	42.987	173	36.246	189	230
3	1:44.027	37.212	222	37.686	175	29.129	188	230	9	1:44.355	37.107	222	38.059	174	29.189	189	231
4	1:51.167	37.082	220	40.440	172	33.645	45	230	10	1:44.411	36.990	222	38.021	174	29.400	188	234
5	2:43.618	1:34.807	212	39.713	175	29.098	188		11	1:50.641	37.192	222	39.019	168	34.430	47	231
6	1:45.216	37.009	222	39.083	175	29.124	187	231									

25 Gachet, FRA / Haase, DEU									theoretical besttime: 1:43.239								
1	3:08.946	1:42.346	219	38.951	175	47.649	189		6	5:24.880	4:07.547	202	39.799	175	37.534	190	
2	1:43.699	36.799	222	37.921	171	28.979	190	230	7	1:47.141	36.923	224	40.259	163	29.959	189	231
3	1:43.462	36.833	222	37.767	177	28.862	189	231	8	1:43.377	36.740	223	37.732	177	28.905	190	231
4	1:43.780	36.776	223	37.807	179	29.197	188	231	9	1:43.319	36.645	224	37.768	175	28.906	189	232
5	1:54.233	38.263	180	41.330	173	34.640	49	230									

26 Palette, FRA / Winkelhock, DEU									theoretical besttime: 1:43.637								
1	3:49.912	2:35.799	215	40.603	159	33.510	189		6	1:43.720	37.022	223	37.790	177	28.908	190	231
2	1:44.636	37.371	221	38.066	170	29.199	190	231	7	1:43.733	37.010	222	37.719	177	29.004	190	233
3	1:44.508	37.037	222	38.136	171	29.335	188	233	8	1:43.982	37.207	223	37.765	179	29.010	189	232
4	1:52.072	37.163	222	40.415	173	34.494	49	231	9	1:57.561	40.846	194	39.461	161	37.254	49	231
5	4:30.095	3:20.401	215	40.296	173	29.398	190										

52 Machiels, BEL / Bertolini, ITA									theoretical besttime: 1:43.571								
1	3:54.659	2:37.159	95	43.476	158	34.024	190		6	4:00.641	2:52.282	211	39.138	176	29.221	190	
2	1:44.606	37.408	220	38.179	171	29.019	189	233	7	1:44.230	37.262	222	37.959	176	29.009	190	233
3	1:44.685	37.161	219	38.436	180	29.088	189	233	8	1:43.571	36.911	219	37.741	178	28.919	189	233
4	1:44.719	37.195	220	38.353	176	29.171	188	233	9	1:51.898	36.939	223	38.151	177	36.808	49	232
5	1:50.807	38.118	216	39.275	176	33.414	49	232									

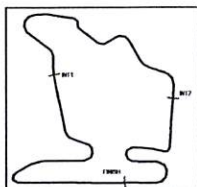
54 Roda, ITA / Müller, DEU									theoretical besttime: 1:43.154								
1	2:24.460	1:06.693	214	42.434	158	35.333	190		6	5:28.237	4:17.666	210	38.986	177	31.585	190	
2	1:44.317	37.325	219	37.907	178	29.085	190	231	7	1:52.366	37.613	221	38.536	142	36.217	190	230
3	1:45.525	37.161	219	38.433	175	29.931	191	231	8	1:43.523	37.054	222	37.710	179	28.759	190	232
4	1:44.426	37.148	222	38.114	177	29.164	189	231	9	1:43.316	36.851	223	37.544	180	28.921	190	231
5	1:50.207	37.160	220	38.643	177	34.404	48	231									

55 Schothorst, NLD / Foster, GBR									theoretical besttime: 1:44.162								
1	3:43.720	2:29.870	211	41.857	177	31.993	188		6	4:42.324	3:34.289	216	38.806	178	29.229	188	
2	1:44.856	37.469	222	38.414	178	28.973	187	231	7	1:43.975	37.099	223	37.871	176	29.005	188	230
3	1:44.466	37.042	225	38.415	178	29.009	189	229	7	1:46.619	37.082	223	38.264	172	31.273	187	232
4	1:44.631	37.231	223	38.233	177	29.167	188	230	8	1:44.383	37.049	223	38.147	175	29.187	187	231
5	1:48.184	37.150	224	38.294	178	32.740	50	231									

56 Drudi, ITA / Dontje, NLD									theoretical besttime: 1:44.232								
1	4:34.265	3:25.196	211	39.713	175	29.356	186		6	1:44.588	37.442	220	38.082	179	29.064	186	229
2	1:44.784	37.240	220	38.371	176	29.173	187	231	7	1:44.338	37.108	222	38.102	177	29.128	186	231
3	1:44.939	37.277	221	38.440	176	29.222	188	231	8	1:44.691	37.086	222	38.220	175	29.385	187	231
4	1:49.156	37.377	221	39.021	177	32.758	49	231	9	2:04.950	43.059	192	42.094	160	39.797	49	228
5	4:40.097	3:28.243	192	41.933	175	29.921	186										

62 Vainio, FIN / de Sadeleer, CHE									theoretical besttime: 1:43.679								
1	3:12.756	1:59.344	202	41.868	175	31.544	187		6	1:48.506	36.878	220	38.234	177	33.394	49	233
2	1:44.759	37.242	219	38.457	178	29.060	190	231	7	3:55.046	2:37.773	213	40.121	175	37.152	187	
3	1:44.597	36.929	223	38.546	181	29.122	189	234	8	1:47.313	38.394	214	39.400	173	29.519	191	234
4	1:44.225	36.864	220	38.206	177	29.155	189	233	9	1:44.840	37.548	222	38.145	179	29.147	191	234
5	1:44.079	36.991	222	37.938	177	29.150	191	233	10	1:43.791	36.971	221	37.755	179	29.065	190	234





Blancpain GT World Challenge

Sector List Qualifying 2

Provisional



Hungaroring, Length: 4381m

Air temperature: 20.81°C

Track temperature: 21.14°C

Weather condition: Dry

Saturday, September 7, 2019 11:00:00

Lap	Time	SE1	SP1	SE2	SP2	SE3	SP3	TSP	Lap	Time	SE1	SP1	SE2	SP2	SE3	SP3	TSP
63 Bortolotti, ITA / Engelhart, DEU									theoretical besttime: 1:42.981								
1	3:46.513	2:33.894	216	39.845	178	32.774	187		6	4:24.132	3:12.638	222	38.960	177	32.534	189	
2	1:47.136	37.686	220	38.980	172	30.470	188	233	7	1:43.086	36.865	225	37.614	181	28.607	189	232
3	1:44.020	37.057	225	37.997	179	28.966	188	232	8	1:43.088	36.788	225	37.586	181	28.714	189	232
4	1:43.686	36.843	225	37.937	178	28.906	188	232	9	1:51.158	36.809	225	37.993	178	36.356	49	232
5	1:50.704	37.250	218	39.620	177	33.834	49	232									

66 van der Linde, ZAF / Schmid, AUT									theoretical besttime: 1:44.143								
1	3:17.171	2:02.225	205	43.076	170	31.870	188		5	3:47.723	2:40.077	221	38.430	176	29.216	186	
2	1:47.776	37.262	223	40.356	174	30.158	188	232	6	1:51.860	37.264	221	38.214	176	36.382	190	230
2	1:44.495	37.288	222	38.191	177	29.016	188	231	7	1:44.521	37.032	224	38.344	173	29.145	189	233
3	1:44.212	37.025	222	38.163	177	29.024	187	231	8	1:44.604	37.142	224	38.040	173	29.482	188	232
4	1:50.576	36.964	223	38.478	174	35.134	49	231	8	1:44.654	37.168	223	38.226	172	29.260	187	232

76 Collard, GBR / Kirchhöfer, DEU									theoretical besttime: 1:43.387								
1	3:23.528	2:09.544	203	40.306	165	33.678	189		5	1:48.710	37.035	223	38.630	178	33.045	49	233
2	1:47.361	37.407	218	39.673	175	30.574	190	233	6	3:47.850	2:26.451	209	40.605	167	40.794	189	
2	1:43.961	37.011	219	37.851	178	29.099	190	233	7	1:46.600	37.676	218	39.237	177	29.687	190	233
3	1:43.828	36.946	222	37.740	177	29.142	190	233	8	1:43.626	36.971	223	37.590	178	29.065	190	233
4	1:43.783	36.998	221	37.793	180	28.992	190	233	9	1:43.568	36.805	221	37.727	180	29.036	190	234


87 Beaubelique, FRA / Pla, FRA									theoretical besttime: 1:43.247								
1	3:37.373	2:26.161	193	40.683	173	30.529	190		5	6:49.576	5:34.034	161	41.743	174	33.799	190	
2	1:43.596	36.994	222	37.706	179	28.896	188	232	6	1:43.691	37.126	223	37.507	178	29.058	189	230
3	1:43.769	37.058	223	37.639	179	29.072	189	231	7	1:43.412	36.844	224	37.509	179	29.059	189	231
4	1:49.199	37.418	222	37.797	177	33.984	49	230	8	1:43.401	36.868	223	37.553	179	28.980	189	231

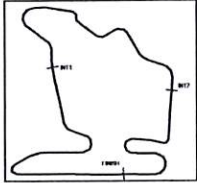
88 Marciello, ITA / Abril, MCO									theoretical besttime: 1:42.756								
1	2:42.708	1:31.739	208	39.911	172	31.058	189		6	1:43.079	37.106	222	37.292	177	28.681	189	230
2	1:43.947	37.141	221	37.845	180	28.961	189	231	7	1:42.994	36.817	223	37.402	180	28.775	187	231
3	1:43.314	36.844	223	37.506	178	28.964	189	231	8	1:43.217	36.783	223	37.525	179	28.909	189	231
4	1:52.095	37.011	223	41.374	175	33.710	48	231	9	2:00.105	38.741	204	41.981	162	39.383	49	231
5	6:39.046	5:26.558	201	41.674	170	30.814	189										

89 Neubauer, FRA / Bastian, DEU									theoretical besttime: 1:43.325								
1	2:00.091	52.475	222	38.514	175	29.102	188		6	7:06.709	5:47.737	217	38.760	180	40.212	189	
2	1:44.121	36.962	224	37.697	178	29.462	185	229	7	1:43.377	36.954	224	37.431	180	28.992	189	230
3	1:46.507	37.154	223	39.215	176	30.138	189	230	8	1:43.728	36.962	223	37.700	180	29.066	188	231
4	1:43.727	36.948	224	37.813	179	28.966	188	231	9	1:43.530	36.928	223	37.552	179	29.050	188	230
5	1:49.840	37.364	223	38.916	177	33.560	48	231									

90 Boguslavskiy, RUS / Fraga, BRA									theoretical besttime: 1:42.910								
1	3:35.806	2:24.304	168	40.955	177	30.547	189		6	5:12.113	3:57.408	155	39.679	175	35.026	188	
2	1:43.274	36.915	222	37.708	181	28.651	188	230	7	1:45.311	37.265	222	39.121	179	28.925	189	229
3	1:43.698	36.915	222	37.685	178	29.098	187	230	8	1:46.005	36.866	222	39.502	176	29.637	189	230
4	1:43.559	36.997	222	37.428	180	29.134	187	229	9	1:43.317	36.999	221	37.393	182	28.925	187	230
5	1:49.926	38.200	206	38.393	178	33.333	47	230									

333 Salikhov, RUS / Perel, ZAF									theoretical besttime: 1:43.491								
1	3:13.900	1:51.434	210	39.041	179	43.425	198		4	1:44.147	36.997	226	38.209	180	28.941	190	232
2	1:51.892	39.462	220	38.334	179	34.096	49	253	5	1:43.502	36.924	224	37.730	182	28.848	189	232
3	6:28.536	5:20.722	214	38.685	177	29.129	189		6	1:48.393	36.913	223	38.139	177	33.341	48	233





Blancpain GT World Challenge

Sector List Qualifying 2

Provisional



Hungaroring, Length: 4381m

Air temperature: 20.81°C

Track temperature: 21.14°C

Weather condition: Dry

Saturday, September 7, 2019 11:00:00

Lap	Time	SE1	SP1	SE2	SP2	SE3	SP3	TSP	Lap	Time	SE1	SP1	SE2	SP2	SE3	SP3	TSP
444 Scholze, DEU / Triller, DEU									theoretical besttime: 1:45.140								
1	4:01.483	2:41.993	206	46.427	170	33.063	187		6	4:55.346	3:31.518	208	46.014	160	37.814	190	
2	1:46.328	37.690	217	39.163	178	29.475	188	232	7	1:46.175	37.517	218	38.938	165	29.720	189	232
3	1:45.660	37.407	221	38.937	178	29.316	188	229	8	1:48.331	37.684	216	39.120	174	31.527	188	231
4	1:45.464	37.265	218	38.890	177	29.309	189	230	9	1:45.402	37.490	219	38.566	176	29.346	190	232
5	1:50.315	37.392	220	38.655	177	34.268	49	231									
519 Hamaguchi, JPN / Keen, GBR									theoretical besttime: 1:43.412								
1	1:54.536	44.770	205	40.317	171	29.449	190		4	1:49.018	37.062	225	37.978	176	33.978	49	233
2	1:44.257	37.206	222	38.221	177	28.830	191	230	5	11:27.267	10:13.064	218	39.926	140	34.277	49	
3	1:43.416	36.828	220	37.754	178	28.834	189	234	6	2:55.773	1:38.986	215	41.404	173	35.383	49	
555 Menchaca, MEX / Proto, USA									theoretical besttime: 1:43.351								
1	2:18.960	1:06.441	209	40.678	173	31.841	189		6	1:48.862	36.983	222	38.280	178	33.599	49	230
2	1:45.223	37.389	220	38.625	177	29.209	190	230	7	3:39.948	2:29.973	211	40.085	174	29.890	190	
3	1:44.162	36.906	222	38.155	179	29.101	191	232	8	1:43.676	36.967	223	37.934	180	28.775	191	231
4	1:49.004	37.074	216	42.118	168	29.812	191	232	9	1:43.472	36.751	223	37.825	180	28.896	190	231
5	1:44.327	37.083	219	38.152	179	29.092	189	230	10	1:45.437	36.912	222	39.238	172	29.287	190	231
563 Mapelli, CHE / Caldarelli, ITA									theoretical besttime: 1:43.388								
1	4:31.821	3:18.892	215	42.047	176	30.882	189		5	6:51.728	5:44.189	216	38.649	178	28.890	189	
2	1:43.603	36.831	223	37.860	180	28.912	191	231	6	1:43.297	36.803	224	37.661	180	28.833	191	231
3	1:43.712	36.770	224	37.953	174	28.989	189	233	6	1:43.500	36.738	225	37.760	180	29.002	190	232
4	1:48.715	36.857	222	38.037	175	33.821	49	233									

