

Blancpain GT World Challenge

Sector List Qualifying 1

Provisional



Hungaroring, Length: 4381m
Air temperature: 20.88°C
Track temperature: 20.3°C
Weather condition: Wet

Saturday, September 7, 2019 10:30:00

Lap	Time	SE1	SP1	SE2	SP2	SE3	SP3	TSP	Lap	Time	SE1	SP1	SE2	SP2	SE3	SP3	TSP
1 Perez Companc, ARG / Vanthoor, BEL									theoretical besttime: 1:44.335								
1	4:13.141	2:54.527	194	43.729	170	34.885	187		6	1:51.049	37.497	217	39.318	175	34.234	49	230
2	1:57.598	38.736	208	43.765	167	35.097	188	229	7	3:50.617	2:34.599	212	40.559	175	35.459	189	
3	1:44.764	37.363	219	38.209	176	29.192	187	230	8	1:46.832	37.791	219	38.762	177	30.279	190	229
4	1:44.674	37.194	221	38.046	175	29.434	187	231	9	1:52.172	37.097	222	38.497	177	36.578	49	231
5	1:44.750	37.348	220	38.193	178	29.209	188	228									

2 Weerts, BEL / Mies, DEU									theoretical besttime: 1:43.956								
1	2:39.624	1:27.949	192	41.556	174	30.119	188		6	1:48.876	37.303	222	37.948	176	33.625	46	231
2	1:53.039	38.551	206	38.492	175	35.996	188	230	7	4:33.540	3:26.220	218	37.990	176	29.330	189	
3	1:44.879	37.377	219	37.970	176	29.532	187	231	8	1:44.034	37.014	224	37.946	178	29.074	189	232
4	1:56.658	37.436	218	48.561	177	30.661	189	231	9	1:44.857	37.652	222	38.027	175	29.178	188	232
5	1:44.663	37.290	220	38.137	176	29.236	188	231	10	1:44.431	37.208	222	37.868	176	29.355	189	232

4 Stolz, DEU / Engel, DEU									theoretical besttime: 1:43.151								
1	4:22.460	3:13.097	188	40.190	179	29.173	189		6	4:50.270	3:41.109	210	39.259	181	29.902	190	
2	1:44.490	37.410	218	37.873	180	29.207	181	230	7	1:43.270	36.899	222	37.518	181	28.853	190	232
3	1:47.230	37.741	219	37.859	180	31.630	189	227	8	1:43.253	36.780	224	37.577	180	28.896	191	233
4	1:43.769	36.977	223	37.658	181	29.134	189	231	9	1:53.558	36.847	224	37.750	179	38.961	45	233
5	1:52.044	37.182	218	38.936	179	35.926	43	231									

5 Schramm, DEU / Green, GBR									theoretical besttime: 1:44.182								
1	3:23.853	2:03.640	180	41.859	155	38.354	185		6	1:50.324	37.673	216	38.847	178	33.804	49	227
2	1:45.946	37.573	218	38.821	177	29.552	184	227	7	3:41.194	2:30.852	207	40.419	174	29.923	186	
3	1:44.900	37.543	217	38.237	178	29.120	183	228	8	1:44.794	37.393	220	37.947	174	29.454	184	228
4	1:45.079	37.465	219	38.258	175	29.356	183	227	9	1:44.418	37.232	221	37.864	176	29.322	185	228
5	1:44.752	37.198	219	38.127	174	29.427	182	228	10	1:44.498	37.268	220	37.924	175	29.306	185	229

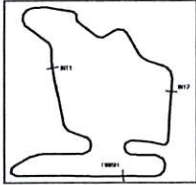
10 Tunjo, COL / Breukers, NLD									theoretical besttime: 1:44.181								
1	2:59.677	1:47.233	171	42.086	169	30.358	183		5	1:49.156	37.283	219	38.013	173	33.860	48	230
2	1:47.102	38.785	206	38.938	179	29.379	187	225	6	6:34.660	5:18.548	197	40.430	168	35.682	186	
3	1:44.263	37.160	219	37.698	178	29.405	187	230	7	1:51.228	37.155	220	40.764	116	33.309	189	228
4	1:47.022	37.794	206	39.249	175	29.979	187	229	8	1:44.721	37.104	220	37.938	172	29.679	187	231

11 Hutchison, GBR / Vervisch, BEL									theoretical besttime: 1:44.517								
1	4:17.649	3:02.428	197	40.609	172	34.612	184		5	1:49.121	37.351	221	38.117	176	33.653	49	230
2	1:46.386	37.974	213	38.920	174	29.492	187	231	6	2:38.351	1:30.459	217	38.356	176	29.536	188	
2	1:45.324	37.404	219	38.514	177	29.406	183	230	7	1:44.517	37.181	222	38.024	179	29.312	189	230
3	1:45.622	37.444	218	38.680	176	29.498	188	229	8	1:44.751	37.208	222	38.171	178	29.372	189	230
4	1:45.452	37.390	220	38.513	172	29.549	187	230	9	1:53.887	37.270	223	38.553	171	38.064	49	231

17 Gamble, GBR / Davies, AUS									theoretical besttime: 1:43.921								
1	2:31.042	1:22.166	198	39.510	174	29.366	187		6	6:38.926	5:27.651	209	39.130	176	32.145	189	
2	1:45.477	38.003	215	38.136	176	29.338	187	229	7	1:43.921	36.966	222	37.827	177	29.128	188	231
3	1:44.851	37.524	218	37.939	176	29.388	187	231	8	1:44.106	36.976	223	37.947	177	29.183	189	231
4	1:44.349	37.253	219	37.860	174	29.236	187	230	9	1:49.917	37.141	222	37.978	177	34.798	49	232
5	1:50.879	37.224	222	38.728	171	34.927	49	230									

23 Panis, FRA / Haworth, GBR									theoretical besttime: 1:43.901								
1	2:01.722	48.967	184	42.495	173	30.260	187		6	1:51.620	37.374	221	38.975	175	35.271	49	233
2	1:50.940	37.523	219	38.736	176	34.681	189	231	7	4:10.223	2:59.688	216	39.305	160	31.230	189	
3	1:45.057	37.525	219	38.215	178	29.317	188	234	8	1:44.366	37.152	225	38.081	177	29.133	188	233
4	1:44.749	37.237	222	38.310	177	29.202	188	234	9	1:43.931	36.893	225	37.875	178	29.163	188	234
5	1:44.928	37.183	223	38.208	177	29.537	186	234	10	1:46.868	36.960	226	38.115	177	31.793	187	234





Blancpain GT World Challenge

Sector List Qualifying 1

Provisional



Hungaroring, Length: 4381m
Air temperature: 20.88°C
Track temperature: 20.3°C
Weather condition: Wet

Saturday, September 7, 2019 10:30:00

Lap	Time	SE1	SP1	SE2	SP2	SE3	SP3	TSP	Lap	Time	SE1	SP1	SE2	SP2	SE3	SP3	TSP
24 Ortellì, MCO / Boccolacci, FRA									theoretical besttime: 1:44.168								
1	3:11.449	1:53.010	97	44.386	170	34.053	186		5	2:50.240	1:39.172	210	41.163	164	29.905	188	
2	1:52.936	39.532	197	43.687	168	29.717	187	228	6	1:44.335	37.301	219	37.866	180	29.168	188	228
3	1:45.838	37.634	216	38.992	176	29.212	187	230	7	1:46.210	37.134	220	38.058	175	31.018	177	231
4	1:45.205	37.319	218	38.654	177	29.232	189	230	8	1:46.204	37.508	219	38.163	176	30.533	190	225
5	1:49.608	37.298	218	38.800	172	33.510	49	231	9	1:44.983	37.183	220	38.276	179	29.524	186	231

25 Gachet, FRA / Haase, DEU									theoretical besttime: 1:43.486								
1	3:16.613	1:59.523	196	41.470	161	35.620	186		7	2:34.167	1:24.521	211	40.021	177	29.625	189	
2	1:45.045	37.661	216	38.088	176	29.296	188	229	8	1:43.786	37.090	220	37.675	176	29.021	189	230
3	1:47.207	37.346	219	38.192	178	31.669	187	230	9	1:43.682	36.790	221	37.863	179	29.029	188	231
4	1:44.613	37.312	219	37.999	175	29.302	188	230	10	1:43.948	36.813	222	38.027	178	29.108	188	231
5	1:44.396	37.165	219	37.906	176	29.325	188	230	11	1:49.325	36.862	221	38.204	176	34.259	45	231
6	1:48.565	37.320	219	38.200	176	33.045	47	230									

26 Palette, FRA / Winkelhock, DEU									theoretical besttime: 1:44.316								
1	3:33.632	2:21.006	195	40.868	171	31.758	188		6	1:44.703	37.248	218	38.032	172	29.423	186	230
2	1:49.501	38.118	215	39.518	175	31.865	186	230	7	1:49.232	37.549	216	38.908	177	32.775	49	229
3	1:45.243	37.732	213	38.352	177	29.159	187	230	8	2:37.475	1:27.536	216	39.158	169	30.781	187	
4	1:44.703	37.443	219	38.149	176	29.111	187	230	9	1:53.786	37.418	221	40.406	104	35.962	187	231
5	1:44.599	37.342	219	38.221	178	29.036	187	229	10	1:50.853	37.410	220	38.238	175	35.205	46	230

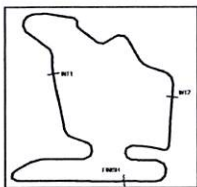
52 Machiels, BEL / Bertolini, ITA									theoretical besttime: 1:45.425								
1	5:47.161	4:33.199	203	41.384	176	32.578	187		6	1:50.895	40.848	213	40.405	168	29.642	189	230
2	1:46.785	38.128	213	39.328	175	29.329	185	230	7	1:50.908	37.622	219	42.564	162	30.722	186	232
3	1:45.573	37.472	216	38.826	175	29.275	190	230	8	1:46.894	37.751	219	39.092	178	30.051	189	231
4	1:45.571	37.618	218	38.685	179	29.268	188	232	9	1:46.234	37.706	218	38.977	175	29.551	189	233
5	1:45.849	37.511	220	38.750	175	29.588	187	230									

54 Roda, ITA / Müller, DEU									theoretical besttime: 1:44.543								
1	3:27.686	2:16.480	197	41.201	169	30.005	186		6	3:54.961	2:45.848	214	39.571	175	29.542	188	
2	2:00.116	37.935	214	52.448	171	29.733	187	229	7	1:45.554	37.386	221	38.825	174	29.343	189	231
3	1:46.223	37.782	216	39.133	173	29.308	189	230	8	1:45.032	37.139	221	38.620	178	29.273	189	230
4	1:45.411	37.420	219	38.599	178	29.392	189	231	9	1:44.896	37.017	221	38.253	177	29.626	189	230
5	1:50.713	37.304	219	38.591	174	34.818	48	230									

55 Schothorst, NLD / Foster, GBR									theoretical besttime: 1:43.753								
1	4:04.872	2:51.026	203	40.169	175	33.677	187		6	4:19.290	3:09.437	213	39.746	176	30.107	188	
2	1:44.659	37.417	216	38.088	176	29.154	182	229	7	1:43.753	36.842	220	37.935	176	28.976	188	230
3	1:48.669	37.301	219	41.303	173	30.065	186	228	8	1:43.990	36.892	221	37.923	175	29.175	188	229
4	1:44.171	36.977	219	38.088	171	29.106	186	229	8	1:43.989	36.863	221	38.012	171	29.114	186	231
5	1:52.901	38.218	196	40.046	166	34.637	49	231									

56 Drudi, ITA / Dontje, NLD									theoretical besttime: 1:43.833								
1	3:50.234	2:36.153	196	40.328	176	33.753	184		5	1:50.354	37.434	206	39.082	177	33.838	50	233
2	1:45.287	37.807	214	38.405	176	29.075	188	228	6	5:43.315	4:26.857	193	40.598	174	35.860	187	
3	1:51.288	38.565	198	42.094	174	30.629	189	232	7	1:44.235	37.196	220	37.977	176	29.062	189	230
4	1:44.398	37.304	218	38.062	174	29.032	189	231	8	1:43.833	37.035	222	37.774	175	29.024	188	232

62 Vainio, FIN / de Sadeleer, CHE									theoretical besttime: 1:43.635								
1	2:41.390	1:27.219	174	43.449	165	30.722	186		7	1:50.585	37.596	200	39.332	176	33.657	49	233
2	1:47.674	38.120	208	39.093	175	30.461	190	229	8	2:48.750	1:37.516	202	39.804	176	31.430	189	
3	1:47.904	37.792	214	38.685	176	31.427	189	234	9	1:43.932	37.148	220	37.847	179	28.937	190	232
4	1:44.681	37.228	218	38.083	175	29.370	189	233	10	1:44.035	37.235	220	37.638	176	29.162	191	234
5	1:46.904	37.418	217	38.152	178	31.334	190	234	11	1:43.815	37.060	223	37.779	177	28.976	190	235
6	1:44.428	37.458	218	37.875	178	29.095	189	233									



Blancpain GT World Challenge

Sector List Qualifying 1

Provisional



Hungaroring, Length: 4381m
Air temperature: 20.88°C
Track temperature: 20.3°C
Weather condition: Wet

Saturday, September 7, 2019 10:30:00

Lap	Time	SE1	SP1	SE2	SP2	SE3	SP3	TSP	Lap	Time	SE1	SP1	SE2	SP2	SE3	SP3	TSP
63 Bortolotti, ITA / Engelhart, DEU									theoretical besttime: 1:43.333								
1	6:46.045	5:37.543	204	39.266	178	29.236	188		5	1:54.114	37.728	212	41.322	173	35.064	49	233
2	1:43.700	36.931	219	37.711	180	29.058	185	231	6	3:08.027	1:48.586	102	43.868	172	35.573	188	
3	1:43.729	37.065	221	37.790	180	28.874	189	230	7	1:47.352	37.566	215	38.543	180	31.243	190	231
4	1:43.408	36.797	223	37.786	180	28.825	189	232	8	1:50.793	37.027	222	37.960	181	35.806	49	232

66 van der Linde, ZAF / Schmid, AUT									theoretical besttime: 1:43.378								
1	3:08.820	1:52.564	190	40.710	176	35.546	188		6	4:40.896	3:29.233	204	41.006	174	30.657	181	
2	1:44.998	37.951	216	38.241	180	28.806	188	230	7	2:05.208	38.867	200	42.516	121	43.825	188	225
3	1:43.702	37.106	219	37.718	179	28.878	188	231	8	1:50.169	37.002	222	37.854	179	35.313	188	231
4	1:49.284	38.003	189	41.051	176	30.230	187	231	9	1:43.612	36.854	222	37.770	180	28.988	188	231
5	1:47.989	37.109	221	37.783	179	33.097	48	231									

76 Collard, GBR / Kirchhöfer, DEU									theoretical besttime: 1:43.382								
1	4:08.897	2:55.057	192	42.395	167	31.445	186		5	1:49.450	37.241	218	38.607	177	33.602	49	233
2	1:45.984	38.426	216	38.635	178	29.223	187	230	6	3:01.108	1:49.616	215	39.341	171	32.151	190	
2	1:44.745	37.549	219	38.062	177	29.134	189	232	7	1:43.644	37.114	221	37.608	178	28.922	189	233
3	1:50.506	37.162	218	38.490	141	34.854	190	233	8	1:43.611	36.852	223	37.693	178	29.066	189	233
4	1:44.054	37.200	219	37.758	179	29.096	189	233	9	1:49.727	37.050	223	37.655	178	35.022	49	234

87 Beaubelique, FRA / Pla, FRA									theoretical besttime: 1:45.907								
1	4:25.441	3:06.076	156	46.504	148	32.861	182		6	1:52.885	37.869	216	38.782	175	36.234	37	228
2	1:54.406	39.649	209	40.178	172	34.579	183	225	7	3:13.169	1:55.448	168	42.476	159	35.245	185	
3	1:48.401	38.517	214	40.180	177	29.704	187	226	8	1:46.646	37.587	219	38.921	173	30.138	187	227
4	1:46.929	37.812	218	39.544	176	29.573	186	228	9	1:47.664	37.552	220	39.506	156	30.606	187	229
5	1:46.402	37.825	216	38.844	175	29.733	186	228									

88 Marciello, ITA / Abril, MCO									theoretical besttime: 1:43.036								
1	5:16.517	3:59.905	200	45.374	175	31.238	187		5	4:50.520	3:40.204	194	40.695	175	29.621	189	
2	1:43.963	37.345	218	37.703	179	28.915	188	229	6	1:43.512	37.220	221	37.444	181	28.848	188	229
3	1:43.600	37.016	220	37.631	179	28.953	188	229	7	1:43.049	36.859	222	37.329	181	28.861	188	229
4	1:57.795	38.979	186	41.129	169	37.687	48	230	8	1:52.912	36.933	222	38.201	170	37.778	48	230

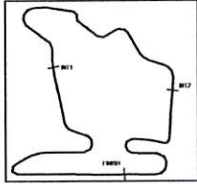
89 Neubauer, FRA / Bastian, DEU									theoretical besttime: 1:43.609								
1	3:45.521	2:28.949	205	41.723	168	34.849	186		6	4:11.090	3:01.287	204	39.547	180	30.256	190	
2	1:49.571	37.938	213	41.452	178	30.181	188	227	7	1:47.186	37.160	221	38.132	178	31.894	189	229
3	1:44.747	37.469	219	38.173	179	29.105	188	229	8	1:43.665	36.955	222	37.631	179	29.079	188	229
4	1:44.300	37.252	219	38.025	178	29.023	187	229	9	1:52.354	37.132	222	38.886	172	36.336	49	230
5	1:49.670	37.335	220	38.202	178	34.133	48	229									

90 Boguslavskiy, RUS / Fraga, BRA									theoretical besttime: 1:43.620								
1	3:42.489	2:27.881	187	41.795	173	32.813	187		6	1:50.193	38.090	218	39.174	177	32.929	48	224
2	1:49.569	37.518	217	40.819	173	31.232	189	226	7	3:25.712	2:15.488	213	39.125	173	31.099	189	
3	1:44.531	37.462	219	37.843	175	29.226	187	228	8	1:43.795	37.141	219	37.745	176	28.909	187	228
4	1:44.943	37.646	217	38.103	176	29.194	184	228	9	1:43.997	37.044	221	37.667	176	29.286	187	228
5	1:44.133	37.220	220	37.871	178	29.042	187	227	10	1:43.943	37.087	221	37.850	177	29.006	187	228

333 Salikhov, RUS / Perel, ZAF									theoretical besttime: 1:44.696								
1	8:21.825	7:07.849	180	42.844	175	31.132	187		5	1:45.417	37.174	229	38.686	177	29.557	189	231
2	1:46.581	38.178	212	38.996	175	29.407	188	230	6	1:45.369	37.278	219	38.641	176	29.450	188	238
3	1:44.749	36.952	237	38.588	179	29.209	187	231	7	1:45.070	36.899	236	38.785	176	29.386	190	232
4	1:45.393	37.380	236	38.593	175	29.420	188	232	8	2:01.175	37.023	237	43.928	169	40.224	49	234

444 Scholze, DEU / Triller, DEU									theoretical besttime: 1:45.865								
1	4:25.718	3:13.780	195	41.355	175	30.583	186		6	1:48.832	38.733	209	39.902	176	30.197	188	228
2	1:48.254	38.756	209	39.800	177	29.698	186	228	7	1:46.316	37.544	220	38.917	177	29.855	183	232
3	1:46.883	38.256	215	39.062	177	29.565	186	228	8	1:50.469	40.040	197	40.849	177	29.580	186	230
4	1:55.015	38.921	216	39.981	176	36.113	49	231	9	1:46.062	37.586	221	38.803	176	29.673	186	230





Blancpain GT World Challenge

Sector List Qualifying 1

Provisional



Hungaroring, Length: 4381m

Air temperature: 20.88°C

Track temperature: 20.3°C

Weather condition: Wet

Saturday, September 7, 2019 10:30:00

Lap	Time	SE1	SP1	SE2	SP2	SE3	SP3	TSP	Lap	Time	SE1	SP1	SE2	SP2	SE3	SP3	TSP
5	3:02.195	1:52.983	215	39.694	178	29.518	186										

519 Hamaguchi, JPN / Keen, GBR

theoretical besttime: 1:44.786

1	3:58.533	2:47.014	201	41.579	172	29.940	186		6	1:45.892	37.718	219	38.640	177	29.534	187	229
2	1:47.303	38.294	211	39.379	175	29.630	188	229	7	1:45.087	37.336	222	38.453	179	29.298	188	229
3	1:45.964	37.604	217	39.085	177	29.275	180	231	8	1:44.862	37.118	223	38.393	177	29.351	189	231
4	1:52.613	37.830	216	38.868	176	35.915	46	226	9	1:59.250	37.237	222	42.287	171	39.726	46	232
5	4:29.859	3:20.018	213	40.242	175	29.599	186										

555 Menchaca, MEX / Proto, USA

theoretical besttime: 1:44.031

1	3:18.573	1:56.842	178	44.048	144	37.683	186		6	1:52.470	37.640	212	40.090	175	34.740	49	230
2	1:47.242	38.393	206	39.710	179	29.139	188	228	7	3:47.945	2:37.929	204	39.940	174	30.076	187	
3	1:45.327	37.373	217	38.545	177	29.409	188	231	8	1:44.354	37.116	219	38.157	180	29.081	188	228
4	1:52.057	38.088	191	41.055	143	32.914	188	230	9	1:44.174	36.926	221	38.220	179	29.028	189	230
5	1:44.760	37.210	219	38.492	178	29.058	189	229	10	1:44.160	37.055	222	38.141	177	28.964	188	231

563 Mapelli, CHE / Caldarelli, ITA

theoretical besttime: 1:43.386

1	2:49.923	1:39.081	170	41.118	175	29.724	190		5	8:53.710	7:37.501	203	42.603	179	33.606	191	
2	1:44.182	37.265	217	37.951	180	28.966	188	230	6	1:43.748	36.837	222	37.789	180	29.122	190	232
3	1:43.799	36.992	220	37.821	179	28.986	189	232	7	1:51.532	36.631	223	38.869	154	36.032	49	232
4	1:52.167	38.241	209	39.360	176	34.566	49	233									