

TEAM MANAGERS' BRIEFING

IB
1735

BLANCPAIN



WORLD CHALLENGE

EUROPE



S E A N E D W A R D S T E S T

SAFETY EDUCATION TRAINING

For all new driver

OFFICIAL MAILING LIST



Change of address or new addresses please contact Murielle the secretary in charge of communications at

sporting@sro-motorsports.com

Art 14.3 TEAM MESSAGING App

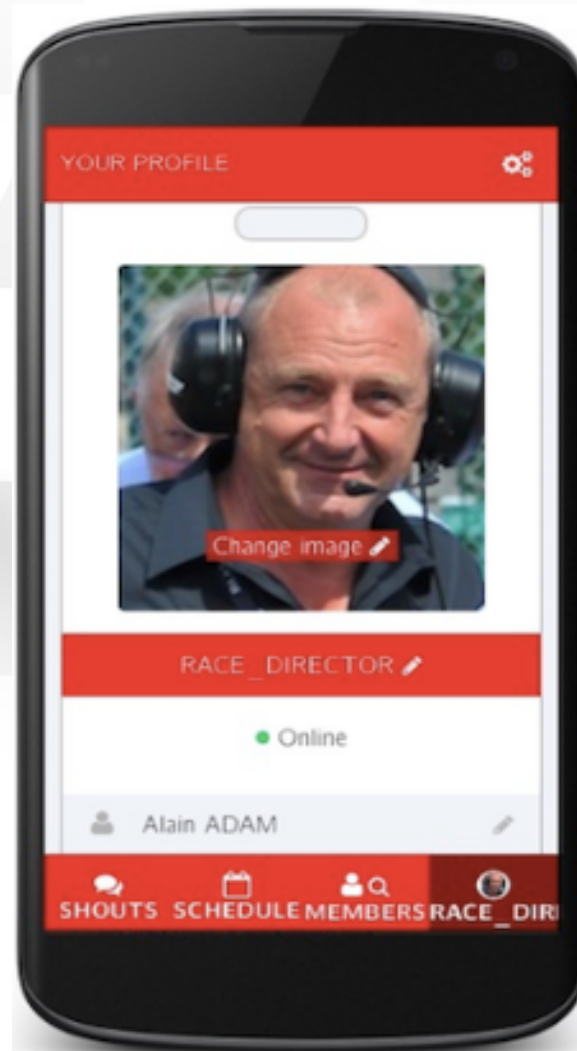
<http://blancpain-gt-series.minsh.com/launch.html>

Summons

Requests

Incident reports

Decisions...



*Only everybody
messages during
the sessions.*

*Do not forget to
record your car
number*

Art 14.5 RACE DIRECTOR RADIO

*Race control Channel 10
468.375*


TEST 10' before each session

Answer "ok" on the team messaging

*In case of issue contact the Pit Lane
manager – Ghislain VERRIEST*



GENERAL INFORMATION

- *Briefing notes: Not on paper - on the notice board*
- *Mecs may carry Only one tyre at a time*
- *No cars in the pit lane - Q & R of other Series*
- *Incidents \neq categories,  PRO Cat deemed at fault.*
- *Flashing head lights Max 3 x between 2 corners*
- *Wheels (warm) to the grid - before pit lane closes*

SD CARDS

At the end of each race

- *safety cards will be collected in Parc-Fermé*
- *pit gantry camera must be brought by the team to the pit lane manager to RD office*



- *Driver facing camera must be on during all sessions and will be collected by the pit lane manager if needed*

Am and Pro-Am Min PIT STOP TIME



Art 20.6 - Bulletin from the stewards 56 seconds

Penalty: drive through

Cars are to leave when ready to race.

Respect the 50 Km/Hr. NO slowing or stopping

Minimum drive through time: 282 m = 20 secs

FAST LANE OPEN

- *Max 5' before session.*
- *On the timing monitors and RD radio*
- *Cars allowed to Pit Exit*
- *Not for the race*
- *In case of Red flag, stop in front of your pit garage*

BOX 8

BOX 18

BOX 28

PIT LANE



FAST LANE

WORKING LANE

START OF ALL SESSIONS 45°

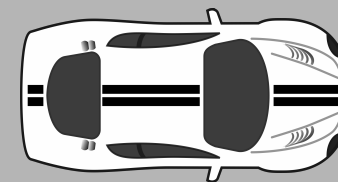

FAST LANE

WORKING LANE

GARAGES



PIT STOP PRCTICE AND RACE



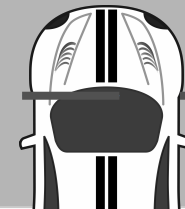
OTHER WORKS



FAST LANE

WORKING LANE

GARAGES



INCIDENT REPORT RAPPORT D'INCIDENT



Event:

Team:

Car number:

Driver:

Car(s) involved:

Time of the incident:

Lap:

Turn:

Description of the incident:

Plan of the incident:

Time – Heure :

Signature :

Race director's comments:

Sent to the stewards at:

To be handed by the entrant to the race director and/or the sporting director at the latest 30 minutes after the chequered flag. This report is not an official protest but purely information for the race director. This report can only be used for requests involving your team cars

A soumettre par le concurrent au directeur de course et/ou au directeur sportif au plus tard 30 minutes après le drapeau à damiers. Ce rapport n'est pas une réclamation officielle et est uniquement utilisé à

REQUEST FORM
FORMULAIRE DE DEMANDE



Date:

Event:

Team:

Numéro de voiture - Start number:

Nom – Name :

Concerne - concerns :

Briefing
Free practice / essais libres
Qualifying / essais qualificatifs
Race / Course

Demande – request :

Time – Heure :

Signature :

Race director's comments:

Sent to the stewards at:

This report can only be used for requests involving your team cars
Ce rapport ne peut être utilisé que pour une demande impliquant une voiture de votre team

DRIVERS' BRIEFING

IB
1735

BLANCPAIN



WORLD CHALLENGE

EUROPE

Zandvoort (NETHERLAND)

Circuit length: 4307 m

Start line offset: -52 m

Pole Position: RIGHT

Int 1 at 1974 m Int 2 at 3009 m

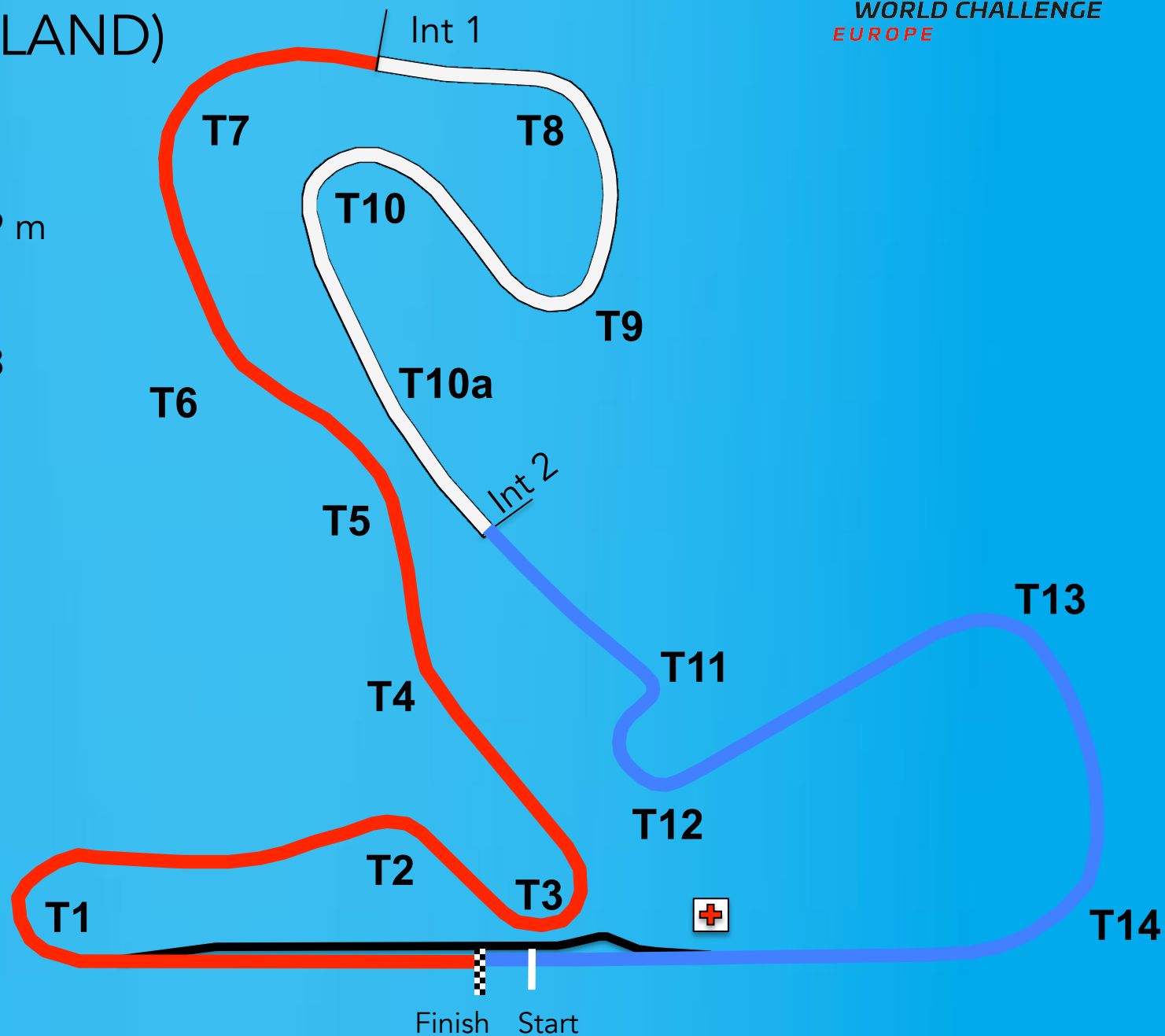
Pit IN to pit OUT: 282 m

Start line up: Turn 12

SC position 1st lap- Before T13

Race- Pit EXIT

Lights Off- T11



LINES

Start Line



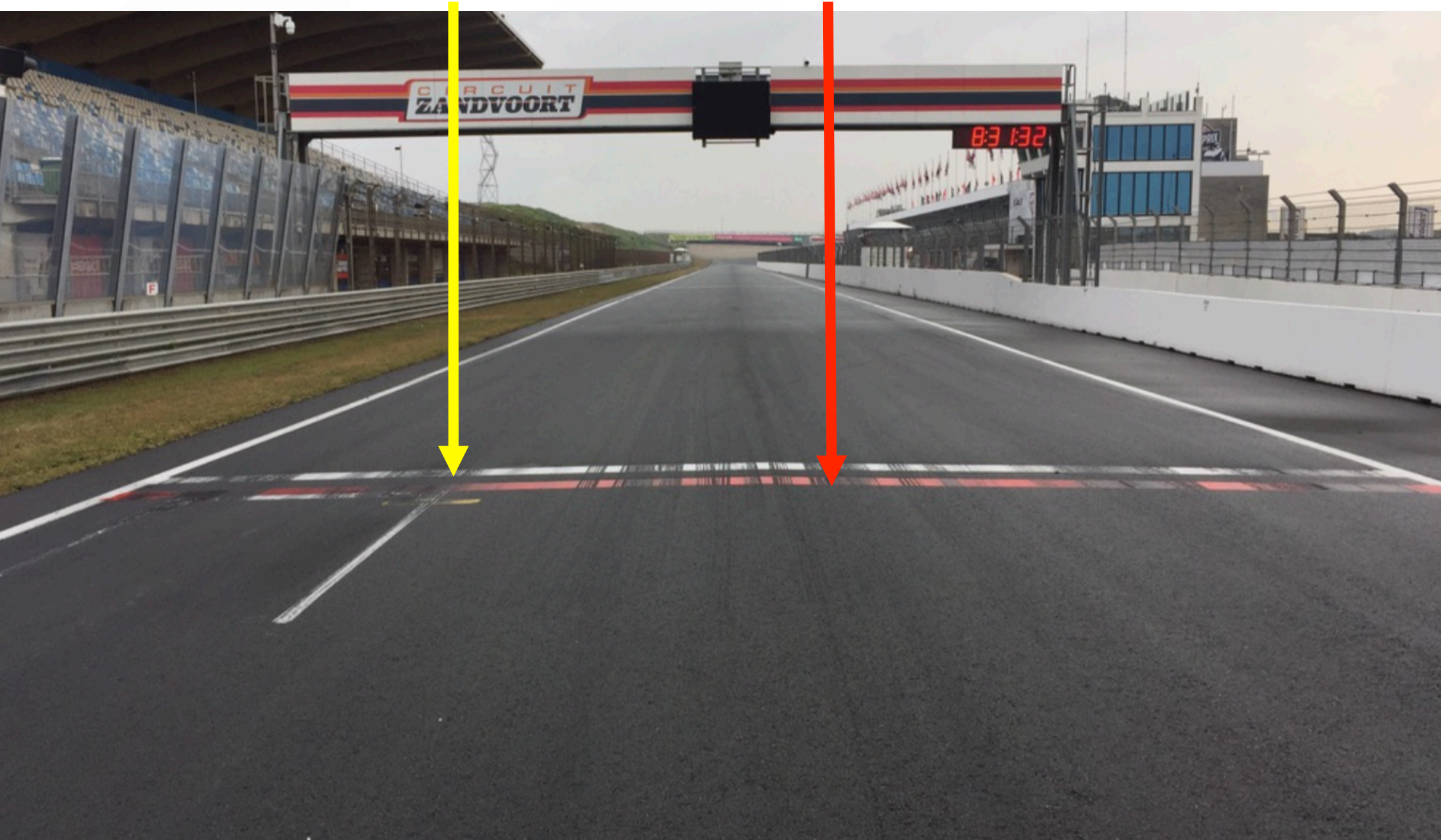
STATE OF ART RACING

180839


Finish Line +
Control line



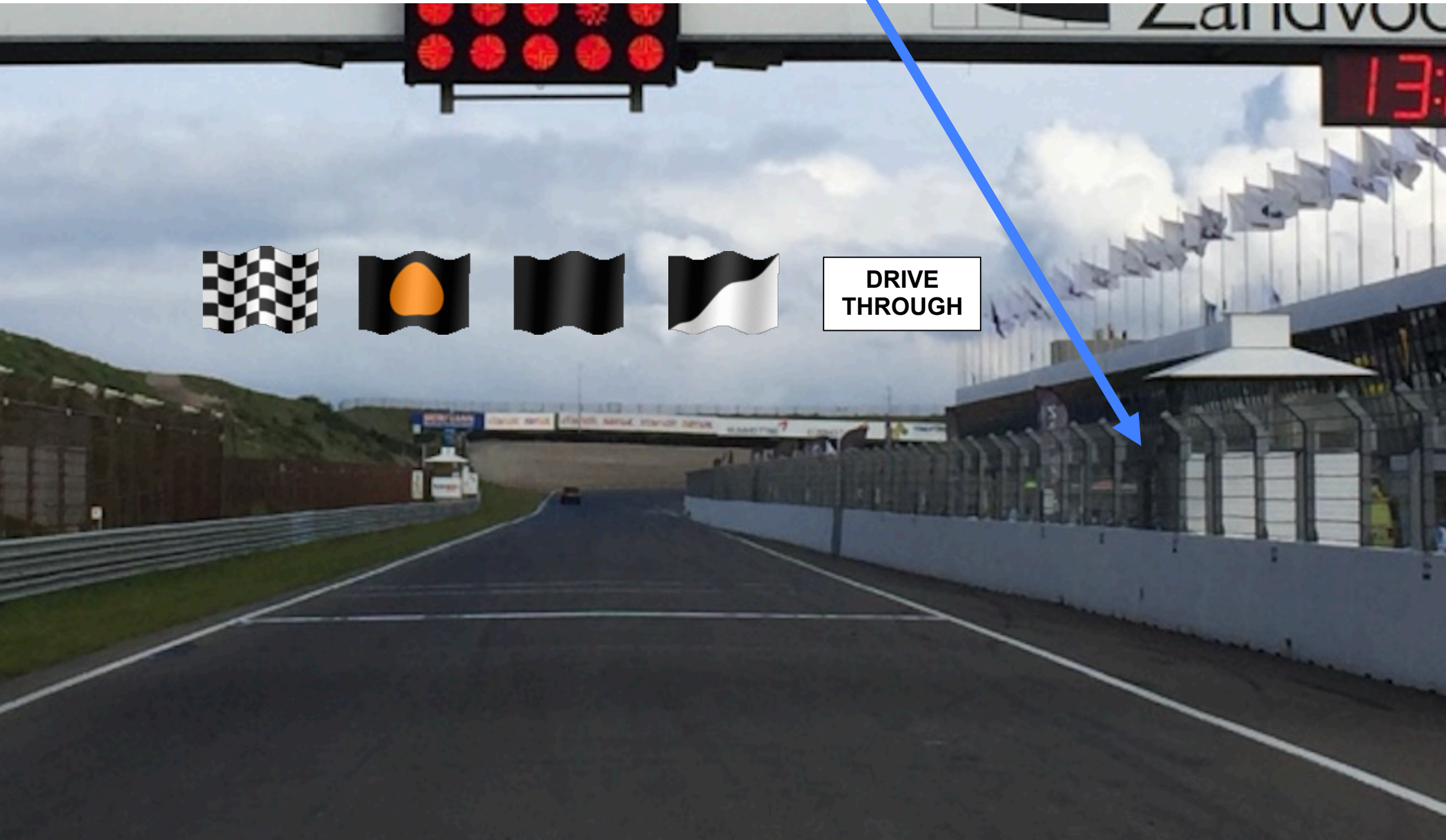
START LINE RED LINE



CONTROL and FINISH LINE

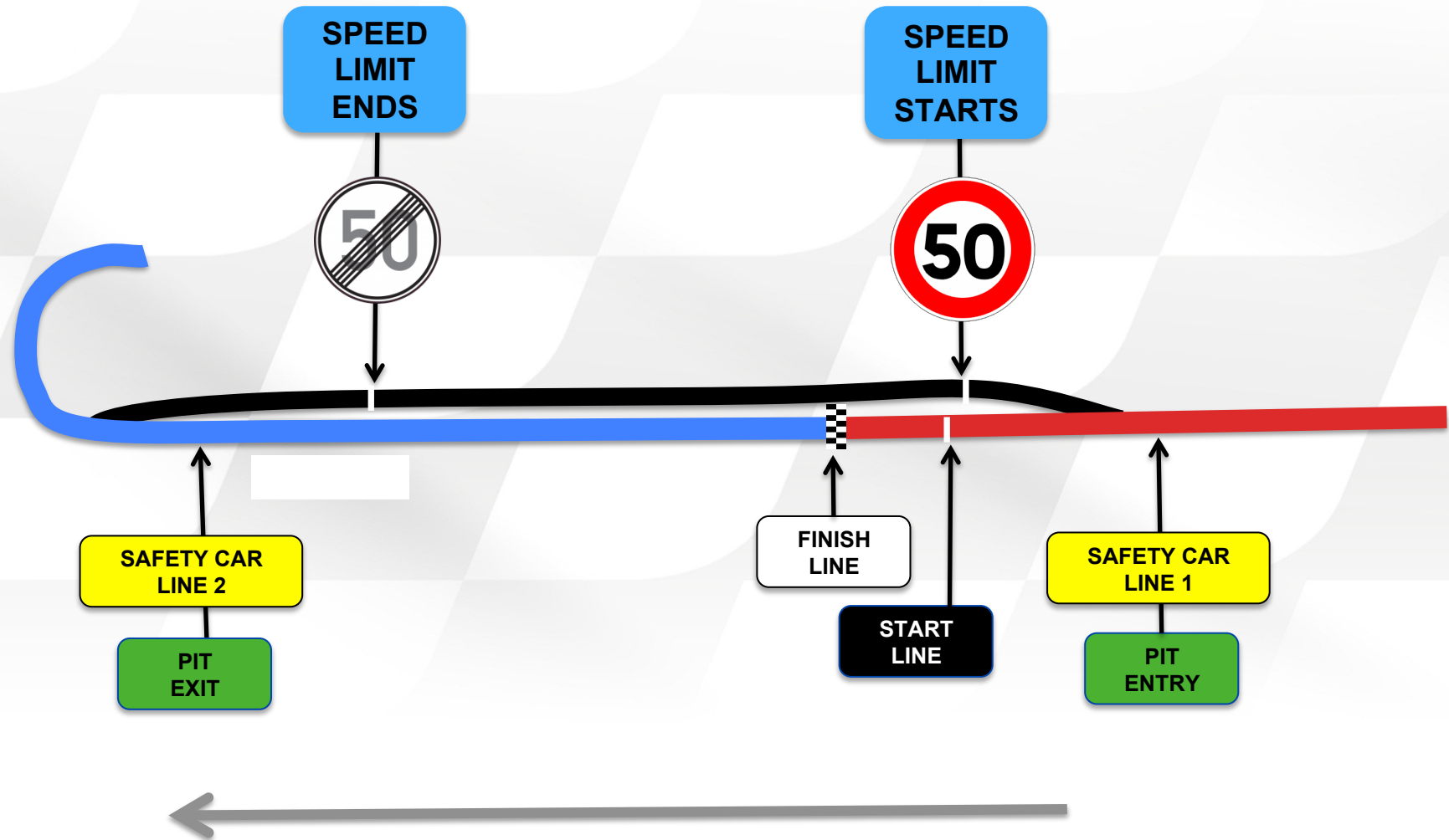


SIGNALING AREA



**DRIVE
THROUGH**

PIT LANE



PIT ENTRY



PIT ENTRY SPEED LIMIT



Drivers in the car

One hand on the steering wheel at all times.

May unplug the radio or disconnect the drinks bottle and other such items,

Keep watching the road ahead while doing any of these things.

May loosen the belts - must remain in contact with the driver (still be properly restrained-ISC app L chap III art 4).

Securely fastened before the car leaves the team's working area

The driver may adjust the belts leaving his pit.


PIT EXIT SPEED LIMIT LINE



PIT EXIT LINE



CIRCUIT LIGHTS



CIRCUIT LIGHTS



Track Limits T11 – T12



Track Limits T11 – T12



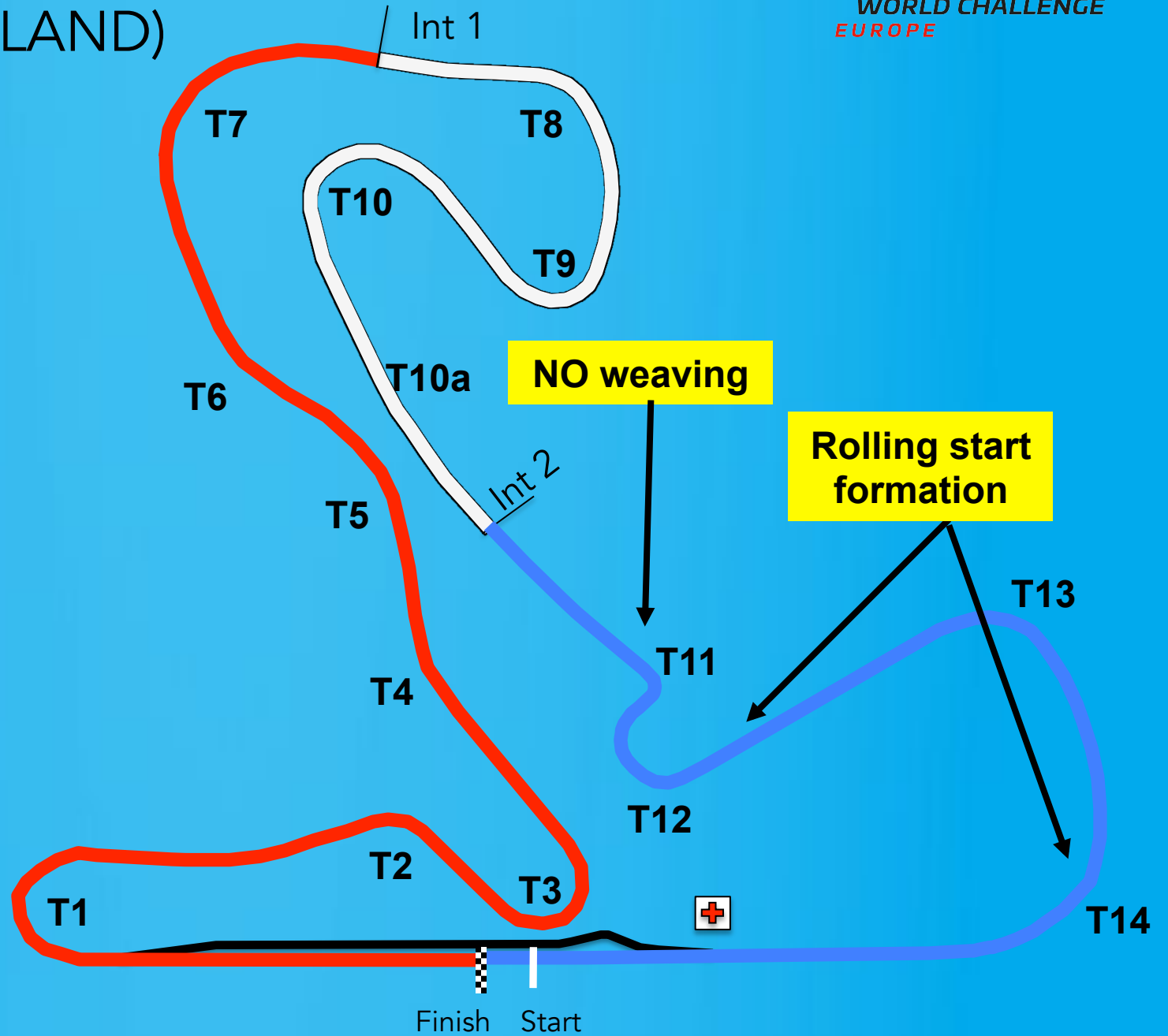
START

Zandvoort (NETHERLAND)

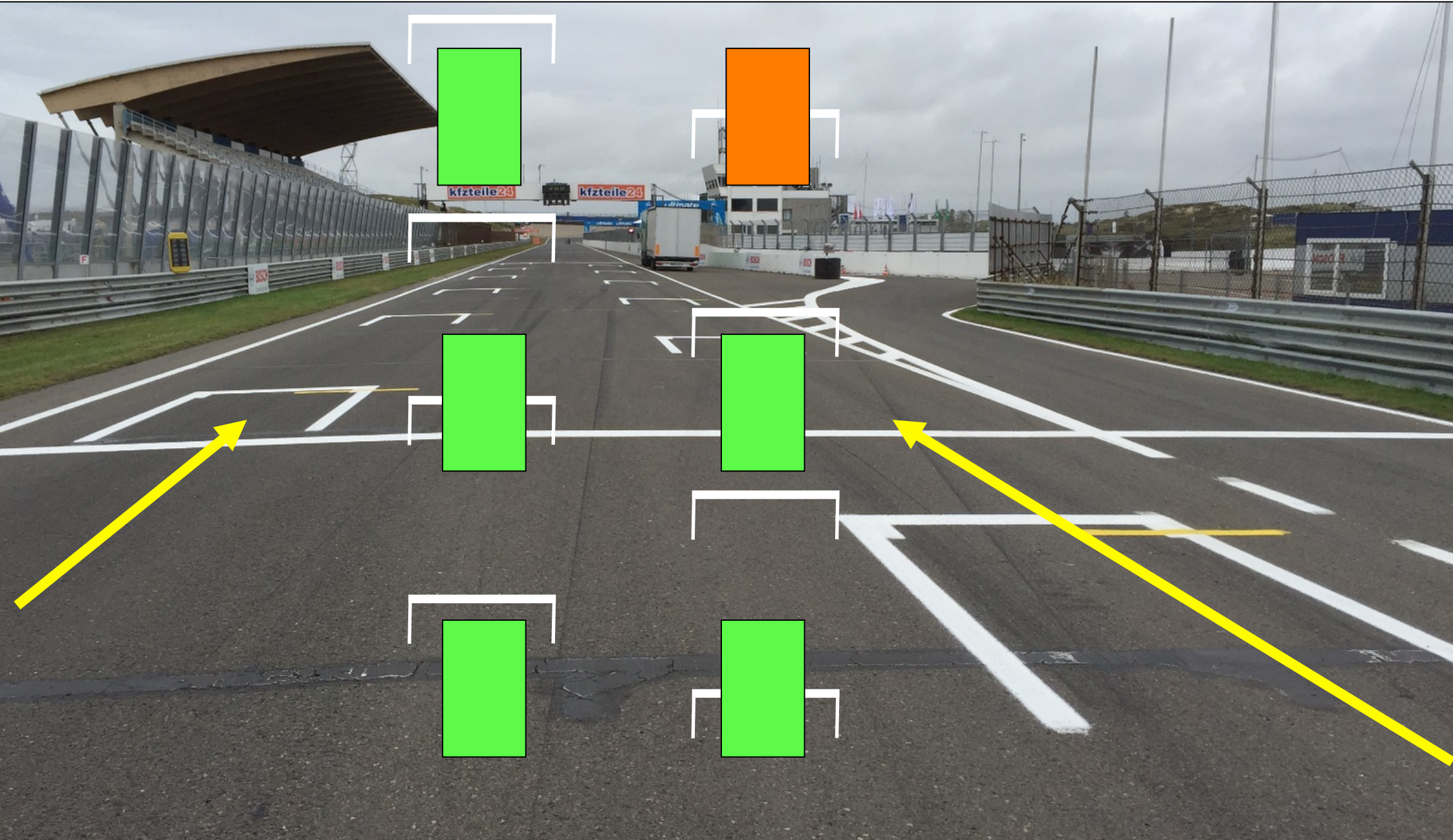
Circuit length: 4307 m

Pole Position: RIGHT


Start line up: Turn 12





ROLLING START



START



START



START

Red lights remains ON
Yellow flag @ all MP
Pole man - tempo



SAFETY CAR

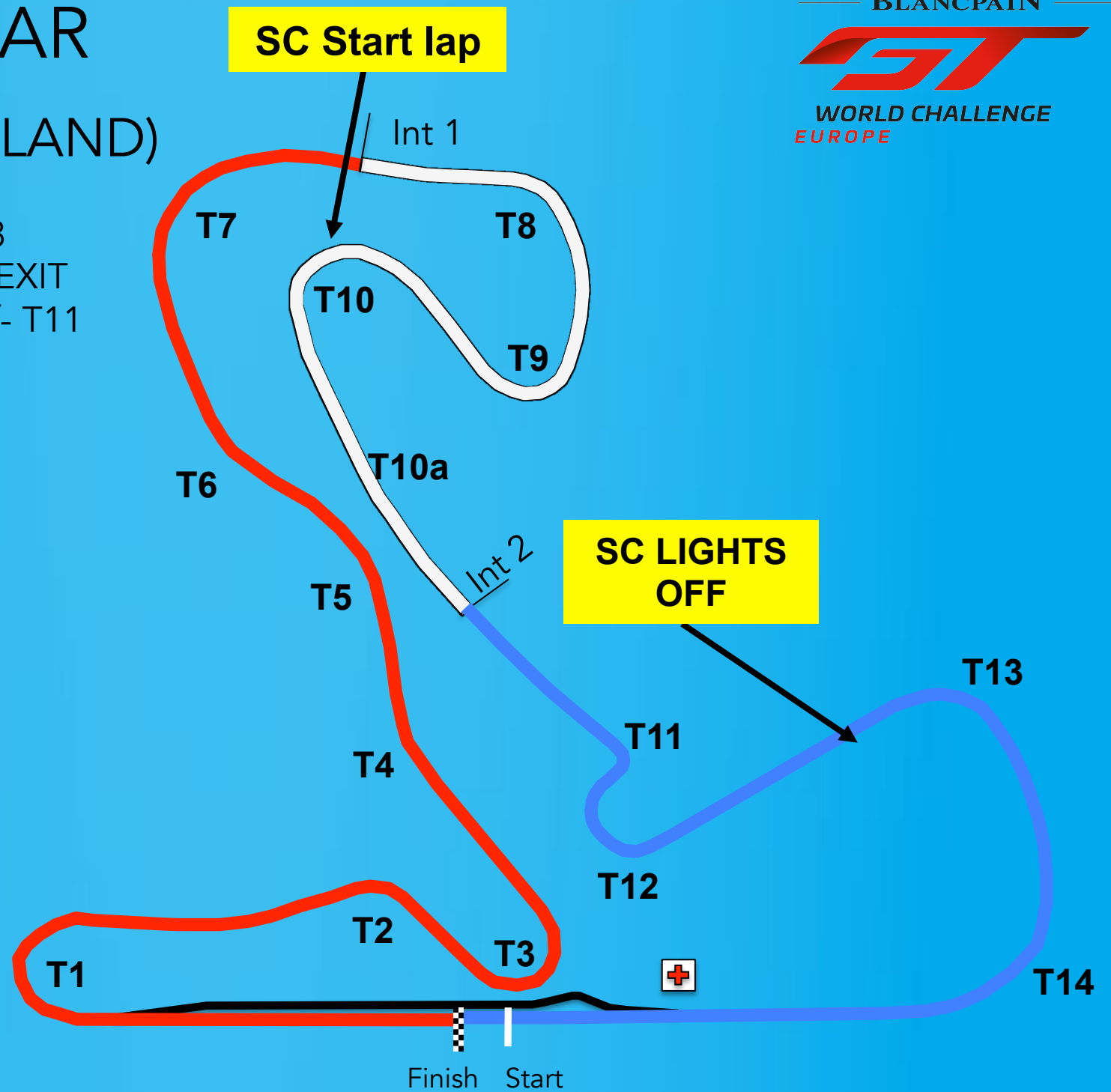
Zandvoort (NETHERLAND)


Circuit length: 4307 m

SC position 1st lap- Before T13

Race- Pit EXIT

Lights Off- T11





FCY

SC

- *Speed 80 Km/Hr*
- *SC always preceded by FCY except during the 3 1st laps*
- *SC get the leader during the FCY*
- *Countdown 20 seconds*
 - *At 10 sec boards & lights – No overtaking*
 - *At 0 sec yellow flags & all cars at 80 Km/Hr*
 - *RESTART in 10 seconds - 5, 4, 3, 2, 1 GREEN*



PROCEDURE

Slow down to 80 Km/Hr - NO overtaking

FP and Qualifying: pit lane – to your pit

Races: Cars to line up in front of the red line

- Teams and officials ONLY

– Parc-Fermé conditions – Restart behind SC

If you enter the pits after the red flag: restart one lap later



PROCEDURE

During the pit window:

- Cars back to the pit*
- Parc-Fermé conditions*
- pit stop permitted, when done PF*
- Marshals will call the cars to line up in the order at the line of the last full lap before the opening of the pit window*

Art 19.8 IN CAR MARSHALING SYSTEM




System OK and STAND BY



*System not OK please check
Connection to RC*

Art 19.8 IN CAR MARSHALING SYSTEM



RED Flag
"BLINKING"



green 10 Secs
then off Standby



FCY in 10 Secs Text blinking
No overtaking

Art 19.8 IN CAR MARSHALING SYSTEM



SAFETY CAR



YELLOW in Sector 1



YELLOW in Sector 2

PARC-FERME



OPENINGS FOR CARS



