

TEAM MANAGERS' BRIEFING

IB
1735

BLANCPAIN



WORLD CHALLENGE

EUROPE

MEDICAL CENTRE



JB
1735
BLANCPAIN



WORLD CHALLENGE
EUROPE

SEAT  **TEST**
S E A N E D W A R D S T E S T

SAFETY EDUCATION TRAINING

For all new driver

OFFICIAL MAILING LIST



Change of address or new addresses please contact Murielle the secretary in charge of communications at

sporting@sro-motorsports.com

Art 14.3 TEAM MESSAGING App

<http://blancpain-gt-series.minsh.com/launch.html>

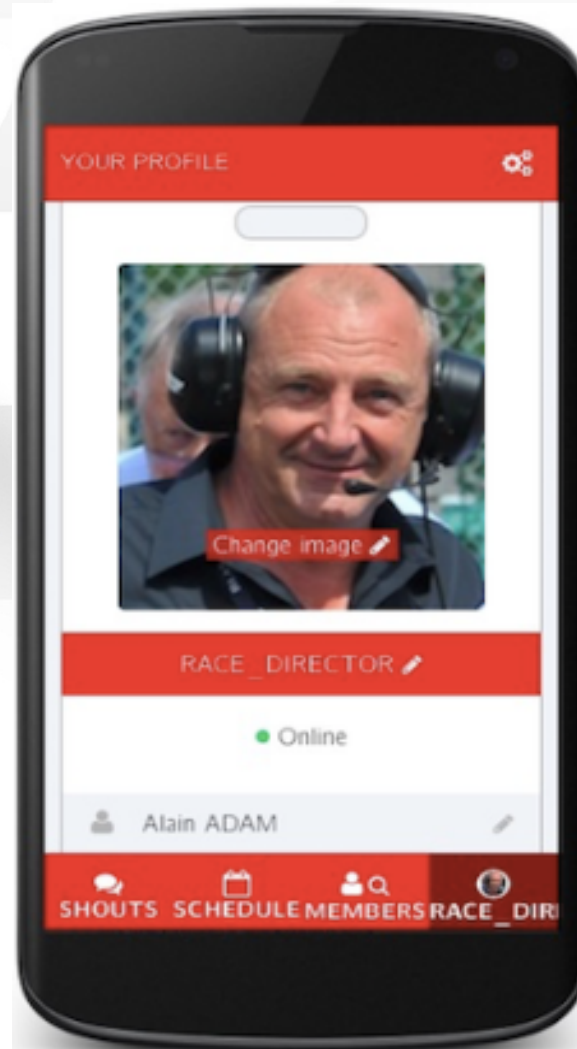
Do not forget to record your car number

Summons

Requests

Incident reports

Decisions...



*Only everybody
messages during
the sessions.*

Art 14.5 RACE DIRECTOR RADIO

*Race control Channel 7
468.1875 / 458.1875*



TEST 10 to 15' before each session

Answer "ok" on the team messaging

*In case of issue contact the Pit Lane
manager – Ghislain VERRIEST*



GENERAL INFORMATION

- *Briefing notes: Not on paper - on the notice board*
- *Mechanics may carry **Only ONE** tyre at a time*
- *No cars in the pit lane - Q & R of other Series*
- *Incidents \neq categories, ↗ PRO Cat deemed at fault.*
- *Flashing head lights Max 3 x between 2 corners*
- *Wheels (warm) to the grid - before pit lane closes*

Art 19.2 INCIDENT CAMERA

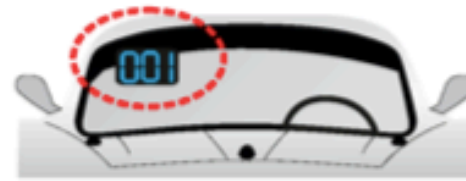
View Steering wheel & front of the car

Connected with BGT Series Data acquisition system

If necessary, Cards will be collected by an official in Parc-Fermé

Art 19.4

LUMIRANK
LED POSITION SYSTEM



... for a exact identification of **POSITION & RANKING** on Race Car's

Different classes - different colours



Display shows Position „over all“ during practice & qualifying



Display shows Driver ID „ between Position



Display shows Position / Driver ID „in class **PRO**“ during **Race**



Display shows Position / Driver ID „in class **PRO-AM**“ during **Race**



Display shows Position / Driver ID „in class **AM**“ during **Race**



Display shows Position Driver ID „in class **NATIONAL**“ during **Race**



Display shows „CAR Start Number“ by fading in PIT/OUT Lap



Display shows „all class Leader“ by flashing during **Race**



JB
1735
BLANCPAIN

GT
WORLD CHALLENGE
EUROPE

Art 19.6 PIT GANTRY CAMERA

ON - before the start of each Q or race

The images may NOT be examined by the teams during the sessions.

After the Races the cards in RD office (room 8) within 10 minutes



Other sessions - random checks by Pit lane officials

Once Parc-Fermé is open, any cards which are not under investigation will be available for collection

Art 19.7 ONBOARD SAFETY CAMERA

The front facing camera must display Class & Car #

*If necessary, Cards will be collected by an official in
Parc-Fermé*

Art 19.3 Driver ID

The driver ID must be changed before the car is correctly changed before the car crosses the pit exit loop.

Art 34.16

Cars must move from their working area to the fast lane prior to exiting the pit lane across the pit lane exit loop.

Art 20.6 Min PIT STOP TIME Am & Pro-Am

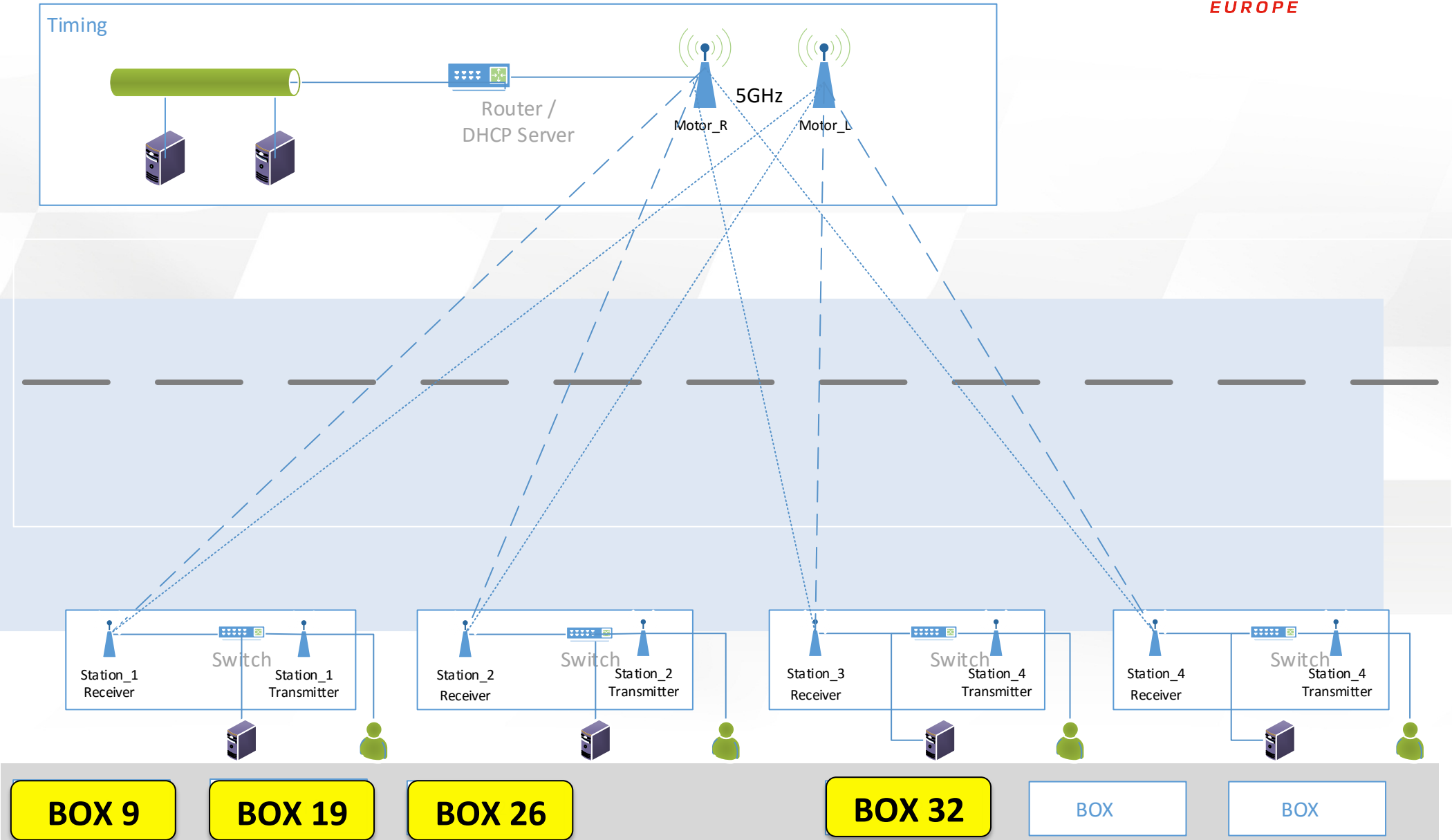
Art 20.6 - Bulletin from the stewards: 76 seconds

Respect the 50 Km/Hr. NO slowing or stopping

Minimum drive through time: 551,6m = 39 Secs

FAST LANE OPEN

- *Max 5' before session.*
- *On the timing monitors and RD radio*
- *Cars allowed to Pit Exit*
- *Not for the race*
- *Except for the race, in case of Red flag, stop in front of your pit garage do not line up at pit exit*



START OF ALL SESSIONS 45°

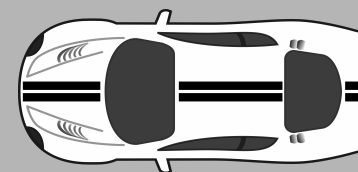

FAST LANE

WORKING LANE

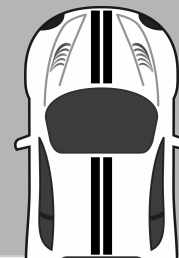

GARAGES



PIT STOP AND RACE



OTHER WORKS



INCIDENT REPORT RAPPORT D'INCIDENT



Event:

Team:

Car number:

Driver:

Car(s) involved:

Time of the incident:

Lap:

Turn:

Description of the incident:

Plan of the incident:

Time – Heure :

Signature :

Race director's comments:

Sent to the stewards at:

To be handed by the entrant to the race director and/or the sporting director at the latest 30 minutes after the chequered flag. This report is not an official protest but purely information for the race director. This report can only be used for requests involving your team cars

A soumettre par le concurrent au directeur de course et/ou au directeur sportif au plus tard 30 minutes après le drapeau à damiers. Ce rapport n'est pas une réclamation officielle et est uniquement utilisé à

REQUEST FORM
FORMULAIRE DE DEMANDE



Date:

Event:

Team:

Numéro de voiture - Start number:

Nom – Name :

Concerne - concerns :

Briefing
Free practice / essais libres
Qualifying / essais qualificatifs
Race / Course

Demande – request :

Time – Heure :

Signature :

Race director's comments:

Sent to the stewards at:

This report can only be used for requests involving your team cars
Ce rapport ne peut être utilisé que pour une demande impliquant une voiture de votre team

DRIVERS' BRIEFING

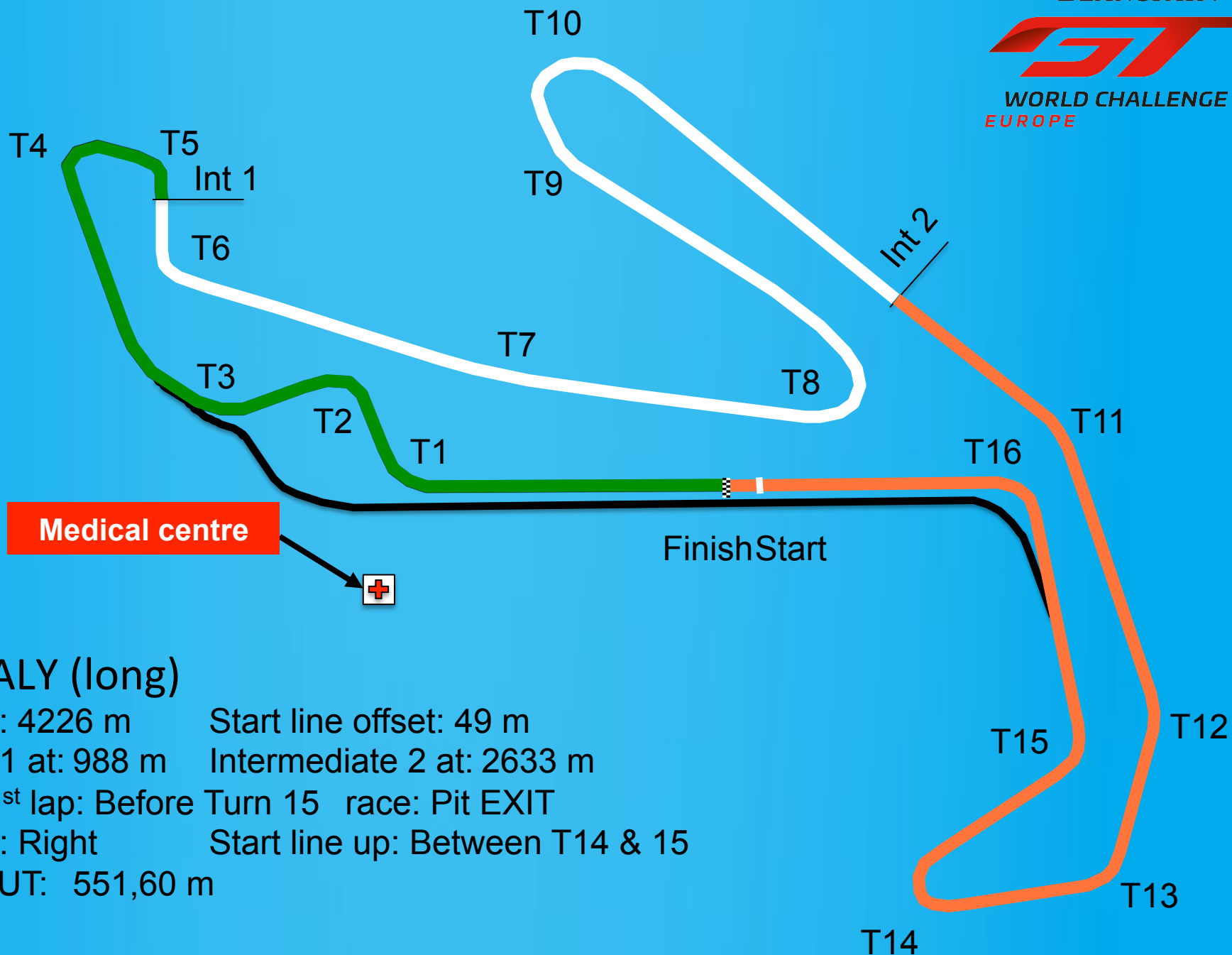
IB
1735

BLANCPAIN



WORLD CHALLENGE

EUROPE



Misano ITALY (long)

Circuit length: 4226 m

Start line offset: 49 m

Intermediate 1 at: 988 m

Intermediate 2 at: 2633 m

SC position 1st lap: Before Turn 15 race: Pit EXIT

Pole Position: Right

Start line up: Between T14 & 15

Pit IN – Pit OUT: 551,60 m


LINES




CONTROL and FINISH LINE



START LINE RED LINE



SIGNALING AREA



PIT ENTRY



PARC FERME



Parc-Fermé After Q2 for selected cars
(others PF inside the pit garages) and all
cars after the races

PIT ENTRY



PIT ENTRY



SPEED LIMIT STARTS



GT
PIT IN
50
km/h

50

Art 66 and 120 Pit Stop

One hand on the steering wheel at all times.

May unplug the radio, disconnect the drinks bottle and other such items,

Keep watching the road ahead.

May loosen the belts - must remain in contact with the driver (still be properly restrained-ISC app L chap III art 4).

Securely fastened before the car leaves the team's working area

The driver may adjust the belts leaving his pit.


PIT LANE LIGHTS (REP)



PIT EXIT



PIT EXIT SPEED LIMIT LINE



Blue flag Pit Exit




PIT EXIT LINE



Blue flag T3




ESCAPE ROAD TURN 1

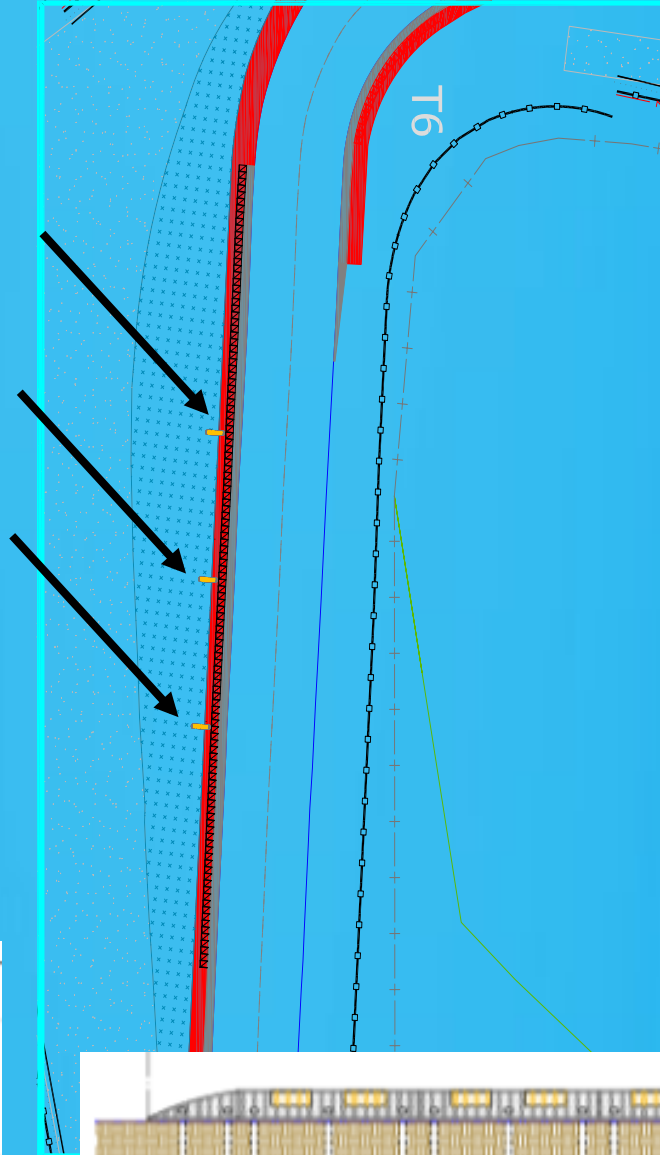


TRACK LIMITS

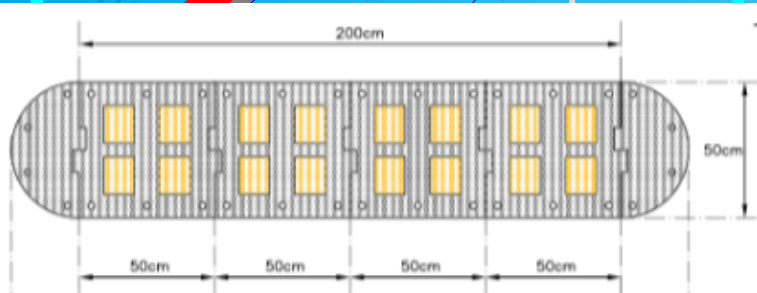

T2



T6



T16



TRACK LIMITS T2

JB
1735
BLANCPAIN



WORLD CHALLENGE
EUROPE



TRACK LIMITS EXIT T6

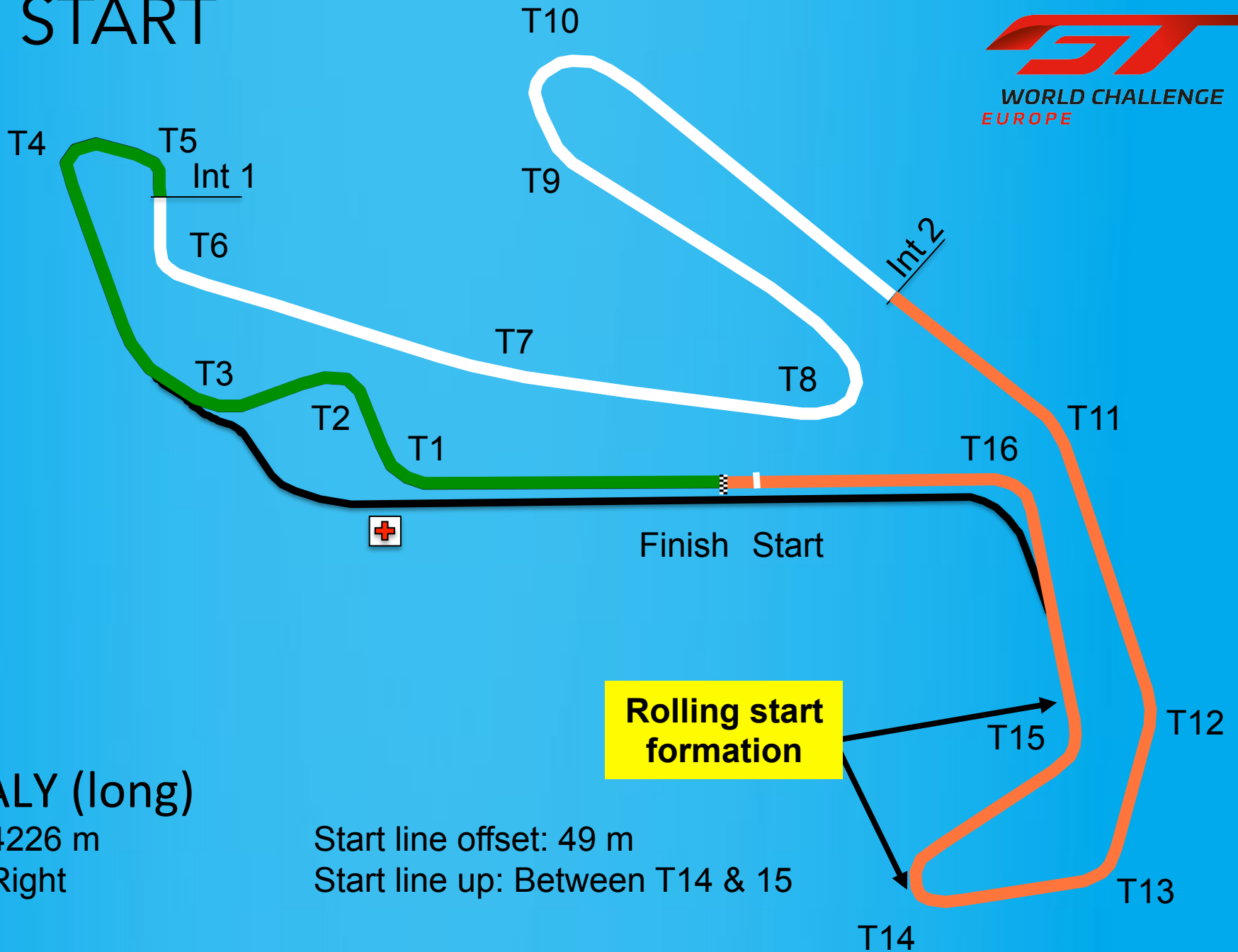
JB
1735
BLANCPAIN



WORLD CHALLENGE
EUROPE



START



Misano ITALY (long)

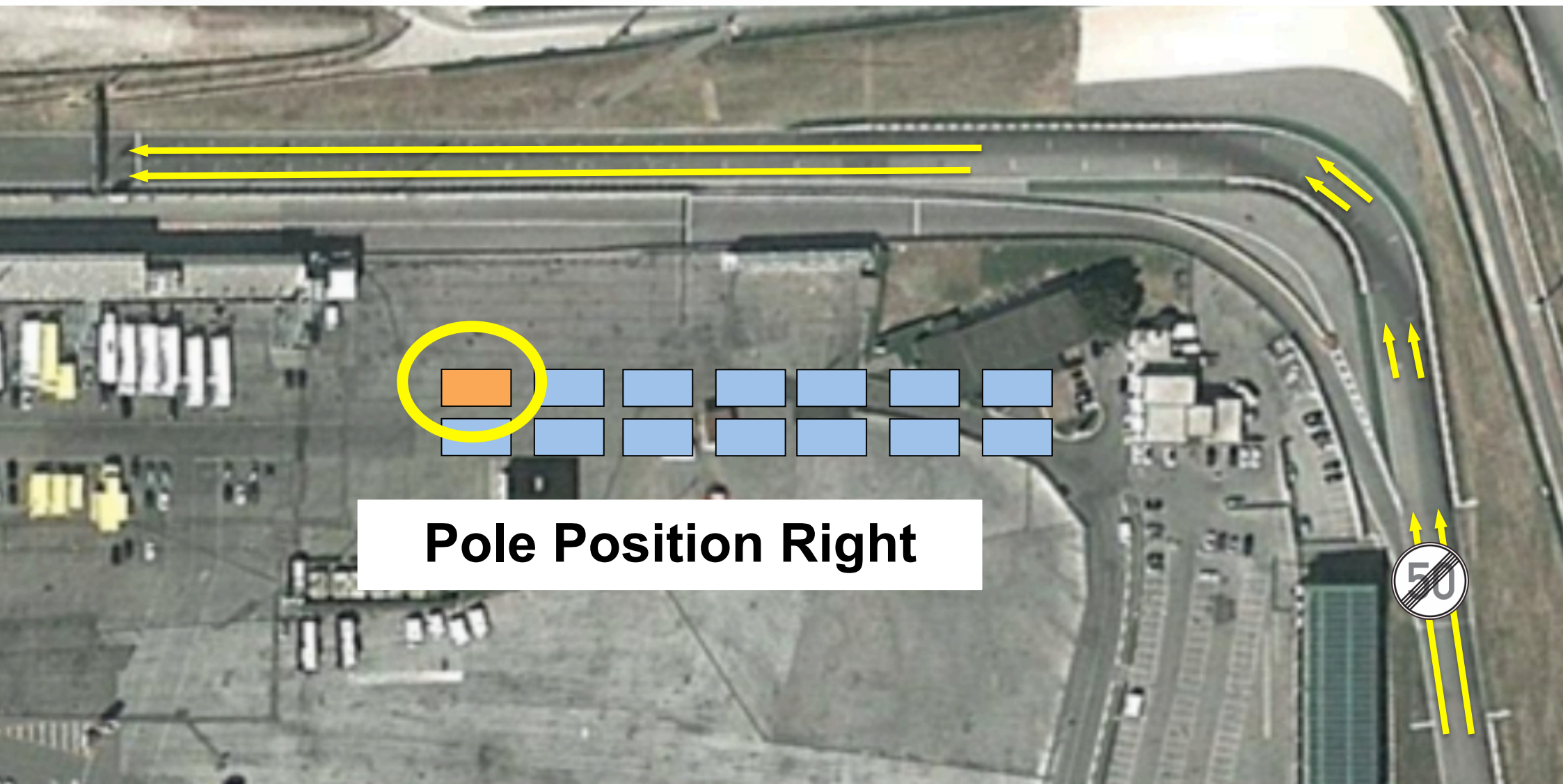
Circuit length: 4226 m

Pole Position: Right

Start line offset: 49 m

Start line up: Between T14 & 15

ROLLING START LINE UP



Pole Position Right

ROLLING START




START

JB
1735
BLANCPAIN



WORLD CHALLENGE
EUROPE



START



START

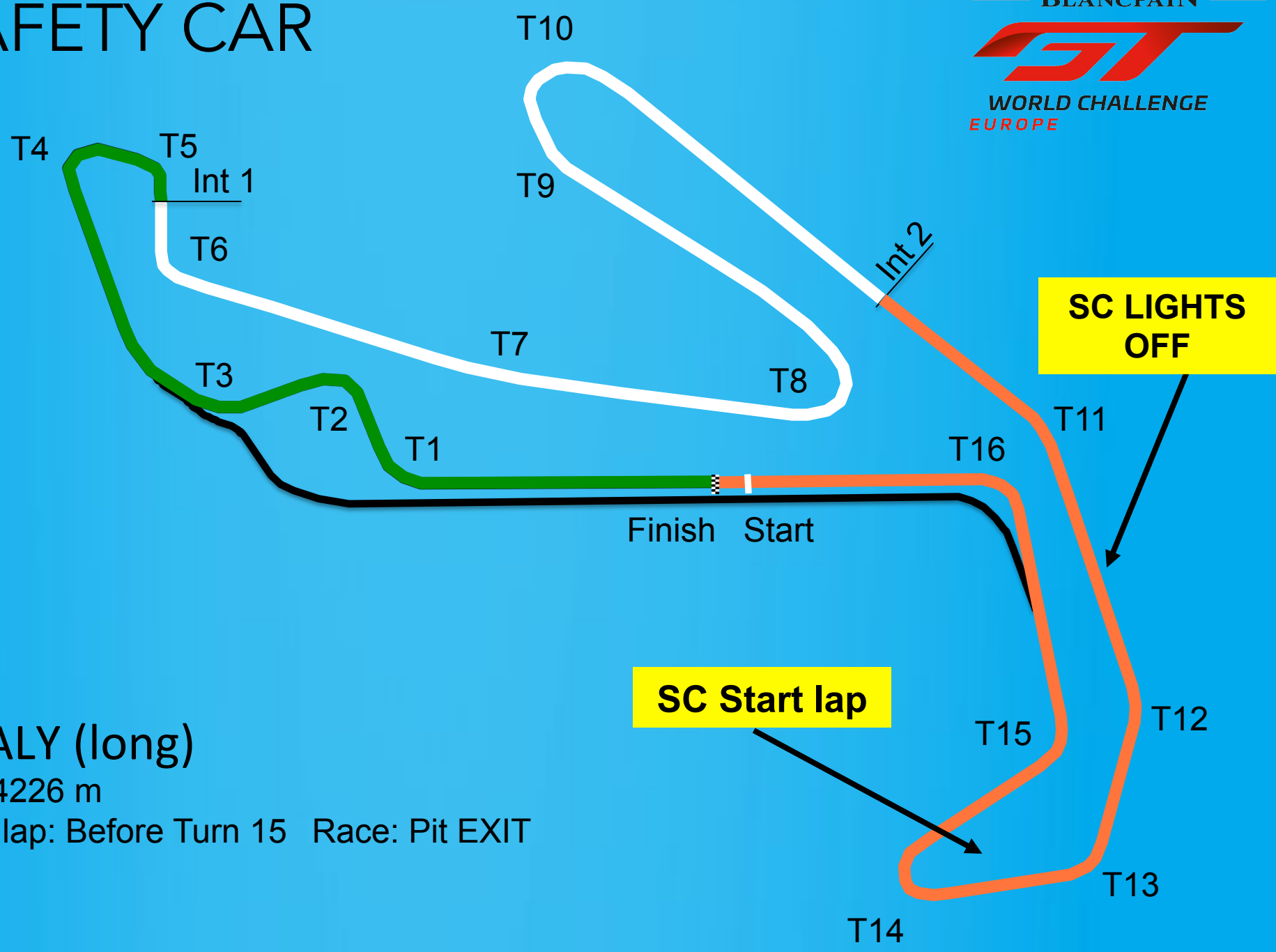


Red lights remains ON

Yellow flag @ all MP

Pole man - tempo


SAFETY CAR



Misano ITALY (long)

Circuit length: 4226 m

SC position 1st lap: Before Turn 15 Race: Pit EXIT



FCY

SC

- *Speed 80 Km/Hr*
- *SC always preceded by FCY except during the 3 1st laps*
- *SC get the leader during the FCY*
- *Countdown 20 seconds*
 - *At 10 sec boards & lights – No overtaking*
 - *At 0 sec yellow flags & all cars at 80 Km/Hr*
 - *RESTART in 10 seconds - 5, 4, 3, 2, 1 GREEN*



PROCEDURE

Slow down to 80 Km/Hr - NO overtaking

FP: clock do NOT stop – pit lane – to your pit

Qualifying: - The clock stops - pit lane – to your pit

Races: - The clock stops – Cars to line up in front of the red line

- Order: as when the red flag was declared

- Teams and officials ONLY

– Parc-Fermé conditions – Restart behind SC

If you enter the pits after the red flag: restart one lap later



DURING PIT WINDOW

- *Cars back to the pit*
- *Parc-Fermé conditions*
- *pit stop permitted, when done PF*
- *Marshals will call the cars to line up in the order at the line of the last full lap before the opening of the pit window*

Art 19.8 IN CAR MARSHALING SYSTEM




System OK and STAND BY




*System not OK please check
Connection to RC*

Art 19.8 IN CAR MARSHALING SYSTEM



RED Flag
"BLINKING"



green 10 Secs
then off Standby



FCY in 10 Secs Text blinking
No overtaking

Art 19.8 IN CAR MARSHALING SYSTEM



SAFETY CAR



YELLOW in Sector 1



YELLOW in Sector 2

OPENINGS FOR CARS



STOP Right – service road

