

Blancpain GT Series Endurance Cup

Sector List Qualifying 3

Provisional



Silverstone, Length: 5901m

Air temperature: 17°C

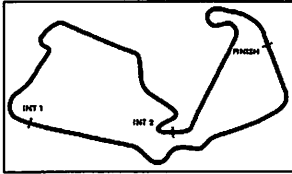
Track temperature: 16.28°C

Weather condition: Dry

Sunday, May 12, 2019 10:28:00

Lap	Time	SE1	SP1	SE2	SP2	SE3	SP3	TSP	Lap	Time	SE1	SP1	SE2	SP2	SE3	SP3	TSP
2	Vanhoo, BEL / Perez Companc, ARG / Riberas, ESP								theoretical besttime: 1:59.929								
1	4:21.860	2:43.104	238	56.888		41.868	215		4	2:00.267	36.345	247	52.453		31.469	221	
2	2:04.841	37.558	249	53.862		33.421	213		5	2:00.058	36.152	249	52.308		31.598	220	
3	2:14.856	38.678	245	1:01.576		34.602	221		6	2:16.028	38.729	215	57.691		39.608	51	
4	Engel, DEU / Stolz, DEU / Buurman, NLD								theoretical besttime: 1:58.841								
1	3:51.892	2:08.723	245	1:02.429		40.740	222		3	1:59.535	35.932	247	52.164		31.439	222	
2	1:59.154	36.245	247	51.659		31.250	222		4	2:16.561	36.013	247	59.819		40.729	48	
5	Pareras, ESP / Schramm, DEU / Hutchison, GBR								theoretical besttime: 2:00.419								
1	2:50.111	1:04.856	204	56.501		48.754	220		4	2:06.699	36.783	247	53.804		36.112	221	
2	2:00.715	36.701	250	52.423		31.591	222		5	2:01.617	36.785	247	52.698		32.134	221	
3	2:00.716	36.405	247	52.649		31.662	222		6	2:09.010	37.733	247	54.239		37.038	44	
6	Haupt, DEU / Assenheimer, DEU / Piana, ITA								theoretical besttime: 2:00.421								
1	3:42.790	2:00.238	241	1:03.964		38.588	220		4	2:00.495	36.402	247	52.438		31.655	220	
2	2:00.763	36.502	246	52.601		31.660	220		5	2:13.217	38.983	229	58.098		36.136	47	
3	2:00.553	36.490	245	52.482		31.581	220										
9	Rostan, FRA / Ojeh, CHE / Eng, AUT								theoretical besttime: 2:00.038								
1	3:30.286	1:57.726	213	55.277		37.283	226		3	2:00.470	36.078	254	52.723		31.669	225	
2	2:00.368	36.408	251	52.555		31.405	224		4	2:07.969	36.193	254	53.258		38.518	49	
12	Dupont, BEL / Stoneman, GBR / Gattuso, ITA								theoretical besttime: 2:00.666								
1	3:07.161	1:38.884	243	52.484		35.793	222		4	2:15.453	37.012	244	1:05.313		33.128	221	
2	2:00.902	36.383	248	52.720		31.799	222		5	2:18.380	36.440	247	56.783		45.157	48	
3	2:32.719	37.965	247	1:02.077		52.677	221										
15	Feligioni, FRA / Gosselin, FRA / Kuppens, BEL								theoretical besttime: 2:01.699								
1	2:17.155	49.495	243	53.872		33.788	219		5	2:02.243	37.055	246	53.244		31.944	220	
2	2:04.694	37.140	245	53.398		34.156	212		6	2:02.313	36.746	247	53.507		32.060	221	
3	2:04.521	37.441	245	54.400		32.680	220		7	2:02.458	36.825	247	53.602		32.031	220	
4	2:01.921	36.896	247	53.027		31.998	220		8	2:02.023	36.815	244	53.282		31.926	220	
17	Davies, AUS / Petit, FRA / MacDowall, GBR								theoretical besttime: 1:59.854								
1	4:58.777	3:31.393	238	55.117		32.267	221		3	2:00.705	36.345	249	52.401		31.959	222	
2	1:59.860	35.997	249	52.407		31.456	222		4	2:11.743	36.583	249	55.061		40.099	51	
19	Santamato, FRA / Tweraser, AUT / Mauron, CHE								theoretical besttime: 2:00.344								
1	2:59.891	1:26.488	240	53.990		39.413	220		4	2:00.686	36.487	245	52.602		31.597	220	
2	2:00.483	36.580	245	52.408		31.495	221		5	2:19.104	36.840	244	58.846		43.418	48	
3	2:00.728	36.441	246	52.716		31.571	220										
20	Grogor, ZAF / Goethe, GBR / Hall, GBR								theoretical besttime: 2:00.923								
1	2:42.113	1:01.103	246	57.692		43.318	218		4	2:08.374	40.078	246	55.251		33.045	221	
2	2:01.005	36.778	244	52.673		31.554	221		5	2:14.850	36.885	247	53.220		44.745	48	
3	2:01.199	36.976	246	52.591		31.632	223										
22	McMurry, USA / Frommenwiler, CHE / Moore, GBR								theoretical besttime: 2:00.447								
1	6:10.981	4:44.826	247	54.492		31.663	224		4	2:01.256	36.375	251	53.050		31.831	221	
2	2:00.526	36.446	248	52.558		31.522	224		5	2:27.830	39.497	227	1:02.353		45.980	48	
3	2:00.757	36.429	248	52.550		31.778	222										





Blancpain GT Series Endurance Cup

Sector List Qualifying 3

Provisional



Silverstone, Length: 5901m


Air temperature: 17°C

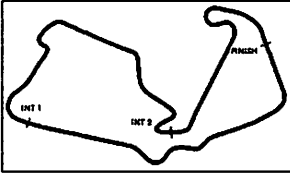
Track temperature: 16.28°C

Weather condition: Dry

Sunday, May 12, 2019 10:28:00

Lap	Time	SE1	SP1	SE2	SP2	SE3	SP3	TSP	Lap	Time	SE1	SP1	SE2	SP2	SE3	SP3	TSP
23 Barthez, FRA / Delhez, BEL									theoretical besttime: 2:02.484								
1	4:47.739	3:21.758	247	54.009		31.972	222		4	2:02.909	36.780	249	53.732		32.397	220	
2	2:04.917	37.103	248	55.666		32.148	222		5	2:04.643	37.809	248	54.514		32.320	220	
3	2:03.418	36.929	249	53.956		32.533	220		6	2:02.839	36.801	251	53.762		32.276	220	
25 Gachet, FRA / Palette, FRA / Haase, DEU									theoretical besttime: 1:59.592								
1	3:47.532	2:03.130	231	1:04.462		39.940	222		3	2:12.941	36.134	249	59.263		37.544	223	
2	1:59.676	36.218	249	52.031		31.427	220		4	2:13.341	36.280	249	57.769		39.292	48	
26 Stievenart, FRA / Michal, FRA / Winkelhock, DEU									theoretical besttime: 1:59.787								
1	5:04.679	3:24.735	225	1:06.818		33.126	221		4	2:03.485	36.104	248	54.680		32.701	220	
2	1:59.787	36.052	249	52.310		31.425	221		5	2:06.954	36.181	247	52.552		38.221	43	
3	2:08.005	36.195	245	59.397		32.413	221										
27 Crestani, ITA / Pohler, DEU / Richard, CHE									theoretical besttime: 2:01.748								
1	4:27.806	2:48.705	248	55.659		43.442	222		4	2:02.134	36.563	252	53.695		31.876	220	
2	2:07.982	36.876	254	57.244		32.965	226		5	2:01.767	36.553	250	53.406		31.808	225	
2	2:02.074	36.615	257	53.629		31.830	223		6	2:02.355	36.639	251	53.750		31.966	225	
3	2:01.817	36.534	257	53.458		31.825	224										
29 Costantini, ITA / Forne Tomas, ESP / Lenz, CHE									theoretical besttime: 2:02.644								
1	4:43.239	3:15.311	242	55.024		32.904	207		4	2:03.311	37.432	246	53.965		31.914	220	
2	2:03.352	37.730	244	53.476		32.146	220		5	2:17.779	39.778	179	1:03.906		34.095	219	
3	2:03.097	37.254	245	53.874		31.969	220		6	2:03.802	37.576	244	54.055		32.171	220	
31 Pierce, GBR / Smith, GBR / Morris, GBR									theoretical besttime: 1:59.962								
1	3:37.857	1:59.581	232	59.291		38.985	224		3	2:02.129	36.423	247	52.922		32.784	216	
2	1:59.962	35.877	251	52.503		31.582	223		4	2:07.425	36.269	250	53.821		37.335	49	
33 Parrow, AUT / Hook, DEU / Lauck, DEU									theoretical besttime: 2:01.416								
1	2:22.562	43.651	230	57.785		41.126	219		3	2:11.939	37.214	248	53.776		40.949	47	
2	2:01.416	36.292	250	52.708		32.416	220										
43 Hawsworth, GBR / Gore, USA / Williamson, GBR									theoretical besttime: 1:59.458								
1	7:43.017	6:15.858	214	54.862		32.297	220		4	1:59.911	35.939	246	52.267		31.705	220	
2	2:00.149	36.244	247	51.962		31.943	219		5	1:59.859	36.027	246	52.259		31.573	220	
3	1:59.657	36.056	247	52.044		31.557	220										
52 Hommerson, NLD / Machiels, BEL / Bertolini, ITA									theoretical besttime: 2:00.483								
1	5:14.148	3:40.639	240	1:00.740		32.769	223		4	2:05.051	36.528	248	53.111		35.412	222	
2	2:00.987	36.545	248	52.541		31.901	221		5	2:13.611	36.707	250	56.069		40.835	48	
3	2:00.781	36.380	249	52.839		31.562	222		6								
54 Rizzoli, ITA / Ashkanani, KUW / Bachler, AUT									theoretical besttime: 2:00.050								
1	4:23.751	2:46.822	210	56.685		40.244	219		4	2:00.095	36.252	247	52.374		31.469	222	
2	2:10.266	38.898	236	58.667		32.701	221		5	2:08.274	36.376	248	54.008		37.890	47	
3	2:00.324	36.526	246	52.344		31.454	222										
55 Schothorst, NLD / Schothorst, NLD / Drudi, ITA									theoretical besttime: 1:59.502								
1	3:06.278	1:38.078	244	52.455		35.745	222		3	2:00.257	36.400	250	52.209		31.648	222	
2	1:59.502	36.023	251	52.032		31.447	223		4	2:06.547	36.374	250	53.449		36.724	49	





Blancpain GT Series Endurance Cup

Sector List Qualifying 3

Provisional



Silverstone, Length: 5901m

Air temperature: 17°C

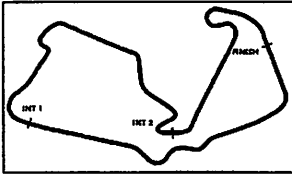
Track temperature: 16.28°C

Weather condition: Dry

Sunday, May 12, 2019 10:28:00

Lap	Time	SE1	SP1	SE2	SP2	SE3	SP3	TSP	Lap	Time	SE1	SP1	SE2	SP2	SE3	SP3	TSP
59 Ledogar, FRA / Watson, GBR / Adam, GBR									theoretical besttime: 2:00.567								
1	3:23.123	1:53.414	239	57.266		32.443	222		4	2:11.859	36.230	250	1:01.887		33.742	220	
2	2:00.567	36.187	251	52.797		31.583	221		5	2:06.574	36.736	248	53.232		36.606	47	
3	2:02.424	36.383	250	53.079		32.962	221										
62 Vaxiviere, FRA / Parry, GBR / Martin, BEL									theoretical besttime: 1:59.657								
1	3:18.457	1:49.101	243	57.054		32.302	221		3	1:59.926	36.145	250	52.315		31.466	223	
2	2:00.314	35.891	250	52.300		32.123	222		4	2:15.549	37.513	248	57.836		40.200	49	
63 Bortolotti, ITA / Engelhart, DEU / Ineichen, CHE									theoretical besttime: 2:00.259								
1	4:09.307	2:27.041	243	58.864		43.402	221		3	2:00.494	36.371	248	52.461		31.662	220	
2	2:00.443	36.555	247	52.356		31.532	221		4	2:08.778	36.395	247	52.742		39.641	44	
66 Schmid, AUT / Foster, GBR / van der Linde, ZAF									theoretical besttime: 1:59.976								
1	5:20.194	3:50.304	242	55.787		34.103	222		3	2:16.975	40.161	240	58.101		38.713	50	
2	1:59.976	36.282	249	52.094		31.600	222										
72 Molina, ESP / Aleshin, RUS / Rigon, ITA									theoretical besttime: 1:59.562								
1	5:22.515	3:53.063	246	56.575		32.877	222		4	2:00.016	36.117	249	52.458		31.441	221	
2	1:59.635	36.190	248	52.128		31.317	222		5	2:09.928	39.529	237	57.987		32.412	220	
3	2:02.542	36.272	250	52.477		33.793	222		6	1:59.865	36.157	248	52.193		31.515	221	
74 Vos, NLD / Onslow-Cole, GBR									theoretical besttime: 1:59.991								
1	4:14.335	2:29.187	243	1:00.681		44.467	220		4	2:02.680	36.195	247	52.608		33.877	221	
2	2:00.067	36.271	246	52.152		31.644	221		5	2:11.658	36.207	247	52.569		42.882	39	
3	2:03.182	36.285	246	53.616		33.281	221										
76 Kirchhöfer, DEU / Dennis, GBR / Thiim, DNK									theoretical besttime: 1:58.890								
1	3:53.764	2:15.045	227	57.164		41.555	222		3	2:28.629	44.469	151	1:01.990		42.170	49	
2	1:58.890	35.785	251	51.929		31.176	222										
77 Amstutz, CHE / Machitski, RUS / Ramos, PRT									theoretical besttime: 2:00.400								
1	2:53.914	55.726	203	1:07.271		50.917	219		4	2:01.360	36.583	247	52.702		32.075	221	
2	2:00.448	36.534	247	52.561		31.353	220		5	2:17.945	39.900	180	55.364		42.681	47	
3	2:00.741	36.486	247	52.705		31.550	220										
78 Pull, GBR / Witt, GBR / Mitchell, GBR									theoretical besttime: 1:59.190								
1	2:09.603	42.526	243	55.191		31.886	219		4	1:59.457	35.936	248	52.131		31.390	221	
2	1:59.852	36.040	246	51.865		31.947	221		5	2:05.606	37.999	221	55.905		31.702	221	
3	2:02.891	36.719	247	54.207		31.965	221		6	2:06.916	35.935	248	52.355		38.626	45	
87 Pla, FRA / Ricci, BEL / Beaubelique, FRA									theoretical besttime: 2:03.066								
1	4:14.938	2:32.951	220	58.314		43.673	219		4	2:03.858	37.209	244	54.448		32.201	219	
2	2:04.126	37.667	244	54.318		32.141	217		5	2:03.688	37.291	247	54.132		32.265	218	
3	2:03.081	37.224	246	53.750		32.107	219		6	2:22.927	37.445	244	58.833		46.649	48	
88 Marciello, ITA / Meadows, GBR / Abril, MCO									theoretical besttime: 1:59.758								
1	4:23.281	2:52.391	242	54.316		36.574	218		4	1:59.826	35.977	245	52.229		31.620	220	
2	2:09.680	39.255	235	58.397		32.028	218		5	2:12.334	36.874	246	56.860		38.600	47	
3	1:59.816	36.035	244	52.180		31.601	219										





Blancpain GT Series Endurance Cup

Sector List Qualifying 3

Provisional



Silverstone, Length: 5901m


Air temperature: 17°C

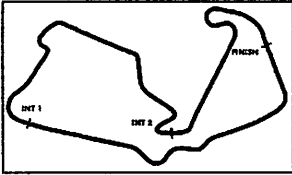
Track temperature: 16.28°C

Weather condition: Dry

Sunday, May 12, 2019 10:28:00

Lap	Time	SE1	SP1	SE2	SP2	SE3	SP3	TSP	Lap	Time	SE1	SP1	SE2	SP2	SE3	SP3	TSP
90 Bastian, DEU / Boguslavskiy, RUS / Fraga, BRA									theoretical besttime: 1:59.812								
1	5:17.680	3:50.118	238	55.578		31.984	220		3	2:03.607	36.215	243	55.558		31.834	220	
2	1:59.812	36.052	244	52.136		31.624	219		4	2:06.928	36.231	246	54.247		36.450	48	
93 Buncombe, GBR / Hui, HKG / Froggatt, GBR									theoretical besttime: 2:00.634								
1	4:15.590	2:30.971	246	56.018		48.601	221		4	2:01.235	36.464	248	53.063		31.708	222	
2	2:06.317	37.122	248	56.899		32.296	221		5	2:10.428	36.433	250	53.319		40.676	46	
3	2:00.920	36.719	247	52.740		31.461	222										
97 Yoluc, GBR / Al Harthy, OMN / Eastwood, IRL									theoretical besttime: 1:59.481								
1	3:21.117	1:50.652	246	58.279		32.186	223		3	2:08.946	36.172	252	55.243		37.531	223	
2	1:59.481	35.900	252	52.139		31.442	224		4	2:11.258	36.029	250	55.830		39.399	49	
98 Dumas, FRA / Müller, DEU / Jaminet, FRA									theoretical besttime: 1:59.786								
1	2:34.044	52.385	241	59.581		42.078	220		4	3:35.774	2:04.747	246	55.126		35.901	221	
2	2:04.627	36.303	245	53.463		31.764	220		5	1:59.786	36.252	247	52.100		31.434	220	
2	2:00.110	36.454	245	52.113		31.543	220		6	2:10.726	40.085	244	53.779		36.862	49	
3	2:24.815	42.787	208	1:02.440		39.588	49										
99 Campbell, AUS / Olsen, NOR / Wemer, DEU									theoretical besttime: 1:59.751								
1	2:45.737	51.613	246	59.279		54.845	220		3	2:18.091	36.554	246	1:08.254		33.283	221	
2	1:59.751	36.395	246	52.051		31.305	222		4	2:07.484	36.595	245	53.762		37.127	49	
107 Pepper, ZAF / Kane, GBR / Gounon, FRA									theoretical besttime: 1:59.639								
1	4:01.504	2:17.903	245	58.954		44.647	227		4	2:05.884	36.358	248	57.404		32.122	226	
2	2:00.197	36.205	250	52.594		31.398	226		5	2:10.040	36.128	251	52.918		40.994	48	
3	1:59.736	35.990	248	52.251		31.495	226										
108 Buncombe, GBR / Soucek, ESP / Soulet, BEL									theoretical besttime: 2:00.268								
1	3:54.822	2:18.872	236	59.163		36.787	223		5	2:03.188	36.623	251	54.401		32.164	225	
2	2:00.569	36.545	249	52.547		31.477	223		6	2:01.517	36.384	251	53.176		31.957	223	
3	2:00.788	36.244	248	52.809		31.735	222		7	2:01.038	36.411	250	53.006		31.621	225	
4	2:01.205	36.373	250	53.181		31.651	224										
188 West, GBR / Harris, GBR / Goodwin, GBR									theoretical besttime: 2:01.761								
1	3:24.733	1:54.619	244	57.107		33.007	221		4	2:02.754	37.008	248	53.804		31.942	221	
2	2:01.761	36.542	249	53.361		31.858	221		5	2:12.408	37.958	247	56.049		38.401	45	
3	2:09.964	40.639	200	56.611		32.714	219										
333 Salikhov, RUS / Bulatov, RUS / Perel, ZAF									theoretical besttime: 2:00.073								
1	2:35.995	1:00.653	241	54.586		40.756	221		3	2:14.745	36.476	248	1:05.483		32.786	221	
2	2:00.073	36.203	249	52.344		31.526	222		4	2:08.008	36.243	248	53.214		38.551	49	
444 Liebhauser, DEU / Lewandowski, POL / Scholze, DEU									theoretical besttime: 2:02.368								
1	2:23.272	46.635	246	55.738		40.899	219		3	2:02.464	36.912	245	53.630		31.922	220	
2	2:04.944	36.850	247	53.137		31.957	220		4	2:02.644	36.816	247	53.760		32.068	219	
2	2:18.706	38.176	216	1:06.339		34.191	218		5	2:25.124	48.211	215	57.620		39.293	40	
488 Ehret, DEU / Berry, SIN / Balbiani, ARG									theoretical besttime: 2:02.085								
1	2:24.881	46.963	210	56.420		41.498	219		4	2:02.977	37.058	249	53.756		32.163	219	
2	2:02.294	37.031	250	53.079		32.184	218		5	2:14.631	37.343	247	53.962		43.326	49	
3	2:13.329	37.157	250	1:04.197		31.975	220										





Blancpain GT Series Endurance Cup

Sector List Qualifying 3

Provisional



Silverstone, Length: 5901m

Air temperature: 17°C

Track temperature: 16.28°C

Weather condition: Dry

Sunday, May 12, 2019 10:28:00

Lap	Time	SE1	SP1	SE2	SP2	SE3	SP3	TSP	Lap	Time	SE1	SP1	SE2	SP2	SE3	SP3	TSP
519 Keen, GBR / Venturini, ITA / Perera, FRA									theoretical besttime: 1:59.552								
1	4:13.343	2:35.409	244	1:00.620		37.314	220		4	2:01.933	36.391	244	53.303		32.239	220	
2	1:59.552	36.174	246	51.861		31.517	221		5	2:14.324	36.572	247	56.806		40.946	48	
3	2:08.452	38.604	216	57.225		32.623	220										
555 Menchaca, MEX / Proto, USA / Beretta, ITA									theoretical besttime: 2:00.107								
1	4:06.010	2:25.199	213	58.240		42.571	220		4	2:00.279	36.337	246	52.220		31.722	220	
2	2:00.401	36.502	247	52.349		31.550	221		5	2:04.152	37.596	246	54.451		32.105	220	
3	2:01.220	36.429	246	52.483		32.308	220		6	2:03.939	36.481	247	52.317		35.141	49	
563 Caldarelli, ITA / Lind, DNK / Mapelli, CHE									theoretical besttime: 1:59.403								
1	4:03.453	2:23.566	210	57.758		42.129	221		3	2:06.216	36.267	244	54.506		35.443	220	
2	1:59.403	36.068	247	51.825		31.510	220		4	2:07.737	36.192	248	52.092		39.453	48	

