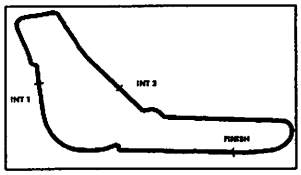

Blancpain GT Series Endurance Cup

Sector List Race

Provisional

BLANCPAIN GT SERIES
MONZA 2019

Autodromo Nazionale di Monza, Length: 5793m
Air temperature: 10.4°C
Track temperature: 10.38°C
Weather condition: Wet

Sunday, April 14, 2019 15:00:00

2 Vanthoor, BEL / Perez Companc, ARG / Riberas, ESP — theoretical besttime: 1:59.127

Lap	Time	SE1	SP1	SE2	SP2	SE3	SP3	TSP
1	2:51.210	59.710	133	54.383	206	57.117		155
2	2:45.050	50.788	155	51.970	165	1:02.292		150
3	2:06.246	39.702	244	42.552	234	43.992		190
4	2:04.808	39.042	245	42.411	251	43.355		203
5	2:03.840	38.606	246	41.955	252	43.279		222
6	2:03.085	38.510	246	42.000	251	42.575		249
7	2:03.122	38.244	246	42.214	251	42.664		229
8	2:03.521	38.130	245	42.229	251	43.162		238
9	2:03.240	38.221	246	42.086	251	42.933		242
10	2:02.864	38.241	246	41.999	251	42.624		237
11	2:03.476	38.112	246	42.819	250	42.545		239
12	2:03.736	38.216	245	42.050	249	43.470		236
13	3:52.925	55.753	79	1:23.186	79	1:33.986		224
14	4:25.844	1:28.715	79	1:23.161	79	1:33.968		78
15	3:35.344	1:30.499	78	1:00.054	168	1:04.791		78
16	3:06.335	1:03.053	109	1:01.007	129	1:02.275		101
17	2:03.703	38.400	246	42.375	250	42.928		231
18	2:02.774	38.191	246	42.060	251	42.523		234
19	2:02.710	37.887	246	42.112	251	42.711		243
20	2:02.556	38.054	245	42.066	251	42.436		240
21	2:02.252	37.801	245	41.833	251	42.618		255
22	2:01.963	37.920	246	41.700	251	42.343		241
23	2:15.023	37.582	247	54.410	205	43.031		253
24	2:02.062	37.846	246	41.923	252	42.293		240
25	2:01.778	37.661	247	41.703	253	42.414		255
26	2:01.794	37.849	247	41.612	252	42.333		255
27	2:08.945	37.647	247	41.724	252	49.574	49	262
28	3:22.010	1:52.032	243	45.065	230	44.913		198
29	2:08.350	39.085	248	44.242	252	45.023		220
30	2:06.047	38.916	249	43.360	252	43.771		223
31	2:04.910	38.565	250	42.594	254	43.751		224
32	2:03.186	37.761	245	41.847	254	43.578		250
33	2:04.169	38.908	247	42.206	253	43.055		240
34	2:06.011	39.024	246	43.304	251	43.683		204
35	2:03.666	38.353	238	42.315	254	42.998		237
36	2:02.701	38.896	249	41.011	255	42.794		231
37	2:02.811	39.163	250	41.037	255	42.611		214
38	2:02.880	38.567	251	41.636	252	42.677		241
39	2:04.037	38.613	246	41.996	241	43.428		237
40	2:01.424	38.787	248	40.375	258	42.262		219
41	2:01.647	38.747	252	40.675	258	42.225		211
42	2:40.888	38.779	250	**40.177**	**258**	1:21.932		209
43	4:28.501	1:30.910	78	1:23.761	79	1:33.830		78
44	4:01.116	1:29.505	78	1:24.134	79	1:07.477		78
45	2:25.700	43.524	222	47.048	244	55.128		175
46	2:37.560	52.805	127	51.064	204	53.691		149
47	2:14.551	40.875	241	46.010	217	47.666		190
48	2:24.628	40.171	235	46.481	229	57.976	48	189
49	3:16.136	1:50.043	243	42.896	250	43.197		184
50	2:03.230	38.304	246	41.953	251	42.973		231
51	2:03.010	38.221	246	42.317	252	42.472		232
52	2:02.588	37.973	246	41.915	252	42.700		237
53	4:22.781	1:26.548	79	1:22.795	79	1:33.438		79
54	3:34.058	1:23.974	80	1:21.492	168	48.592		78
55	2:07.006	39.741	233	43.101	239	44.164		195
56	2:32.589	39.148	224	42.699	223	1:10.742		216
57	2:32.859	54.731	215	46.967	171	51.161		98
58	2:06.673	39.802	246	43.022	254	43.849		204
59	2:06.367	38.317	247	42.800	242	45.250		231
60	2:06.370	38.870	251	43.721	251	43.779		217
61	2:03.940	38.152	247	42.176	254	43.612		228
62	2:03.702	38.494	246	42.061	252	43.147		237
63	2:03.909	38.070	246	42.763	253	43.076		230
64	2:03.307	38.169	244	42.186	253	42.952		239
65	2:03.061	38.077	246	42.097	252	42.887		237
66	2:02.672	38.121	246	41.769	252	42.782		232
67	2:13.394	37.672	246	41.657	253	54.065	49	235
68	2:59.616	1:34.428	242	42.417	252	42.771		204
69	2:01.205	37.852	245	41.354	253	41.999		252
70	2:01.459	37.693	246	41.533	251	42.233		246
71	2:00.814	37.606	246	41.151	253	42.057		264
72	2:01.094	37.624	246	41.247	253	42.223		245
73	2:02.836	37.474	247	42.589	252	42.773		247
74	1:59.880	37.596	246	40.697	253	41.587		244
75	**1:59.816**	37.498	246	40.447	254	41.871		244
76	1:59.822	**37.388**	**246**	40.436	254	41.998		246
77	2:00.244	37.658	246	41.024	254	**41.562**		237

4 Buurman, NLD / Stolz, DEU / Engel, DEU — theoretical besttime: 2:00.195

Lap	Time	SE1	SP1	SE2	SP2	SE3	SP3	TSP
1	3:03.788	1:15.591	152	56.106	136	52.091		108
2	2:37.245	50.338	121	53.098	151	53.809		165
3	2:09.725	41.365	237	43.777	240	44.583		168
4	2:06.814	39.580	242	43.349	248	43.885		198
5	2:05.413	39.018	243	43.025	246	43.370		222
6	2:04.518	38.740	243	42.701	251	43.077		222
7	2:04.530	38.624	244	42.791	251	43.115		228
8	2:03.864	38.400	242	42.496	251	42.968		227
9	2:03.950	38.376	243	42.212	251	43.362		233
10	2:03.820	38.262	243	42.449	251	43.109		240
11	2:04.291	38.332	246	42.860	252	43.099		252
12	2:03.521	37.771	244	42.963	243	42.787		252
13	3:56.946	1:03.378	80	1:21.565	80	1:32.003		209
14	4:24.853	1:29.563	80	1:22.835	80	1:32.455		77
15	3:22.749	1:29.907	80	57.687	226	55.155		79
16	3:05.264	1:02.557	99	1:00.838	106	1:01.869		75
17	2:03.973	38.514	244	42.100	251	43.359		224
18	2:03.535	38.771	244	42.087	251	42.677		228
19	2:02.956	38.194	244	42.133	250	42.629		244
20	2:02.900	38.133	243	42.119	252	42.648		238
21	2:02.885	38.175	246	42.116	252	42.594		241
22	2:02.592	38.104	246	41.987	253	42.501		241
23	2:40.466	1:14.051	149	43.127	254	43.288		238
40	2:02.363	38.270	247	41.998	254	42.095		250
41	2:01.381	37.969	246	41.468	255	41.944		240
42	2:46.792	37.850	246	41.414	250	1:27.528		248
43	4:23.064	1:27.824	80	1:22.662	80	1:32.578		80
44	4:02.461	1:30.397	80	1:22.528	80	1:09.536		80
45	2:24.479	47.077	155	47.903	212	49.499		166
46	2:32.833	52.163	175	49.804	161	50.866		109
47	2:07.505	39.005	247	43.754	226	44.746		203
48	2:09.549	39.864	245	44.646	237	45.039		181
49	2:03.697	37.795	246	43.066	251	42.836		240
50	2:03.568	37.915	246	42.894	252	42.759		243
51	2:03.682	37.976	246	42.884	251	42.822		247
52	2:11.038	37.945	246	42.668	253	50.425	49	242
53	5:04.578	2:10.634	80	1:22.079	80	1:31.865		189
54	3:23.527	1:27.863	80	1:08.579	182	47.085		80
55	2:10.440	41.495	227	42.982	231	45.963		165
56	3:11.304	51.249	86	1:04.444	114	1:15.611		198
57	2:37.193	53.282	136	49.195	214	54.716		150
58	2:06.172	39.320	235	43.391	253	43.461		210
59	2:03.543	38.250	241	42.218	252	43.075		223
60	2:03.322	37.754	246	42.517	251	43.051		247
61	2:02.977	37.880	246	42.137	251	42.960		246
62	2:02.278	37.849	246	41.945	252	42.484		248

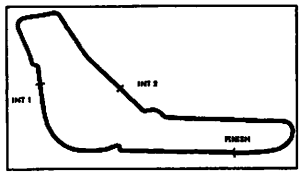

Blancpain GT Series Endurance Cup

Sector List Race

Provisional

BLANCPAIN GT SERIES

MONZA 2019

Autodromo Nazionale di Monza, Length: 5793m
Air temperature: 10.4°C
Track temperature: 10.38°C
Weather condition: Wet

Sunday, April 14, 2019 15:00:00

Lap	Time	SE1	SP1	SE2	SP2	SE3	SP3	TSP	Lap	Time	SE1	SP1	SE2	SP2	SE3	SP3	TSP
24	2:02.504	37.884	247	42.171	254	42.449		251	63	2:03.313	37.730	247	42.537	251	43.046		250
25	2:02.775	37.924	247	42.244	254	42.607		236	64	2:02.373	37.798	246	41.998	252	42.577		253
26	2:10.634	38.173	246	42.329	254	50.132	50	243	65	2:02.742	37.725	247	41.964	252	43.053		249
27	3:11.726	1:46.900	246	42.581	252	42.245		205	66	2:02.354	37.703	247	41.942	252	42.709		254
28	2:04.414	38.273	245	43.533	249	42.608		216	67	2:02.447	37.809	246	42.138	252	42.500		254
29	2:04.689	38.939	246	43.024	241	42.726		224	68	2:02.424	37.844	246	42.096	253	42.484		255
30	2:01.831	**37.573**	246	42.259	250	41.999		246	69	2:02.967	37.723	247	42.840	252	42.404		257
31	2:01.442	37.735	246	41.688	254	42.019		252	70	2:02.223	37.757	246	42.025	252	42.441		254
32	2:01.561	37.747	246	41.690	253	42.124		244	71	2:02.148	37.817	247	41.967	252	42.364		246
33	2:02.218	38.337	246	41.748	252	42.133		244	72	2:02.203	37.742	247	41.960	252	42.501		252
34	2:01.773	37.952	245	41.715	252	42.106		240	73	2:01.601	37.727	247	41.618	252	42.256		244
35	2:03.395	38.049	**247**	42.226	252	43.120		234	74	2:01.390	37.736	247	41.460	253	42.194		**260**
36	2:02.247	38.303	244	41.756	254	42.188		219	75	2:01.014	37.726	246	41.255	254	42.033		255
37	2:01.782	37.944	247	41.652	254	42.186		234	76	2:01.042	37.820	247	41.285	253	41.937		253
38	2:02.215	37.923	247	41.690	247	42.602		242	77	**2:00.235**	37.613	246	**40.945**	**254**	**41.677**		247
39	2:02.093	38.177	247	41.582	254	42.334		244									

5 Schramm, DEU / Hutchison, GBR / Pareras, ESP

theoretical besttime: 2:00.426

1	3:20.819	1:34.335	142	52.680	141	53.804		64	40	2:03.814	38.496	250	41.605	233	43.713		214
2	2:27.622	47.888	177	52.416	138	47.318		109	41	2:03.772	39.104	248	42.251	255	42.417		231
3	2:13.434	42.082	215	45.227	240	46.125		136	42	3:59.609	1:02.479	76	1:23.785	79	1:33.345		225
4	2:07.997	39.355	246	43.572	231	45.070		183	43	4:26.964	1:29.158	78	1:23.871	78	1:33.935		78
5	2:05.385	39.634	246	42.043	254	43.708		197	44	2:51.615	1:13.691	207	50.277	206	47.647		78
6	2:05.460	38.987	250	42.934	251	43.539		199	45	2:13.478	41.352	239	45.760	250	46.366		184
7	2:03.999	38.347	248	42.694	251	42.958		221	46	2:11.354	40.009	240	44.972	251	46.373		204
8	2:02.813	38.003	247	42.168	251	42.642		244	47	2:12.618	39.395	243	46.639	247	46.584		232
9	2:05.210	38.633	248	42.980	242	43.597		210	48	2:20.570	41.018	239	44.985	236	54.567	48	196
10	2:03.096	38.237	246	41.956	242	42.903		235	49	3:17.145	1:51.070	244	42.633	252	43.442		200
11	2:03.317	38.125	248	42.655	254	42.537		235	50	2:03.895	38.370	245	42.542	252	42.983		236
12	2:03.403	38.285	246	42.189	240	42.929		229	51	2:04.602	38.185	246	42.967	252	43.450		241
13	4:15.255	1:19.128	79	1:23.088	79	1:33.039		79	52	2:51.622	38.225	246	42.349	218	1:31.048		240
14	4:24.959	1:28.764	79	1:23.078	79	1:33.117		78	53	4:10.297	1:29.203	78	1:23.377	79	1:17.717		78
15	3:04.710	1:27.368	104	49.045	212	48.297		78	54	2:44.902	40.470	238	1:13.853	144	50.579		203
16	2:58.883	1:00.286	101	1:01.416	107	57.181		70	55	2:15.141	44.097	200	45.140	226	45.904		157
17	2:06.083	39.238	243	42.868	250	43.977		212	56	2:20.567	41.215	232	43.897	219	55.455		183
18	2:04.939	38.452	246	43.310	244	43.177		216	57	2:28.072	56.599	167	46.107	190	45.366		86
19	2:03.252	38.144	248	42.313	254	42.795		219	58	2:05.725	38.754	246	43.083	253	43.888		203
20	2:04.815	38.136	244	42.992	244	43.687		215	59	2:04.618	38.356	247	42.302	254	43.960		238
21	2:03.804	38.049	248	42.084	256	43.671		219	60	2:05.666	38.639	246	42.921	253	44.106		221
22	2:02.891	37.958	249	41.847	255	43.086		227	61	2:03.640	38.145	247	42.285	255	43.210		237
23	2:19.711	45.815	79	50.862	249	43.034		228	62	2:04.852	37.858	248	42.340	250	44.654		242
24	2:02.524	37.862	248	41.989	256	42.673		228	63	2:03.614	37.824	247	42.136	255	43.654		238
25	2:02.787	**37.344**	**251**	42.783	253	42.660		233	64	2:03.516	38.294	248	42.119	256	43.103		230
26	**2:01.821**	37.884	248	41.584	252	**42.353**		240	65	2:04.169	38.329	249	42.509	254	43.331		230
27	2:09.401	37.593	247	41.524	253	50.284	48	248	66	2:03.347	38.067	247	42.545	256	42.735		242
28	3:54.971	2:18.968	207	49.654	220	46.349		159	67	2:04.865	38.560	243	42.513	251	43.792		**254**
29	2:10.481	40.962	238	45.428	249	44.091		191	68	2:04.114	37.809	243	43.221	256	43.084		248
30	2:06.692	39.906	245	43.289	248	43.497		210	69	2:03.333	38.338	248	41.813	252	43.182		216
31	2:05.589	39.659	240	42.553	249	43.377		215	70	2:03.504	38.287	248	42.067	249	43.150		216
32	2:03.702	39.046	248	41.746	253	42.910		227	71	2:02.249	37.778	248	41.510	255	42.961		230
33	2:04.394	38.961	250	42.402	254	43.031		222	72	2:03.113	37.972	248	41.988	254	43.153		220
34	2:05.831	39.756	247	42.025	255	44.050		204	73	2:02.759	38.321	249	41.680	254	42.758		229
35	2:04.001	39.039	248	41.705	254	43.257		218	74	2:03.132	38.029	249	42.019	246	43.084		223
36	2:02.835	38.720	250	41.244	255	42.871		224	75	2:01.853	37.804	250	41.510	254	42.539		225
37	2:04.286	38.607	249	41.265	234	44.414		226	76	2:02.189	37.918	249	41.911	257	42.360		228
38	2:03.598	38.693	248	**40.729**	243	44.176		217	77	2:03.605	37.937	248	41.665	239	44.003		218
39	2:03.254	38.506	250	41.054	247	43.694		230									

6 Haupt, DEU / Assenheimer, DEU / Piana, ITA

theoretical besttime: 1:59.275

1	3:17.789	1:30.244	152	53.465	122	54.080		70	40	2:02.673	38.066	243	41.264	253	43.343		232
2	2:28.806	47.394	201	53.091	140	48.321		112	41	2:01.500	37.649	244	42.046	253	41.805		225
3	2:11.495	42.072	217	44.974	236	44.449		152	42	2:35.123	38.420	245	40.649	254	1:16.054		244
4	2:09.550	40.439	241	44.769	248	44.342		206	43	4:33.183	1:38.785	80	1:22.063	80	1:32.335		80
5	2:06.083	39.068	242	42.529	246	44.486		213	44	4:01.513	1:27.939	79	1:22.372	80	1:11.202		79
6	2:03.970	38.442	242	42.434	249	43.094		240	45	2:28.528	42.161	213	45.903	243	1:00.464		173

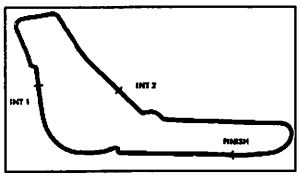

Blancpain GT Series Endurance Cup

Sector List Race

Provisional

BLANCPAIN GT SERIES
MONZA 2019

Autodromo Nazionale di Monza, Length: 5793m
Air temperature: 10.4°C
Track temperature: 10.38°C
Weather condition: Wet

Sunday, April 14, 2019 15:00:00

Lap	Time	SE1	SP1	SE2	SP2	SE3	SP3	TSP	Lap	Time	SE1	SP1	SE2	SP2	SE3	SP3	TSP
7	2:04.616	38.781	242	42.633	251	43.202		216	46	2:36.754	52.212	125	51.344	189	53.198		165
8	2:04.819	38.658	242	42.602	251	43.559		233	47	2:10.515	40.319	238	44.836	229	45.360		179
9	2:06.004	38.920	243	43.678	244	43.406		220	48	2:04.344	38.379	244	43.168	250	42.797		
10	2:03.945	38.744	243	42.473	249	42.728		230	49	2:05.918	37.892	246	43.756	247	44.270		232
11	2:03.539	38.114	244	42.433	251	42.992		247	50	2:12.551	38.217	244	42.813	252	51.521	49	233
12	2:03.674	38.336	244	42.548	251	42.790		221	51	3:13.553	1:47.205	242	42.483	248	43.865		204
13	4:17.646	1:23.621	80	1:22.051	80	1:31.974		80	52	2:04.233	38.175	243	42.357	251	43.701		226
14	4:50.380	1:55.730	79	1:22.410	80	1:32.240		79	53	3:59.804	1:04.755	79	1:22.602	80	1:32.447		188
15	2:42.559	1:09.034	146	46.757	225	46.768		79	54	3:23.134	1:28.396	79	1:07.228	179	47.510		79
16	2:57.495	58.728	102	1:01.159	153	57.608		90	55	2:09.183	40.519	199	43.287	245	45.377		191
17	2:05.484	38.745	245	42.650	238	44.089		216	56	3:11.682	51.387	103	1:05.093	90	1:15.202		187
18	2:04.965	38.522	246	42.925	**255**	43.518		215	57	2:36.737	53.335	131	49.332	208	54.070		125
19	2:06.039	38.864	235	43.167	254	44.008		211	58	2:07.359	39.376	248	43.733	250	44.250		207
20	2:04.280	38.585	244	42.624	254	43.071		229	59	2:05.055	37.949	248	43.596	248	43.510		230
21	2:04.072	38.179	244	42.635	252	43.258		221	60	2:03.641	38.083	245	42.206	250	43.352		236
22	2:02.895	38.078	245	42.117	253	42.700		231	61	2:03.468	38.041	245	42.474	250	42.953		235
23	2:26.429	46.555	80	49.833	252	50.041	49	217	62	2:02.969	37.908	244	42.202	251	42.859		234
24	3:12.210	1:47.124	237	42.177	249	42.909		203	63	2:02.430	38.106	244	41.774	251	42.550		235
25	2:02.319	38.184	243	41.535	250	42.600		229	64	2:02.476	37.842	244	41.875	250	42.759		246
26	2:02.217	38.566	243	41.703	249	41.948		224	65	2:03.394	37.863	245	41.604	251	43.927		242
27	2:02.825	38.001	245	42.511	245	42.313		227	66	2:01.220	37.785	244	40.852	252	42.583		241
28	2:03.218	39.237	242	41.717	252	42.264		230	67	2:02.179	37.906	243	41.553	252	42.720		243
29	2:02.438	38.150	245	42.003	253	42.285		246	68	2:02.077	37.823	244	41.824	251	42.430		249
30	2:01.618	37.938	244	41.836	253	41.844		242	69	2:02.954	37.939	244	41.699	252	43.316		242
31	2:01.547	37.913	243	41.963	252	41.671		244	70	2:02.434	37.627	245	41.784	252	43.023		250
32	2:01.128	37.803	246	41.456	251	41.869		252	71	2:02.987	37.973	246	42.503	251	42.511		232
33	2:01.434	37.572	244	41.472	251	42.390		**258**	72	2:01.752	37.672	246	41.649	251	42.431		242
34	2:01.909	37.809	245	42.245	251	41.855		238	73	2:01.149	37.523	246	41.444	252	42.182		244
35	2:01.601	37.999	244	41.524	254	42.078		239	74	2:01.772	37.843	246	41.792	252	42.137		243
36	2:01.896	38.312	243	41.494	252	42.090		225	75	2:00.555	37.526	246	41.085	252	41.944		239
37	2:01.399	38.416	244	41.197	252	41.786		226	76	1:59.971	**37.360**	**247**	40.572	254	42.039		244
38	2:01.574	37.827	244	41.571	252	42.176		238	77	**1:59.440**	37.506	247	**40.308**	**254**	41.626		246
39	2:00.912	38.521	243	40.784	252	**41.607**		254									

9 Steveny, BEL / Rostan, FRA / Ojjeh, CHE — **theoretical besttime: 2:02.783**

1	3:47.302	2:01.083	119	54.716	167	51.503		80	26	2:11.811	42.101	231	44.659	227	45.051		197
2	2:37.495	49.676	212	48.258	232	59.561		128	27	2:06.913	39.423	237	43.499	231	43.991		218
3	2:18.066	43.653	231	46.537	232	47.876		179	28	2:06.343	39.624	234	42.826	231	43.893		208
4	2:14.937	41.793	229	45.522	220	47.622		193	29	2:05.308	38.731	241	43.023	235	43.554		219
5	2:13.338	41.458	230	45.239	238	46.641		194	30	2:07.837	39.238	241	44.060	223	44.539		226
6	2:12.668	40.917	236	44.938	242	46.813		190	31	2:07.096	38.632	240	43.288	223	45.176		220
7	2:14.688	41.574	225	46.863	244	46.251		193	32	2:04.664	38.418	241	42.579	252	43.667		220
8	2:13.314	40.557	234	45.438	222	47.319		204	33	2:04.070	**37.934**	**241**	42.728	245	43.408		228
9	2:11.586	40.599	237	44.708	247	46.279		200	34	2:03.839	38.432	244	42.479	254	42.928		213
10	2:11.310	40.618	236	45.050	249	45.642		206	35	**2:03.674**	38.825	246	**42.035**	**252**	**42.814**		206
11	2:12.722	42.360	229	44.496	249	45.866		203	36	2:05.171	38.709	241	42.287	234	44.175		224
12	4:00.062	1:03.956	79	1:23.163	80	1:32.943		194	37	2:06.944	39.128	243	42.446	227	45.370		213
13	4:24.546	1:28.604	79	1:23.118	80	1:32.824		79	38	2:03.940	38.260	246	42.674	252	43.006		**230**
14	3:22.170	1:29.892	79	57.181	222	55.097		78	39	2:06.294	38.532	247	43.162	209	44.600		227
15	3:06.397	1:02.687	104	1:00.371	110	1:03.339		94	40	2:47.580	39.982	223	44.713	236	1:22.885		202
16	2:21.133	46.408	201	47.514	235	47.211		224	41	4:24.705	1:29.083	80	1:23.135	80	1:32.487		79
17	2:11.152	41.428	205	44.918	243	44.806		226	42	4:03.978	1:28.958	79	1:23.874	80	1:11.146		79
18	2:08.079	39.254	234	43.992	251	44.833		214	43	2:23.464	46.355	196	46.622	214	50.487		164
19	2:09.637	40.148	242	45.069	251	44.420		195	44	2:34.679	51.957	163	50.392	185	52.330		131
20	2:07.034	39.103	**247**	43.584	249	44.347		207	45	2:11.874	40.654	222	44.763	215	46.457		185
21	2:07.477	39.245	246	43.797	251	44.435		211	46	2:12.694	40.642	232	46.385	240	45.667		183
22	2:20.836	52.441	214	43.881	249	44.514		189	47	2:13.295	39.509	237	47.156	211	46.630		211
23	2:08.414	40.686	242	43.399	245	44.329		211	48	2:15.939	38.920	244	43.892	239	53.127	50	228
24	2:16.577	40.478	237	43.160	249	52.939	50	213	49	3:40.083	2:06.529	229	47.109	216	46.445		168
25	3:39.002	2:05.331	221	46.494	199	47.177		177	50								182

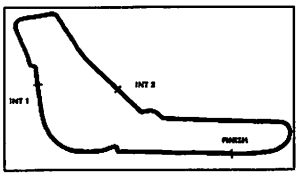

Blancpain GT Series Endurance Cup

Sector List Race

Provisional

BLANCPAIN GT SERIES
MONZA 2019

Autodromo Nazionale di Monza, Length: 5793m
Air temperature: 10.4°C
Track temperature: 10.38°C
Weather condition: Wet

Sunday, April 14, 2019 15:00:00

10 Breukers, NLD / Weerts, BEL / Sanchez, MEX — theoretical besttime: 2:00.211

Lap	Time	SE1	SP1	SE2	SP2	SE3	SP3	TSP
1	3:08.067	1:22.494	180	54.108	145	51.465		69
2	2:35.791	51.363	161	52.136	157	52.292		137
3	2:11.832	42.029	241	45.068	250	44.735		152
4	2:08.098	39.530	245	43.050	249	45.518		206
5	2:06.316	38.992	244	43.087	252	44.237		216
6	2:06.946	39.075	243	42.833	232	45.038		235
7	2:04.640	38.539	245	42.919	252	43.182		220
8	2:04.928	38.439	243	43.138	251	43.351		238
9	2:05.225	38.657	243	43.222	247	43.346		231
10	2:03.798	38.035	245	42.731	251	43.032		248
11	2:04.578	38.035	245	43.110	244	43.433		235
12	2:05.503	38.463	244	43.326	254	43.714		225
13	4:23.967	1:28.770	79	1:22.462	80	1:32.735		79
14	4:24.260	1:28.542	79	1:22.629	80	1:33.089		79
15	2:56.104	1:20.604	185	47.433	233	48.067		79
16	2:57.252	58.576	98	1:01.355	118	57.321		70
17	2:07.794	39.804	232	43.521	252	44.469		193
18	2:05.899	38.582	246	43.037	253	44.280		211
19	2:07.296	38.950	243	43.608	252	44.738		211
20	2:03.918	38.136	247	42.859	254	42.923		230
21	2:12.998	38.078	246	42.569	254	52.351	50	241
22	3:33.269	1:50.384	234	57.256	102	45.629		201
23	2:05.954	38.958	244	43.264	228	43.732		229
24	2:03.126	38.243	247	42.047	252	42.836		238
25	2:02.710	38.115	246	41.951	252	42.644		241
26	2:03.800	39.404	247	41.797	252	42.599		171
27	2:02.562	38.043	247	41.943	253	42.576		247
28	2:03.777	38.013	247	42.349	254	43.415		236
29	2:02.575	37.944	248	41.827	253	42.804		227
30	2:01.354	37.841	247	41.566	254	41.947		244
31	2:01.632	37.740	247	41.467	253	42.425		243
32	2:01.222	37.780	247	41.372	254	42.070		244
33	2:00.748	37.790	246	41.184	253	**41.774**		240
34	2:01.634	37.512	247	41.263	254	42.859		247
35	2:00.901	37.618	246	41.136	254	42.147		242
36	2:03.109	38.543	247	42.455	253	42.111		212
37	**2:00.695**	37.546	247	41.060	255	42.089		244
38	2:02.110	37.797	247	41.670	254	42.643		230
39	2:02.253	37.779	247	42.263	254	42.211		235
40	2:00.892	37.706	249	41.353	255	41.833		241
41	2:00.882	37.574	248	**40.948**	**256**	42.360		243
42	2:46.540	37.511	248	41.629	232	1:27.400		248
43	4:23.505	1:28.016	79	1:22.768	80	1:32.721		79
44	4:00.987	1:28.251	79	1:22.933	80	1:09.803		79
45	2:24.350	46.944	209	47.406	218	50.000		154
46	2:33.897	51.438	166	50.257	183	52.202		136
47	2:09.301	39.730	250	44.386	243	45.185		180
48	2:10.896	39.372	249	45.669	244	45.855		201
49	2:09.743	37.674	247	42.062	254	50.007	50	242
50	3:19.494	1:50.763	237	44.108	248	44.623		201
51	2:05.956	39.022	244	42.987	251	43.947		208
52	2:04.637	38.273	245	42.768	251	43.596		244
53	4:19.353	1:23.820	79	1:22.556	80	1:32.977		79
54	3:37.123	1:26.856	80	1:22.145	144	48.122		79
55	2:05.320	38.369	243	42.988	248	43.963		236
56	2:32.949	38.198	243	44.535	153	1:10.216		239
57	2:35.880	54.521	156	48.446	179	52.913		153
58	2:07.051	39.680	247	43.566	254	43.805		213
59	2:05.451	38.431	246	43.084	249	43.936		233
60	2:07.183	39.606	244	43.755	253	43.822		217
61	2:03.378	37.881	244	42.298	252	43.199		244
62	2:02.269	37.975	246	41.572	253	42.722		244
63	2:02.564	37.885	245	41.811	253	42.868		242
64	2:02.173	37.949	246	41.488	252	42.736		248
65	2:02.563	37.941	246	41.610	253	43.012		246
66	2:01.634	**37.489**	**246**	41.649	254	42.496		242
67	3:52.437	38.503	183	1:28.419	72	1:45.515	49	238
68	3:28.535	1:19.690	238	53.821	143	1:15.024	49	194
69	2:41.348	1:15.152	231	43.190	251	43.006		203
70	2:01.589	37.779	244	41.419	251	42.391		248
71	2:01.078	37.556	246	41.300	252	42.222		**251**
72	2:02.568	37.768	245	41.819	252	42.981		235
73	2:01.944	37.757	245	41.570	254	42.617		240
74	2:05.224	37.779	246	43.164	252	44.281		244
75	2:02.209	38.247	244	41.358	253	42.604		218

12 Monti, FRA / Stoneman, GBR / Gattuso, ITA — theoretical besttime: 2:01.945

Lap	Time	SE1	SP1	SE2	SP2	SE3	SP3	TSP
1	2:59.746	1:09.861	176	55.894	174	53.991		134
2	2:40.117	50.105	146	51.960	202	58.052		180
3	2:09.022	40.739	228	43.822	227	44.461		180
4	2:06.423	39.390	243	43.063	249	43.970		224
5	2:06.637	39.499	244	43.394	250	43.744		210
6	2:05.207	39.288	243	42.693	250	43.226		230
7	2:04.703	38.739	243	42.599	251	43.365		220
8	2:03.247	38.317	242	42.015	248	42.915		236
9	2:03.778	38.578	242	42.040	248	43.160		227
10	2:03.426	38.617	242	41.993	248	42.816		232
11	2:03.086	38.332	242	42.039	249	42.715		240
12	2:02.899	38.248	243	42.060	249	42.591		240
13	3:59.395	1:03.362	80	1:23.225	80	1:32.808		210
14	4:24.645	1:29.147	80	1:22.818	80	1:32.680		80
15	3:22.327	1:29.838	79	57.226	225	55.263		79
16	3:06.179	1:02.715	99	1:00.449	117	1:03.015		91
17	2:05.248	39.904	**244**	42.582	251	42.762		218
18	2:03.843	39.043	244	42.191	252	42.609		227
19	2:03.111	38.332	244	42.180	251	42.599		239
20	2:03.567	38.287	244	42.133	251	43.147		234
21	2:02.968	38.352	244	42.100	251	42.516		235
22	2:02.823	38.284	244	42.182	251	42.357		232
23	2:30.504	57.316	80	50.785	250	42.403		241
24	2:02.620	38.286	244	42.082	251	42.252		238
25	2:02.499	**38.040**	**244**	41.986	251	42.473		243
26	2:02.399	38.147	244	42.013	251	**42.239**		239
27	2:09.703	38.101	244	41.802	250	49.800	49	**246**
28	3:22.157	1:55.766	232	43.245	250	43.146		182
29	2:04.885	39.188	243	42.848	249	42.849		209
30	2:03.838	38.365	243	42.619	251	42.854		226
31	2:02.808	38.332	242	42.000	250	42.476		221
32	2:03.102	38.241	241	42.244	249	42.617		225
33	2:03.451	38.622	240	42.334	252	42.495		244
34	2:03.491	39.081	236	41.956	252	42.454		242
35	2:02.608	38.269	242	41.805	251	42.534		233
36	**2:02.283**	38.156	243	**41.666**	**251**	42.461		244
37	7:36.584	39.703	240	42.207	252	6:14.674	49	216

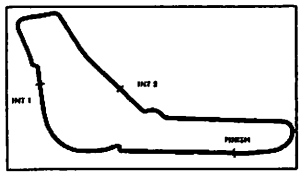

Blancpain GT Series Endurance Cup

Sector List Race

Provisional

BLANCPAIN GT SERIES

MONZA 2019

Autodromo Nazionale di Monza, Length: 5793m
Air temperature: 10.4°C
Track temperature: 10.38°C
Weather condition: Wet

Sunday, April 14, 2019 15:00:00

15 Gosselin, FRA / Feligioni, FRA / Kuppens, BEL — theoretical besttime: 2:02.762

Lap	Time	SE1	SP1	SE2	SP2	SE3	SP3	TSP
1	3:45.204	1:58.129	134	54.241	202	52.834		71
2	2:24.105	47.737	194	48.802	198	47.566		144
3	2:12.993	41.014	234	45.426	238	46.553		183
4	2:11.849	41.435	234	44.648	245	45.766		187
5	2:08.350	39.664	240	43.574	249	45.112		213
6	2:08.458	39.940	234	43.746	251	44.772		199
7	2:06.440	38.917	246	43.152	248	44.371		227
8	2:06.106	38.560	244	42.955	232	44.591		235
9	2:05.561	38.491	245	42.590	248	44.480		237
10	2:05.219	38.568	246	42.431	249	44.220		229
11	2:06.131	38.167	245	43.841	246	44.123		**250**
12	2:49.820	38.239	246	42.510	250	1:29.071		248
13	4:26.509	1:29.238	78	1:23.535	79	1:33.736		78
14	4:18.360	1:29.571	78	1:23.405	79	1:25.384		78
15	2:10.721	41.751	234	44.154	247	44.816		185
16	2:29.783	39.573	225	55.813	190	54.397		189
17	2:07.385	39.255	246	43.360	249	44.770		198
18	2:07.836	40.227	235	43.234	252	44.375		200
19	2:04.285	38.202	246	42.742	251	43.341		222
20	2:04.745	38.339	245	42.461	244	43.945		219
21	2:03.431	37.990	**247**	42.162	251	43.279		235
22	2:03.573	38.314	246	**42.027**	252	43.232		224
23	2:22.759	55.420	191	44.299	251	43.040		207
24	**2:02.995**	**37.854**	246	42.245	**256**	42.896		229
25	2:03.472	37.966	246	42.289	254	43.217		240
26	2:03.211	38.228	246	42.102	251	**42.881**		236
27	2:11.152	38.165	244	42.576	249	50.411	49	236
28	3:47.977	2:17.522	231	44.674	245	45.781		180
29	2:07.758	39.442	234	43.638	236	44.678		222
30	2:07.035	39.243	230	43.208	247	44.584		230
31	2:07.262	39.569	227	43.256	235	44.437		230
32	2:06.237	39.382	235	42.968	250	43.887		204
33	2:05.165	38.760	236	42.661	249	43.744		233
34	2:06.054	38.924	235	42.966	251	44.164		212
35	2:08.964	39.306	234	43.054	249	46.604		209
36	2:14.379	42.945	228	44.873	239	46.561		200
37	2:11.676	41.455	231	42.614	239	47.607		192
38	2:10.168	39.172	238	44.896	231	46.100		205
39	2:07.233	39.941	238	42.506	243	44.786		195
40	2:11.054	43.080	217	43.265	224	44.709		198
41	2:51.177	38.992	241	42.737	230	1:29.448		199
42	4:26.409	1:29.207	78	1:23.477	79	1:33.725		78
43	3:59.104	1:29.808	78	1:24.397	79	1:04.899		78
44	2:21.570	46.862	218	47.133	241	47.575		160
45	2:33.365	51.955	198	49.375	155	52.035		122
46	2:19.860	42.556	232	50.383	233	46.921		157
47	2:15.416	42.546	235	46.254	231	46.616		171
48	2:12.051	40.157	237	45.923	229	45.971		197
49	2:09.089	39.610	238	44.126	244	45.353		218
50	2:08.054	39.068	235	43.729	249	45.257		239
51	2:12.472	41.283	225	44.735	243	46.454		207
52	3:37.356	41.376	203	1:19.224	79	1:36.756	48	201
53	4:59.025	2:48.441	78	1:22.056	139	48.528		78
54	2:20.685	44.007	204	48.170	228	48.508		185
55	2:26.896	42.294	211	45.679	244	58.923		206
56	2:34.155	58.273	203	47.131	244	48.751		134
57	2:21.416	43.750	210	48.963	227	48.703		199
58	2:13.628	41.419	222	45.224	243	46.985		215
59	2:14.507	41.877	220	45.500	248	47.130		241
60	2:14.708	41.744	226	45.045	249	47.919		215
61	2:13.069	40.959	228	45.186	248	46.924		215
62	2:12.468	41.289	227	44.534	248	46.645		210
63	2:12.484	40.909	230	44.809	247	46.766		213
64	2:11.747	40.535	232	44.709	247	46.503		233
65	2:12.068	40.402	231	44.784	248	46.882		218
66	2:13.066	41.246	230	45.234	249	46.586		193
67	2:12.628	40.047	213	45.305	245	47.276		234
68	2:13.407	40.946	229	45.036	247	47.425		227
69	2:12.904	40.809	229	45.236	214	46.859		207
70	2:12.308	40.206	225	45.122	241	46.980		216
71	2:12.176	40.562	233	44.780	244	46.834		208
72	2:08.659	39.460	235	43.344	250	45.855		237
73	2:09.563	39.536	233	44.024	248	46.003		221
74	2:09.175	39.201	237	43.619	224	46.355		216
75	2:09.842	40.030	235	44.191	250	45.621		224

19 Santamato, FRA / Tweraser, AUT / Mauron, CHE — theoretical besttime: 1:59.647

Lap	Time	SE1	SP1	SE2	SP2	SE3	SP3	TSP
1	3:24.785	1:37.216	156	53.034	147	54.535		78
2	2:25.892	45.686	172	52.210	147	47.996		101
3	2:12.441	41.487	243	44.640	251	46.314		170
4	2:08.852	40.355	243	43.615	253	44.882		207
5	2:06.110	38.584	248	43.315	256	44.211		216
6	2:05.539	38.662	248	42.854	256	44.023		209
7	2:05.224	38.253	250	42.991	257	43.980		221
8	2:04.198	38.101	250	42.564	258	43.533		220
9	2:04.305	38.090	250	42.373	256	43.842		238
10	2:04.183	37.644	251	42.401	257	44.138		243
11	2:03.556	37.836	250	42.344	254	43.376		236
12	2:10.595	38.039	251	42.793	256	49.763		223
13	4:23.429	1:28.269	78	1:22.428	80	1:32.732		79
14	4:24.236	1:28.953	79	1:22.580	80	1:32.703		78
15	2:50.475	1:16.643	189	46.436	242	47.396		79
16	2:56.871	58.019	78	1:01.463	112	57.389		82
17	2:05.966	38.452	249	43.668	253	43.846		208
18	2:05.809	39.539	247	42.434	255	43.836		189
19	2:05.014	38.567	248	42.665	242	43.782		209
20	2:03.027	37.848	251	42.153	256	43.026		230
21	2:03.539	38.016	**251**	42.216	257	43.307		226
22	2:03.102	37.769	251	42.473	244	42.860		221
23	2:26.919	45.262	79	51.450	258	50.207	50	224
24	3:34.322	2:07.353	241	43.273	254	43.696		181
40	**1:59.932**	**37.366**	**248**	40.841	256	**41.725**		264
41	2:00.191	37.469	248	40.842	258	41.880		250
42	3:12.660	38.716	241	1:01.583	80	1:32.361		238
43	4:22.842	1:27.596	79	1:22.322	80	1:32.924		79
44	3:37.406	1:27.815	79	1:19.035	160	50.556		79
45	2:24.784	46.743	163	49.914	242	48.127		159
46	2:23.945	49.798	212	48.230	217	45.917		100
47	2:06.887	38.890	248	45.754	254	42.243		187
48	2:09.010	39.020	250	46.141	254	43.849		208
49	2:04.928	37.994	251	44.366	252	42.568		217
50	2:10.150	37.387	248	42.212	254	50.551	49	262
51	3:33.083	2:04.237	243	44.841	252	44.005		204
52	2:19.443	38.566	247	42.574	254	58.303		219
53	4:24.868	1:28.596	70	1:23.446	80	1:32.826		79
54	3:14.037	1:03.045	73	1:22.495	163	48.497		164
55	2:13.681	44.179	220	44.306	235	45.196		167
56	2:25.502	39.713	232	44.848	237	1:00.941		187
57	2:29.186	56.709	166	46.127	238	46.350		102
58	2:06.120	38.923	250	42.830	255	44.367		205
59	2:05.581	38.439	248	42.848	252	44.294		226
60	2:04.481	38.211	248	42.637	255	43.633		227
61	2:05.285	38.265	248	42.644	225	44.376		221
62	2:05.639	38.789	248	43.725	255	43.125		208
63	2:03.242	37.938	249	42.270	257	43.034		235

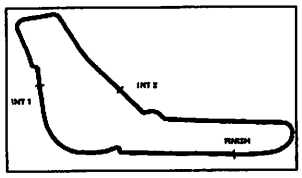

Blancpain GT Series Endurance Cup

Sector List Race

Provisional

BLANCPAIN GT SERIES
MONZA 2019

Autodromo Nazionale di Monza, Length: 5793m
Air temperature: 10.4°C
Track temperature: 10.38°C
Weather condition: Wet

Sunday, April 14, 2019 15:00:00

Lap	Time	SE1	SP1	SE2	SP2	SE3	SP3	TSP	Lap	Time	SE1	SP1	SE2	SP2	SE3	SP3	TSP
25	2:04.569	38.974	244	41.906	257	43.689		227	64	2:03.251	37.773	250	42.084	257	43.394		235
26	2:03.218	37.755	248	42.822	226	42.641		239	65	2:03.237	37.933	250	42.208	256	43.096		241
27	2:04.087	38.438	248	42.952	253	42.697		219	66	2:03.651	37.759	249	42.121	258	43.771		245
28	2:03.414	37.974	247	42.898	254	42.542		234	67	2:03.455	38.160	249	42.472	257	42.823		224
29	2:02.354	37.736	246	42.143	255	42.475		234	68	2:02.600	37.681	247	42.373	253	42.546		235
30	2:02.045	37.793	247	42.016	254	42.236		247	69	2:02.595	38.012	247	41.945	256	42.638		225
31	2:01.412	37.547	247	41.875	255	41.990		252	70	2:02.277	37.741	248	41.975	256	42.561		249
32	2:03.769	38.058	244	42.005	245	43.706		233	71	2:02.279	37.654	248	41.990	254	42.635		248
33	2:03.473	38.557	241	42.313	234	42.603		264	72	2:01.882	37.696	248	41.613	255	42.573		248
34	2:01.411	37.744	246	41.655	256	42.012		251	73	2:01.677	37.706	250	41.516	255	42.455		252
35	2:01.081	37.463	248	41.673	257	41.945		255	74	2:01.405	37.490	250	41.566	257	42.349		243
36	2:02.261	37.734	243	42.230	254	42.297		256	75	2:01.389	37.379	248	41.545	258	42.465		239
37	2:02.280	37.715	248	41.781	256	42.784		**265**	76	2:01.462	37.934	249	40.993	257	42.535		250
38	2:02.972	37.703	249	41.406	239	43.863		242	77	1:59.987	37.554	250	**40.556**	**258**	41.877		259
39	2:01.184	37.524	249	41.524	258	42.136		263									

22 McMurry, USA / Frommenwiler, CHE / Moore, GBR — **theoretical besttime: 2:00.292**

1	3:11.218	1:25.106	161	54.440	123	51.672		71	40	2:00.889	38.013	247	41.176	257	**41.700**		230
2	2:32.959	50.021	157	52.531	152	50.407		145	41	2:01.092	38.180	246	41.193	257	41.719		222
3	2:10.072	41.752	244	43.971	241	44.349		139	42	2:53.987	37.964	250	42.238	149	1:33.785		224
4	2:05.998	39.208	219	43.202	248	43.588		194	43	4:28.579	1:31.221	78	1:23.309	78	1:34.049		78
5	2:05.799	39.081	247	42.848	249	43.870		189	44	3:52.821	1:29.268	78	1:23.489	78	1:00.064		77
6	2:05.164	38.906	247	43.118	235	43.140		187	45	2:23.966	48.022	192	48.223	202	47.721		128
7	2:04.163	38.298	248	42.636	253	43.229		222	46	2:30.181	50.489	214	48.877	196	50.815		114
8	2:03.550	38.048	250	42.418	**259**	43.084		227	47	2:09.406	39.876	242	44.178	247	45.352		177
9	2:04.327	38.178	238	42.877	245	43.272		219	48	2:10.813	39.812	247	45.080	247	45.921		196
10	2:03.817	38.067	243	42.636	231	43.114		221	49	2:15.732	39.089	249	43.546	255	53.097	48	198
11	2:03.995	38.345	237	42.674	257	42.976		219	50	3:24.771	1:55.385	240	44.650	245	44.736		196
12	2:03.917	38.073	245	42.867	254	42.977		225	51	2:07.364	39.353	234	43.661	246	44.350		208
13	4:06.488	1:08.504	78	1:23.539	78	1:34.445		79	52	2:26.872	39.008	245	43.295	254	1:04.569		208
14	4:28.752	1:29.550	77	1:24.031	78	1:35.171		77	53	4:41.212	1:49.817	61	1:27.107	78	1:24.288		77
15	3:09.646	1:29.834	78	48.710	207	51.102		78	54	2:53.282	41.660	129	1:21.261	150	50.361		188
16	3:03.031	1:01.609	88	1:01.177	144	1:00.245		70	55	2:11.859	42.502	177	44.793	248	44.564		188
17	2:06.009	39.047	243	43.405	255	43.557		224	56	2:25.500	40.104	195	44.270	227	1:01.126		190
18	2:05.750	38.784	242	43.952	255	43.014		216	57	2:28.695	57.268	172	46.606	239	44.821		123
19	2:04.003	37.976	247	42.851	257	43.176		225	58	2:08.401	40.171	228	43.649	257	44.581		183
20	2:03.788	38.311	246	42.309	254	43.168		243	59	2:06.502	39.314	240	43.447	258	43.741		206
21	2:03.248	37.966	248	42.723	257	42.559		228	60	2:04.496	38.262	247	42.569	257	43.665		225
22	2:03.376	37.691	249	42.641	256	43.044			61	2:04.714	38.698	248	42.479	254	43.537		235
23	2:21.903	48.619	78	50.600	252	42.684		241	62	2:05.008	38.249	250	43.194	257	43.565		227
24	2:02.628	37.867	249	42.291	257	42.470		236	63	2:04.819	38.351	251	43.020	251	43.448		214
25	2:10.811	37.834	251	42.351	257	50.626	49	241	64	2:03.743	38.317	248	42.143	255	43.283		240
26	3:26.880	1:59.793	242	43.129	249	43.958		177	65	2:03.671	38.326	251	42.554	256	42.791		229
27	2:04.165	38.300	247	42.407	247	43.458		224	66	2:03.748	38.087	249	42.586	258	43.075		242
28	2:05.470	37.978	246	44.335	256	43.157		228	67	2:04.473	38.537	250	42.639	252	43.297		254
29	2:02.522	37.874	250	42.174	252	42.474		228	68	2:02.994	38.086	246	42.062	254	42.846		239
30	2:02.342	38.289	247	42.025	252	42.028		228	69	2:03.214	38.191	249	42.004	255	43.019		225
31	2:02.114	37.953	247	42.215	253	41.946		226	70	2:03.491	38.294	246	41.869	257	43.328		228
32	2:02.548	38.367	243	41.962	252	42.219		224	71	2:03.597	38.178	252	42.421	258	42.998		240
33	2:01.630	37.919	250	41.600	255	42.111		232	72	2:03.721	37.920	252	42.002	255	43.799		241
34	2:02.341	37.773	247	42.152	255	42.416		236	73	2:02.315	37.722	251	41.986	255	42.607		242
35	2:02.413	38.096	250	42.007	254	42.310		234	74	2:03.443	37.909	248	42.778	254	42.756		243
36	2:02.085	38.064	247	41.959	255	42.062		235	75	2:01.692	37.720	247	41.558	255	42.414		251
37	2:02.658	38.793	243	41.826	255	42.039		230	76	2:02.005	37.941	250	41.924	253	42.140		242
38	2:01.317	37.992	248	41.207	258	42.118		222	77	**2:00.594**	**37.500**	**249**	**41.092**	**254**	42.002		**258**
39	2:01.653	38.060	251	41.371	249	42.222		227									

23 Barthez, FRA / Delhez, BEL — **theoretical besttime: 2:02.903**

1	3:43.570	1:55.600	136	53.964	183	54.006		84	39	2:06.348	39.617	238	42.541	220	44.190		208
2	2:23.835	47.959	193	48.744	228	47.132		151	40	2:05.881	40.403	239	42.427	243	43.051		213
3	2:15.411	42.291	234	45.697	238	47.423		174	41	2:49.770	38.372	238	44.050	232	1:27.348		227
4	2:17.531	44.352	210	47.233	247	45.946		157	42	4:23.210	1:27.692	80	1:22.713	80	1:32.805		80
5	2:12.378	41.107	240	45.744	248	45.527		194	43	4:02.471	1:30.094	80	1:22.664	80	1:09.713		79
6	2:10.106	39.534	242	45.020	245	45.552		215	44	2:24.307	47.040	201	47.831	205	49.436		161
7	2:09.688	39.821	242	44.592	244	45.275		210	45	2:33.258	52.200	197	49.388	181	51.670		106

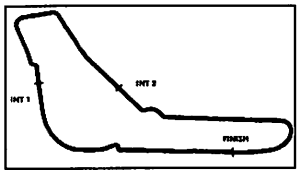

Blancpain GT Series Endurance Cup

Sector List Race

Provisional

BLANCPAIN GT SERIES
MONZA 2019

Autodromo Nazionale di Monza, Length: 5793m
Air temperature: 10.4°C
Track temperature: 10.38°C
Weather condition: Wet

Sunday, April 14, 2019 15:00:00

Lap	Time	SE1	SP1	SE2	SP2	SE3	SP3	TSP	Lap	Time	SE1	SP1	SE2	SP2	SE3	SP3	TSP
8	2:10.620	39.234	240	45.125	191	46.261		216	46	2:15.027	41.749	207	45.605	225	47.673		177
9	2:11.237	40.289	225	44.811	182	46.137		213	47	2:15.018	41.600	220	45.852	217	47.566		198
10	2:07.370	39.211	245	43.691	250	44.468		219	48	2:14.694	41.545	227	46.392	225	46.757		203
11	2:08.520	39.094	245	44.863	249	44.563		213	49	2:23.444	40.685	236	43.768	227	58.991	39	211
12	3:29.135	43.797	226	1:13.004	81	1:32.334		134	50	3:46.711	2:16.325	217	44.817	247	45.569		164
13	4:21.328	1:27.509	80	1:22.037	80	1:31.782		80	51	3:23.514	41.488	142	1:10.014	80	1:32.012		215
14	3:43.491	1:27.284	80	1:22.485	81	53.722		80	52	3:42.921	1:29.001	79	1:22.561	81	51.359		80
15	2:10.456	40.650	234	44.926	247	44.880		203	53	2:47.991	44.266	196	54.347	129	1:09.378		181
16	2:09.755	40.136	240	44.506	249	45.113		199	54	3:32.740	1:11.422	100	1:06.006	104	1:15.312		91
17	2:11.186	39.547	244	44.149	250	47.490		203	55	2:40.561	52.296	177	50.201	192	58.064		150
18	2:06.707	39.270	245	43.530	250	43.907		210	56	2:08.762	40.673	232	44.085	250	44.004		213
19	2:07.707	38.828	246	43.423	251	45.456		228	57	2:09.434	39.264	235	44.874	229	45.296		208
20	2:06.832	39.286	246	43.480	251	44.066		214	58	2:09.976	39.767	240	44.946	250	45.263		217
21	2:06.185	39.168	244	43.384	251	43.633		210	59	2:08.727	40.169	226	43.962	248	44.596		204
22	2:05.475	38.830	246	42.995	252	43.650		222	60	2:11.679	39.746	242	46.072	224	45.861		206
23	2:22.640	55.676	242	43.267	250	43.697		89	61	2:08.204	39.571	246	44.062	251	44.571		198
24	2:05.530	38.829	244	43.313	252	43.388		221	62	2:06.444	39.061	243	43.368	252	44.015		232
25	2:17.016	39.062	243	43.529	251	54.425	47	216	63	2:09.055	38.747	243	45.539	252	44.769		223
26	3:44.193	2:14.840	219	43.682	241	45.671		161	64	2:08.425	38.983	245	43.470	253	45.972		219
27	2:07.221	39.604	235	43.092	244	44.525		216	65	2:09.280	39.040	244	46.297	253	43.943		226
28	2:07.186	39.179	237	43.387	235	44.620		209	66	2:06.440	38.643	245	43.670	253	44.127		240
29	2:07.700	39.317	238	43.579	242	44.804		219	67	2:06.274	38.805	244	43.061	252	44.408		**241**
30	2:06.538	40.690	233	42.768	252	43.080		213	68	2:06.648	39.368	246	43.542	252	43.738		206
31	2:04.771	38.925	242	42.226	237	43.620		215	69	2:05.847	38.459	247	43.530	251	43.858		240
32	2:06.009	38.880	242	43.865	244	43.264		219	70	2:07.549	40.160	225	43.745	251	43.644		192
33	2:05.398	39.449	240	42.353	236	43.596		218	71	2:05.799	38.900	243	43.275	254	43.624		205
34	2:04.198	**38.349**	238	42.207	251	43.642		223	72	2:05.628	39.233	246	43.101	253	43.294		209
35	**2:03.505**	38.439	242	42.152	251	42.914		226	73	2:04.032	38.536	246	42.614	253	42.882		219
36	2:03.845	38.811	241	**41.865**	249	43.169		224	74	2:04.428	38.899	246	42.840	253	**42.689**		229
37	2:06.214	38.805	231	42.689	235	44.720		218	75	2:04.988	38.441	247	42.850	253	43.697		226
38	2:05.412	38.681	235	43.332	237	43.399		221									

25 Gachet, FRA / Palette, FRA / Haase, DEU — **theoretical besttime: 1:58.982**

1	3:03.172	1:14.206	156	56.064	128	52.902		107	40	1:59.816	37.477	244	40.786	254	41.553		246
2	2:37.578	50.142	125	53.092	153	54.344		161	41	2:00.203	37.823	246	**40.625**	**254**	41.755		242
3	2:11.174	41.916	233	43.813	249	45.445		160	42	2:14.683	37.556	244	41.006	253	56.121		**259**
4	2:06.259	39.151	244	43.065	251	44.043		203	43	4:21.730	1:27.257	79	1:22.005	80	1:32.468		79
5	2:05.862	38.763	247	42.949	231	44.150		210	44	4:22.038	1:27.755	79	1:22.560	80	1:31.723		79
6	2:04.284	39.068	248	42.036	252	43.180		214	45	2:43.213	43.923	217	49.997	118	1:09.293		194
7	2:04.274	38.467	248	42.464	254	43.343		235	46	2:39.674	52.783	122	50.865	204	56.026		141
8	2:04.557	38.560	247	42.754	249	43.243		223	47	2:08.649	40.225	247	44.513	237	43.911		191
9	2:03.609	38.483	248	42.095	252	43.031		232	48	2:05.509	38.823	246	42.862	254	43.824		226
10	2:03.115	37.938	247	42.180	255	42.997		248	49	2:03.551	37.968	245	42.648	251	42.935		237
11	2:02.932	37.961	248	42.614	252	42.357		242	50	2:02.569	37.635	245	42.115	251	42.819		241
12	2:02.746	37.735	247	42.237	252	42.774		238	51	2:03.053	37.733	246	42.289	252	43.031		243
13	3:58.468	1:02.418	79	1:23.533	80	1:32.517		214	52	2:03.742	37.988	246	42.849	254	42.905		216
14	4:24.809	1:29.607	79	1:22.680	80	1:32.522		79	53	2:29.785	37.568	247	42.589	254	1:09.628	48	233
15	3:22.494	1:29.747	80	57.866	233	54.881		79	54	4:53.612	2:24.499	78	1:23.886	79	1:05.227		78
16	3:05.557	1:02.664	103	1:00.621	121	1:02.272		80	55	3:04.788	54.233	126	1:00.670	127	1:09.885		144
17	2:04.755	39.153	248	42.787	254	42.815		220	56	3:32.509	1:11.205	96	1:06.868	101	1:14.436		99
18	2:03.906	38.838	248	42.227	254	42.841		220	57	2:41.246	53.070	178	50.425	195	57.751		154
19	2:02.755	38.158	247	42.017	254	42.580		245	58	2:04.040	38.478	244	42.257	250	43.305		231
20	2:02.921	38.103	247	42.090	254	42.728		225	59	2:02.597	37.904	244	41.710	251	42.983		243
21	2:03.313	37.864	**249**	42.093	**255**	43.356		234	60	2:02.743	37.881	244	42.068	249	42.794		246
22	2:02.969	38.326	247	41.984	254	42.659		228	61	2:02.331	38.177	244	41.604	251	42.550		242
23	2:14.359	38.561	248	53.033	245	42.765		235	62	2:02.223	38.239	245	41.536	251	42.448		246
24	2:02.803	37.953	248	42.131	254	42.719		230	63	2:01.768	37.752	245	41.510	249	42.506		245
25	2:01.979	37.593	246	42.009	254	42.377		251	64	2:01.685	37.729	245	41.500	251	42.456		237
26	2:02.537	37.512	248	41.812	254	43.213		248	65	2:01.834	37.566	246	41.527	251	42.741		245
27	2:09.730	38.088	248	42.113	251	49.529	49	229	66	2:01.253	37.744	246	41.366	251	42.143		250
28	3:29.835	2:04.154	241	41.934	243	43.747		204	67	2:01.495	37.635	245	41.541	252	42.319		247
29	2:01.632	37.992	246	41.654	253	41.986		243	68	2:01.375	37.533	246	41.579	251	42.263		245
30	2:00.982	37.742	246	41.413	254	41.827		221	69	2:01.605	37.740	245	41.543	251	42.322		247
31	2:00.824	37.667	246	41.083	255	42.074		243	70	2:01.293	37.634	246	41.607	252	42.052		250
32	2:04.812	38.717	246	43.771	255	42.324		216	71	2:47.231	41.733	165	57.812	136	1:07.686	49	254
33	2:02.972	38.897	233	41.834	254	42.241		244	72	2:45.944	1:22.036	246	41.795	251	42.113		202

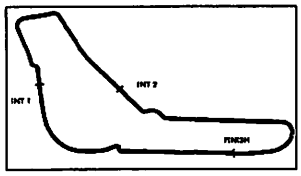

Blancpain GT Series Endurance Cup

Sector List Race

Provisional

BLANCPAIN GT SERIES

MONZA 2019

Autodromo Nazionale di Monza, Length: 5793m
Air temperature: 10.4°C
Track temperature: 10.38°C
Weather condition: Wet

Sunday, April 14, 2019 15:00:00

Lap	Time	SE1	SP1	SE2	SP2	SE3	SP3	TSP	Lap	Time	SE1	SP1	SE2	SP2	SE3	SP3	TSP
34	2:01.377	**37.097**	244	41.422	254	42.858		242	73	2:01.274	37.948	247	41.127	253	42.199		248
35	2:00.968	37.789	246	41.334	252	41.845		237	74	2:00.302	37.558	247	41.056	252	41.688		248
36	2:01.450	37.989	244	41.302	253	42.159		239	75	1:59.704	37.264	247	40.684	254	41.756		256
37	2:00.875	37.780	245	41.412	252	41.683		248	76	2:00.221	37.249	248	41.350	253	41.622		242
38	2:01.334	37.852	245	40.958	254	42.524		245	77	**1:59.318**	37.372	246	40.686	254	**41.260**		247
39	2:01.989	37.760	244	41.122	251	43.107		243									

26 Michal, FRA / Paque, BEL / Winkelhock, DEU

theoretical besttime: 1:59.496

1	3:32.759	1:44.968	140	52.473	132	55.318		66	39	2:01.336	38.448	245	40.975	256	41.913		216
2	2:26.242	46.404	213	49.375	138	50.463		171	40	2:50.631	38.356	247	41.314	232	1:30.961		204
3	2:15.670	42.106	227	45.928	226	47.636		184	41	4:26.215	1:29.201	79	1:22.955	76	1:34.059		79
4	2:15.360	41.441	217	46.820	227	47.099		199	42	3:57.601	1:28.502	77	1:24.920	77	1:04.179		79
5	2:11.650	40.291	231	44.948	241	46.411		223	43	2:21.884	47.174	192	47.059	186	47.651		147
6	2:13.659	40.408	210	46.307	238	46.944		213	44	2:32.852	51.900	167	49.281	133	51.671		121
7	2:10.338	39.758	233	44.842	247	45.738		214	45	2:11.430	40.317	229	45.025	229	46.088		175
8	2:12.584	41.990	226	44.483	235	46.111		233	46	2:11.329	39.711	240	45.025	219	46.593		193
9	2:10.112	39.884	234	44.394	245	45.834		208	47	2:19.795	39.453	227	45.029	200	55.313	49	205
10	2:09.310	39.683	236	44.100	247	45.527		220	48	3:36.678	2:10.393	242	43.120	249	43.165		202
11	2:08.654	39.356	234	43.938	249	45.360		229	49	2:02.841	37.821	246	42.371	251	42.649		226
12	3:24.895	39.855	234	1:12.530	80	1:32.510		212	50	2:34.486	37.651	246	42.502	252	1:14.333		232
13	4:24.109	1:28.463	79	1:22.940	80	1:32.706		79	51	4:25.197	1:33.276	58	1:26.846	67	1:25.075		79
14	3:43.894	1:28.265	79	1:22.897	80	52.732		79	52	2:53.636	42.331	137	1:21.524	151	49.781		168
15	2:10.912	40.302	232	45.132	247	45.478		202	53	2:12.463	43.821	141	44.376	230	44.266		149
16	5:01.788	39.699	235	44.691	249	3:37.398		215	54	2:25.146	39.607	208	44.004	228	1:01.535		188
17	2:12.508	41.175	228	45.129	247	46.204		194	55	2:27.043	56.300	166	46.881	204	43.862		117
18	2:10.597	39.292	234	44.945	249	46.360		231	56	2:07.276	38.935	215	44.060	243	44.281		195
19	2:10.764	39.567	231	45.154	249	46.043		223	57	2:04.401	38.606	248	42.842	248	42.953		216
20	2:09.296	39.135	233	44.329	251	45.832		228	58	2:02.866	37.976	248	42.078	251	42.812		228
21	2:36.318	40.311	230	59.448	121	56.559	48	199	59	2:04.958	38.335	234	42.852	215	43.771		224
22	3:32.901	2:04.786	230	43.894	237	44.221		179	60	2:05.435	38.538	249	43.925	241	42.972		206
23	2:06.614	39.083	241	43.325	251	44.206		211	61	2:02.260	38.013	247	42.004	255	42.243		230
24	2:05.607	39.062	246	42.936	239	43.609		203	62	2:02.373	37.519	247	41.809	248	43.045		233
25	2:05.361	39.274	237	42.590	252	43.497		210	63	2:01.915	37.927	246	41.550	254	42.438		231
26	2:03.206	38.363	244	42.528	253	42.315		216	64	2:01.445	**37.157**	**247**	41.995	254	42.293		**261**
27	2:02.702	38.187	244	42.032	252	42.483		223	65	2:01.742	37.717	242	41.664	252	42.361		251
28	2:03.751	38.421	**250**	41.999	251	43.331		213	66	2:01.660	37.858	246	41.623	254	42.179		244
29	2:02.329	38.341	247	41.882	253	42.106		224	67	2:00.933	37.194	247	41.644	252	42.095		258
30	2:02.612	38.265	246	41.633	255	42.714		228	68	2:01.674	37.538	246	41.716	252	42.420		227
31	2:03.584	38.019	242	42.997	251	42.568		230	69	2:01.697	37.486	248	41.675	254	42.536		243
32	2:04.122	38.346	247	42.243	255	43.533		227	70	2:01.779	37.480	249	41.675	253	42.624		239
33	2:05.740	38.814	245	42.844	242	44.082		200	71	2:01.378	37.519	248	41.405	252	42.454		247
34	2:05.329	38.925	244	42.824	241	43.580		206	72	2:00.918	37.645	247	41.155	253	42.118		254
35	2:01.028	37.976	246	41.238	254	41.814		230	73	2:01.204	37.614	248	41.421	254	42.169		230
36	2:01.725	37.978	246	41.589	252	42.158		217	74	2:00.379	37.425	249	41.191	253	**41.763**		242
37	2:01.413	37.818	247	41.580	254	42.015		225	75	**2:00.134**	37.515	248	**40.576**	**253**	42.043		229
38	2:03.189	38.266	247	41.943	242	42.980		216									

29 Costantini, ITA / Forne Tomas, ESP / Lenz, CHE

theoretical besttime: 2:02.470

1	3:44.037	1:56.679	154	53.249	188	54.109		82	39	2:04.883	38.270	242	42.283	251	44.330		219
2	2:23.955	48.060	199	48.479	216	47.416		160	40	2:03.139	38.448	244	**41.917**	**252**	**42.774**		219
3	2:11.677	40.755	239	44.589	241	46.333		164	41	2:11.935	38.294	244	42.254	251	51.387	47	227
4	2:15.191	44.777	228	44.744	249	45.670		196	42	4:33.030	1:38.332	80	1:22.402	80	1:32.296		79
5	2:08.678	39.944	235	43.743	251	44.991		203	43	4:23.864	1:28.196	79	1:22.955	80	1:32.713		79
6	2:07.889	39.125	229	44.606	251	44.158		209	44	2:53.928	52.092	229	52.475	120	1:09.361		169
7	2:06.249	38.797	247	43.374	251	44.078		218	45	2:41.051	53.173	116	50.492	174	57.386		124
8	2:06.118	38.512	247	43.195	242	44.411		221	46	2:09.164	39.624	244	45.994	220	43.546		200
9	2:05.608	38.412	247	42.732	251	44.464		231	47	2:07.676	39.311	246	44.290	251	44.075		219
10	2:04.874	38.506	247	42.613	252	43.755		222	48	2:06.221	39.018	241	43.410	250	43.793		218
11	2:05.336	38.790	244	42.901	250	43.645		241	49	2:06.211	38.222	244	43.758	248	44.231		232
12	2:47.352	38.156	245	42.358	251	1:26.838		**251**	50	2:05.825	38.864	244	43.015	251	43.946		207
13	4:22.366	1:27.909	79	1:22.232	80	1:32.225		79	51	2:05.413	38.554	244	43.052	252	43.807		216
14	4:18.689	1:28.153	79	1:22.453	80	1:28.083		79	52	2:51.661	39.015	244	43.069	252	1:29.577	49	209
15	2:13.850	42.807	229	45.193	191	45.850		174	53	5:42.013	3:36.518	79	1:18.081	183	47.414		79
16	2:33.239	41.311	225	57.123	162	54.805		191	54	2:10.019	39.921	229	44.255	240	45.843		218
17	2:07.393	38.751	**248**	43.325	249	45.317		204	55	3:11.373	50.626	96	1:04.522	113	1:16.225		191

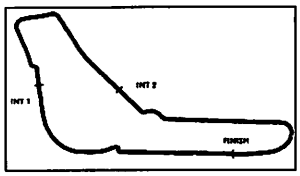

Blancpain GT Series Endurance Cup

Sector List Race

Provisional

BLANCPAIN GT SERIES MONZA 2019

Autodromo Nazionale di Monza, Length: 5793m
Air temperature: 10.4°C
Track temperature: 10.38°C
Weather condition: Wet

Sunday, April 14, 2019 15:00:00

Lap	Time	SE1	SP1	SE2	SP2	SE3	SP3	TSP	Lap	Time	SE1	SP1	SE2	SP2	SE3	SP3	TSP
18	2:06.957	39.416	244	43.005	248	44.536		207	56	2:38.495	53.027	142	49.010	187	56.458		132
19	2:04.077	38.048	248	42.505	254	43.524		232	57	2:15.327	40.436	207	47.253	226	47.638		195
20	2:05.168	38.355	247	43.196	253	43.617		237	58	2:11.871	40.223	233	45.443	237	46.205		191
21	2:04.167	38.309	247	42.299	254	43.559		229	59	2:11.954	40.843	232	45.387	241	45.724		189
22	2:03.327	37.941	248	42.057	**255**	43.329		235	60	2:10.388	39.804	234	44.333	249	46.251		215
23	2:23.824	57.544	175	43.053	254	43.227		210	61	2:09.056	40.044	234	44.132	250	44.880		204
24	2:03.459	38.032	248	42.236	254	43.191		215	62	2:09.050	40.307	235	43.849	251	44.894		192
25	**2:03.123**	**37.779**	248	42.097	254	43.247		234	63	2:07.742	38.971	235	43.538	251	45.233		236
26	2:11.751	38.481	247	42.026	254	51.244	49	224	64	2:07.082	38.772	238	43.271	242	45.039		225
27	3:36.353	2:07.996	242	44.326	249	44.031		202	65	2:07.157	38.655	237	43.367	249	45.135		233
28	2:07.364	39.319	244	43.493	251	44.552		196	66	2:08.527	38.687	240	43.286	214	46.554		233
29	2:05.603	39.363	244	42.566	253	43.674		201	67	2:08.485	39.209	237	43.743	249	45.533		232
30	2:06.180	39.229	242	43.134	251	43.817		201	68	2:09.117	40.125	234	43.698	249	45.294		211
31	2:10.188	41.733	196	44.390	246	44.065		193	69	2:08.686	39.134	237	43.750	224	45.802		236
32	2:05.255	39.436	244	42.388	252	43.431		193	70	2:09.365	40.222	236	44.040	243	45.103		220
33	2:05.215	38.575	244	42.790	252	43.850		220	71	2:08.935	39.576	235	43.855	249	45.504		225
34	2:04.473	38.786	244	42.709	250	42.978		198	72	2:10.655	41.444	218	44.021	242	45.190		226
35	2:06.709	38.509	244	44.198	249	44.002		223	73	2:09.700	40.458	223	44.269	248	44.973		213
36	2:04.896	38.680	244	42.505	252	43.711		214	74	2:10.590	41.172	228	43.793	244	45.625		182
37	2:05.022	38.401	243	42.270	233	44.351		221	75	2:08.272	40.182	214	43.776	251	44.314		200
38	2:04.671	39.703	241	42.064	250	42.904		220									

31 Pierce, GBR / Smith, GBR / Morris, GBR

theoretical besttime: 2:08.603

1	3:50.051	2:03.101	104	57.982	162	48.968		102	5	2:09.838	39.714	251	44.886	255	45.238		211
2	2:27.704	50.450	183	48.430	246	48.824		138	6	**2:08.785**	**38.938**	**251**	**44.556**	**256**	45.291		**232**
3	2:12.804	41.695	248	45.027	254	46.082		187	7	2:55.291	1:03.198	161	51.817	205	1:00.276	49	218
4	2:10.088	39.167	250	45.812	**257**	**45.109**		228									

33 Parrow, AUT / Hook, DEU / Lauck, DEU

theoretical besttime: 2:00.700

1	3:35.069	1:46.236	124	52.151	141	56.682		70	39	2:01.388	37.421	245	41.624	254	42.343		**252**
2	2:25.005	45.822	216	48.846	146	50.337		152	40	**2:01.220**	37.580	246	41.256	253	42.384		242
3	2:18.866	42.144	230	48.702	229	48.020		183	41	2:12.585	**37.335**	**246**	**41.102**	**254**	54.148	49	250
4	2:14.950	42.318	227	45.602	247	47.030		196	42	5:32.288	2:35.804	79	1:22.758	79	1:33.726		71
5	2:14.944	40.895	228	47.452	251	46.597		210	43	3:57.528	1:28.716	78	1:24.760	75	1:04.052		80
6	2:10.061	39.580	241	44.303	249	46.178		224	44	2:22.895	47.318	205	47.674	213	47.903		135
7	2:28.691	55.996	215	45.250	244	47.445		215	45	2:31.654	51.618	205	48.568	138	51.468		119
8	2:09.507	39.852	240	43.705	246	45.950		203	46	5:05.104	40.686	243	3:37.044	229	47.374		186
9	2:09.010	39.156	242	43.662	243	46.192		213	47	2:09.475	39.383	248	44.695	255	45.397		218
10	2:07.470	38.803	244	43.602	252	45.065		230	48	2:09.358	39.283	248	44.705	254	45.370		221
11	2:07.096	38.642	245	43.699	251	44.755		231	49	2:10.367	39.217	248	45.139	253	46.011		226
12	3:28.063	39.481	242	1:16.766	81	1:31.816		189	50	2:10.502	39.559	249	44.782	252	46.161		208
13	4:22.371	1:28.096	80	1:22.437	80	1:31.838		80	51	4:05.947	1:08.227	80	1:22.220	80	1:35.500	44	98
14	3:41.451	1:27.699	80	1:22.538	80	51.214		80	52	4:08.878	1:59.905	85	1:21.226	146	47.747		136
15	2:11.936	41.079	238	44.588	243	46.269		182	53	2:14.376	42.412	217	45.658	220	46.306		180
16	2:08.451	39.249	242	43.728	250	45.474		216	54	2:27.134	42.061	207	45.718	236	59.355		191
17	2:08.024	39.056	243	43.424	251	45.544		230	55	2:33.570	57.804	197	47.171	237	48.595		122
18	2:06.746	38.818	246	43.218	252	44.710		225	56	2:05.467	38.976	246	43.026	255	43.465		217
19	2:06.041	38.479	246	43.017	254	44.545		232	57	2:04.819	38.661	247	43.223	254	42.935		218
20	2:05.677	38.582	244	43.197	252	43.898		232	58	2:05.372	38.341	245	43.102	252	43.929		220
21	2:14.701	38.495	245	43.232	253	52.974	49	223	59	2:07.055	39.130	236	43.764	220	44.161		210
22	3:59.520	2:23.904	80	49.888	246	45.728		165	60	2:04.551	38.940	243	42.498	254	43.113		207
23	2:07.990	39.287	241	43.650	253	45.053		216	61	2:03.654	37.980	244	42.595	252	43.079		234
24	2:07.076	38.983	244	43.697	252	44.396		213	62	2:03.545	38.005	244	42.338	251	43.202		238
25	2:06.598	38.902	241	43.667	251	44.029		228	63	2:03.533	38.573	246	42.071	254	42.889		210
26	2:08.720	40.355	235	43.973	252	44.392		208	64	2:04.156	38.208	244	42.519	255	43.429		244
27	2:06.139	38.868	243	43.097	251	44.174		228	65	2:03.583	37.845	244	42.528	255	43.210		250
28	2:05.132	38.751	243	42.858	252	43.523		234	66	2:04.472	38.482	244	42.734	251	43.256		218
29	2:04.204	37.957	245	42.680	251	43.567		231	67	2:03.557	38.247	244	42.428	253	42.882		237
30	2:02.706	37.956	246	42.199	254	42.551		228	68	2:03.697	37.950	246	42.557	254	43.190		250
31	2:05.578	38.718	229	43.222	220	43.638		209	69	2:03.648	38.424	245	42.298	254	42.926		224
32	2:03.214	38.381	245	42.164	254	42.669		223	70	2:03.782	38.089	247	42.474	255	43.219		228
33	2:02.916	37.889	245	42.032	252	42.995		226	71	2:03.494	38.150	246	42.330	252	43.014		237
34	2:03.474	38.101	245	42.978	254	42.395		240	72	2:02.947	38.075	245	42.055	255	42.817		245
35	2:02.108	37.519	248	41.723	254	42.866		238	73	2:01.866	37.979	246	41.563	253	42.324		239
36	2:02.985	38.797	246	41.692	253	42.496		234	74	2:01.981	38.468	246	41.250	255	**42.263**		212

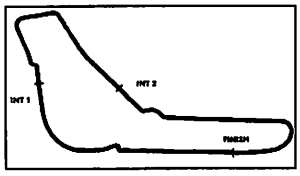

Blancpain GT Series Endurance Cup

Sector List Race

Provisional

BLANCPAIN GT SERIES MONZA 2019

Autodromo Nazionale di Monza, Length: 5793m
Air temperature: 10.4°C
Track temperature: 10.38°C
Weather condition: Wet

Sunday, April 14, 2019 15:00:00

Lap	Time	SE1	SP1	SE2	SP2	SE3	SP3	TSP	Lap	Time	SE1	SP1	SE2	SP2	SE3	SP3	TSP
37	2:08.777	37.648	247	41.680	254	49.449		247	75	2:01.563	37.903	244	41.362	256	42.298		245
38	2:02.776	37.659	244	41.991	254	43.126		247									

43 Williamson, GBR / Gore, USA / Hawksworth, GBR — theoretical besttime: 1:59.046

1	3:15.345	1:28.941	165	53.378	123	53.026		73	39	2:02.010	38.238	246	41.885	253	41.887		228
2	2:30.296	49.053	210	52.032	141	49.211		119	40	2:00.756	37.900	248	41.246	251	41.610		233
3	2:10.457	41.569	227	44.132	246	44.756		169	41	2:02.314	38.898	244	42.105	249	41.311		211
4	2:06.931	39.822	240	43.036	246	44.073		190	42	2:42.351	38.388	244	41.802	249	1:22.161		219
5	2:05.276	38.690	241	42.944	248	43.642		226	43	4:26.360	1:28.984	76	1:23.693	79	1:33.683		79
6	2:04.946	38.997	242	42.550	251	43.399		221	44	4:05.629	1:29.518	79	1:24.240	78	1:11.871		77
7	2:03.909	38.483	241	42.417	249	43.009		236	45	2:22.968	46.606	198	46.205	212	50.157		183
8	2:03.792	38.361	243	42.581	249	42.850		234	46	2:35.687	52.313	149	50.344	192	53.030		148
9	2:04.167	38.331	244	42.341	250	43.495		229	47	2:45.206	39.754	243	44.317	218	1:21.135	49	189
10	2:03.487	38.351	242	42.504	249	42.632		236	48	4:02.435	2:32.688	236	44.788	235	44.959		182
11	2:04.674	38.544	244	43.463	250	42.667		228	49	2:06.045	39.339	241	43.058	248	43.648		219
12	2:03.538	38.168	245	42.357	251	43.013		238	50	2:04.567	38.497	242	42.829	246	43.241		232
13	4:07.444	1:14.195	80	1:21.645	81	1:31.604		81	51	2:04.066	38.275	241	42.913	247	42.878		252
14	4:28.161	1:29.892	80	1:23.040	79	1:35.229		74	52	3:21.901	38.542	178	1:11.372	81	1:31.987		254
15	3:12.391	1:30.089	88	51.577	213	50.725		77	53	3:41.500	1:27.702	80	1:22.613	80	51.185		80
16	3:00.104	1:00.655	108	1:01.818	146	57.631		61	54	2:47.859	43.992	203	54.766	130	1:09.101		169
17	2:05.815	39.397	244	43.024	251	43.394		217	55	3:32.821	1:11.173	102	1:05.863	107	1:15.785		105
18	2:05.136	38.845	246	42.944	252	43.347		223	56	2:39.527	52.185	167	50.106	198	57.236		139
19	2:03.792	38.150	244	42.577	254	43.065		232	57	2:04.723	38.839	241	42.613	247	43.271		239
20	2:04.670	38.657	244	42.932	252	43.081		225	58	2:04.013	38.188	241	42.523	247	43.302		254
21	2:03.113	37.974	246	42.298	**255**	42.841		240	59	2:03.900	38.199	242	42.449	246	43.252		252
22	2:02.864	38.165	246	42.096	252	42.603		242	60	2:04.032	38.608	242	42.074	249	43.350		225
23	2:13.739	39.587	218	51.840	250	42.312		236	61	2:03.838	38.602	243	42.169	249	43.067		226
24	2:01.934	38.083	244	41.696	251	42.155		237	62	2:02.443	37.934	244	42.026	249	42.483		254
25	2:01.839	38.155	244	41.727	250	41.957		242	63	2:02.669	38.032	243	41.988	249	42.649		252
26	2:09.342	37.964	244	42.115	251	49.263	49	253	64	2:02.862	37.894	243	41.925	249	43.043		255
27	3:30.535	2:02.483	241	44.153	247	43.899		180	65	2:02.299	37.860	244	41.835	248	42.604		257
28	2:04.514	38.668	246	42.913	251	42.933		217	66	2:02.121	37.809	242	41.759	249	42.553		254
29	2:03.913	38.614	243	43.222	248	42.077		222	67	2:01.800	37.734	243	41.719	249	42.347		257
30	2:01.684	38.360	244	41.496	251	41.828		235	68	2:01.834	38.039	239	41.536	250	42.259		256
31	2:01.250	37.890	243	41.021	252	42.339		248	69	2:01.614	37.704	243	41.649	249	42.261		**258**
32	2:01.545	38.036	244	41.748	249	41.761		242	70	2:02.818	38.510	243	41.637	249	42.671		247
33	2:00.702	37.953	243	40.590	251	42.159		248	71	2:01.605	37.799	244	41.537	249	42.269		255
34	2:02.406	38.319	244	41.546	253	42.541		225	72	2:01.172	37.758	244	41.451	250	41.963		257
35	2:02.688	38.873	244	41.786	251	42.029		200	73	2:00.805	37.544	244	41.229	251	42.032		258
36	2:02.095	38.174	246	41.637	253	42.284		225	74	2:01.403	37.976	244	41.312	250	42.115		238
37	1:59.929	37.994	245	**40.526**	252	41.409		229	75	2:00.643	37.816	244	41.203	249	41.624		243
38	2:01.522	37.988	245	41.651	252	41.883		230	76	**1:59.140**	**37.495**	**243**	40.620	249	**41.025**		258

52 Hommerson, NLD / Machiels, BEL / Bertolini, ITA — theoretical besttime: 2:04.268

1	3:46.334	1:59.589	117	54.066	195	52.679		70	7	2:05.758	38.754	243	**42.893**	**250**	44.111		233
2	2:24.404	48.806	210	47.362	185	48.236		133	8	2:05.403	**38.264**	**241**	43.180	243	43.959		**246**
3	2:12.368	41.215	236	44.537	242	46.616		176	9	2:05.452	38.691	242	43.071	249	43.690		223
4	2:12.164	42.053	227	44.279	229	45.832		168	10	**2:04.767**	38.635	244	43.021	255	**43.111**		228
5	2:09.390	40.211	238	44.325	247	44.854		192	11	2:05.884	39.046	242	42.936	249	43.902		230
6	2:08.691	39.178	238	44.742	239	44.771		216	12								242

54 Bachler, AUT / Rizzoli, ITA / Ashkanani, KUW — theoretical besttime: 1:59.306

1	3:16.307	1:29.728	146	53.229	136	53.350		77	40	2:01.604	**37.257**	**244**	41.083	251	43.264		255
2	2:29.941	48.483	211	52.520	156	48.938		112	41	**1:59.904**	37.580	248	41.045	251	**41.279**		229
3	2:10.952	41.577	225	43.978	234	45.397		144	42	2:13.032	37.477	244	**40.770**	**251**	54.785		250
4	2:06.813	39.243	241	43.235	245	44.335		231	43	4:22.389	1:27.367	79	1:22.384	80	1:32.638		79
5	2:06.112	39.086	240	43.143	249	43.883		202	44	4:21.517	1:27.780	79	1:22.426	79	1:31.311		79
6	2:05.338	38.664	242	43.006	248	43.668		237	45	2:47.604	45.152	223	52.718	122	1:09.734		175
7	2:04.874	38.642	243	42.532	248	43.700		244	46	2:40.330	52.792	112	50.638	171	56.900		144
8	2:04.093	38.511	243	42.581	252	43.001		235	47	2:06.153	39.544	246	43.730	248	42.879		204
9	2:04.581	38.539	245	42.857	248	43.185		224	48	2:03.232	37.698	243	42.672	248	42.862		**257**
10	2:03.794	38.377	244	42.295	249	43.122		231	49	2:10.830	37.736	243	41.995	248	51.099	48	251
11	2:03.517	38.246	243	42.151	249	43.120		240	50	3:15.897	1:50.486	241	42.279	248	43.132		203
12	2:03.418	37.999	244	42.569	251	42.850		227	51	2:03.434	38.431	244	42.601	249	42.402		234

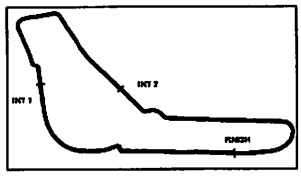

Blancpain GT Series Endurance Cup

Sector List Race

Provisional

BLANCPAIN GT SERIES
MONZA 2019

Autodromo Nazionale di Monza, Length: 5793m
Air temperature: 10.4°C
Track temperature: 10.38°C
Weather condition: Wet

Sunday, April 14, 2019 15:00:00

Lap	Time	SE1	SP1	SE2	SP2	SE3	SP3	TSP	Lap	Time	SE1	SP1	SE2	SP2	SE3	SP3	TSP
13	4:06.012	1:11.450	79	1:22.407	80	1:32.155			52	2:02.427	38.240	242	41.993	249	42.194		240
14	4:26.219	1:29.061	79	1:23.042	80	1:34.116		79	53	3:50.251	55.740	79	1:22.137	80	1:32.374		251
15	3:13.314	1:30.541	79	52.408	192	50.365		72	54	3:05.698	1:28.269	79	53.331	245	44.098		79
16	3:00.270	1:00.942	118	1:02.043	114	57.285		69	55	2:23.293	38.451	241	42.682	249	1:02.160		248
17	2:06.450	39.260	243	43.687	248	43.503			56	3:32.753	1:11.971	105	1:05.141	90	1:15.641		100
18	2:08.473	38.452	**248**	46.786	245	43.235		235	57	2:38.293	52.513	131	49.423	210	56.357		128
19	2:03.273	38.444	246	42.231	250	42.598		221	58	2:05.311	39.025	243	42.510	248	43.776		200
20	2:02.886	38.163	245	42.042	252	42.681		235	59	2:03.326	38.088	244	42.260	249	42.978		237
21	2:03.794	38.505	246	42.456	251	42.833		214	60	2:03.094	38.164	243	42.226	249	42.704		235
22	2:02.741	38.077	247	42.082	252	42.582		226	61	2:02.473	38.003	243	42.085	248	42.385		238
23	2:25.767	45.855	80	49.326	247	50.586	49	242	62	2:02.266	37.741	242	42.130	250	42.395		238
24	3:14.303	1:49.082	243	42.332	249	42.889		203	63	2:01.858	38.000	243	41.833	249	42.025		242
25	2:03.059	38.415	243	42.006	248	42.638		234	64	2:01.332	37.517	243	41.624	251	42.191		255
26	2:02.248	38.396	243	41.662	251	42.190		243	65	2:01.446	37.771	244	41.805	250	41.870		241
27	2:02.691	38.244	245	42.140	250	42.307		222	66	2:01.102	37.600	243	41.618	249	41.884		253
28	2:01.791	37.857	244	41.731	252	42.203		255	67	2:00.907	37.686	243	41.465	250	41.756		249
29	2:01.615	38.085	245	41.652	**253**	41.878		220	68	2:01.394	37.854	243	41.669	249	41.871		232
30	2:01.916	39.047	243	41.218	252	41.651		210	69	2:00.733	37.736	243	41.345	251	41.652		246
31	2:00.266	38.030	244	40.933	250	41.303		241	70	2:01.286	37.925	243	41.449	251	41.912		248
32	2:03.623	38.222	242	43.099	251	42.302		221	71	2:01.132	37.817	243	41.451	249	41.864		252
33	2:00.515	38.228	243	40.939	250	41.348		232	72	2:00.987	37.540	244	41.577	248	41.870		254
34	2:01.326	37.521	244	42.443	249	41.362		247	73	2:00.737	37.408	243	41.392	251	41.937		252
35	2:00.084	37.642	244	40.893	252	41.549		248	74	2:01.853	37.683	246	42.149	251	42.021		244
36	2:01.143	37.977	246	41.290	250	41.876		237	75	2:01.168	37.668	244	41.531	251	41.969		250
37	2:00.648	37.804	245	41.196	251	41.648		232	76	2:00.769	37.423	244	41.499	250	41.847		254
38	2:01.490	37.538	244	41.023	237	42.929		249	77	2:00.976	37.638	244	41.179	252	42.159		240
39	2:00.478	37.455	244	41.358	250	41.665		254									

55 Schothorst, NLD / Schothorst, NLD / Drudi, ITA

theoretical besttime: 1:58.970

1	2:56.463	1:06.737	165	55.396	170	54.330		129	39	2:01.309	38.488	252	40.359	258	42.462		221
2	2:42.400	50.534	169	51.991	187	59.875		163	40	**1:59.987**	38.447	248	**39.914**	**261**	**41.626**		229
3	2:08.260	40.071	246	43.779	251	44.410		175	41	2:48.975	38.950	253	41.262	257	1:28.763		191
4	2:05.056	38.453	246	42.575	252	44.028		237	42	4:26.746	1:29.328	78	1:23.828	79	1:33.590		78
5	2:04.331	38.262	247	42.436	254	43.633		238	43	3:59.272	1:29.854	78	1:24.123	79	1:05.295		78
6	2:03.898	38.393	248	42.219	254	43.286		231	44	2:34.879	46.785	226	58.319	206	49.775		166
7	2:03.617	38.227	245	41.890	255	43.500		229	45	2:26.224	49.865	232	47.033	194	49.326		121
8	2:03.105	38.177	247	41.798	255	43.130		231	46	2:17.862	41.547	242	47.800	218	48.515		186
9	2:03.262	37.911	248	41.943	254	43.408		237	47	2:15.858	42.495	238	46.303	240	47.060		182
10	2:03.246	38.064	249	42.388	252	42.794		228	48	2:15.057	40.722	240	46.761	248	47.574		191
11	2:03.842	38.118	248	42.452	255	43.272		232	49	2:25.087	41.559	232	47.005	245	56.523	48	190
12	2:03.423	38.053	249	41.851	254	43.519		225	50	3:18.233	1:52.897	246	42.200	252	43.136		196
13	3:58.094	1:02.606	79	1:22.562	79	1:32.926		208	51	2:49.847	37.909	247	41.674	249	1:30.264		225
14	4:31.574	1:28.751	79	1:29.743	79	1:33.080		78	52	4:09.804	1:28.749	79	1:23.047	79	1:18.008		78
15	3:21.902	1:28.741	79	54.333	251	58.828		78	53	2:44.643	40.213	228	1:13.965	148	50.465		191
16	3:06.033	1:02.901	90	1:00.939	109	1:02.193		97	54	2:15.353	44.124	193	45.105	223	46.124		163
17	2:04.580	38.264	247	42.692	241	43.624		220	55	2:21.574	40.881	232	44.055	220	56.638		180
18	2:03.355	37.773	249	42.227	251	43.355		229	56	2:26.596	56.060	129	45.559	207	44.977		72
19	2:03.248	37.845	249	42.063	255	43.340		232	57	2:04.010	37.949	247	43.055	252	43.006		232
20	2:03.656	37.987	250	42.496	256	43.173		228	58	2:04.753	37.885	249	42.990	257	43.878		225
21	2:03.822	37.849	250	42.841	256	43.132		228	59	2:03.993	38.207	248	42.980	256	42.806		229
22	2:02.040	37.710	247	42.000	255	42.330		233	60	2:03.070	37.757	247	42.013	254	43.300		246
23	2:14.691	37.913	246	54.150	231	42.628		236	61	2:05.378	38.443	249	43.696	257	43.239		232
24	2:01.451	37.688	248	41.366	255	42.397		233	62	2:02.957	37.780	248	42.260	256	42.917		235
25	2:09.829	37.605	249	41.871	256	50.353	49	240	63	2:03.028	38.304	248	41.886	257	42.838		225
26	5:09.010	3:35.741	221	46.165	239	47.104		173	64	2:02.340	37.761	248	41.948	255	42.631		231
27	2:10.747	41.038	243	44.405	255	45.304		201	65	2:03.179	37.812	247	42.162	256	43.205		243
28	2:07.489	39.151	243	44.109	255	44.229		225	66	2:02.866	37.922	248	42.124	254	42.820		240
29	2:06.755	38.191	244	43.891	244	44.673		231	67	2:01.943	37.906	247	41.585	254	42.452		233
30	2:06.134	39.131	250	43.563	257	43.440		216	68	2:01.736	37.829	246	41.703	254	42.204		236
31	2:04.644	38.927	248	42.414	259	43.303		223	69	2:01.969	37.888	248	41.789	255	42.292		238
32	2:07.231	39.487	243	43.929	253	43.815		225	70	2:02.212	**37.430**	**249**	41.951	256	42.831		252
33	2:04.089	37.782	248	42.885	253	43.422		236	71	2:02.133	37.853	249	41.648	254	42.632		234
34	2:08.009	39.296	248	44.050	228	44.663		225	72	2:02.438	37.673	250	42.100	254	42.665		236
35	2:07.515	40.344	241	42.990	242	44.181		216	73	2:00.817	37.620	248	41.403	255	41.794		252
36	2:02.983	39.835	249	41.199	257	41.949		194	74	2:00.843	37.516	248	41.271	255	42.056		251
37	2:00.273	37.441	246	40.737	258	42.095		225	75	2:00.847	37.747	248	41.212	255	41.888		228

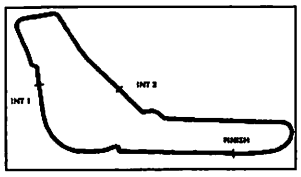

Blancpain GT Series Endurance Cup

Sector List Race

Provisional

BLANCPAIN GT SERIES

MONZA 2019

Autodromo Nazionale di Monza, Length: 5793m
Air temperature: 10.4°C
Track temperature: 10.38°C
Weather condition: Wet

Sunday, April 14, 2019 15:00:00

Lap	Time	SE1	SP1	SE2	SP2	SE3	SP3	TSP	Lap	Time	SE1	SP1	SE2	SP2	SE3	SP3	TSP
38	2:00.847	38.624	252	40.242	260	41.981		225	76	2:00.863	37.834	249	41.135	255	41.894		234

59 Ledogar, FRA / Watson, GBR / Adam, GBR

theoretical besttime: 1:58.283

Lap	Time	SE1	SP1	SE2	SP2	SE3	SP3	TSP	Lap	Time	SE1	SP1	SE2	SP2	SE3	SP3	TSP
1	2:58.190	1:08.773	167	55.401	177	54.016		126	40	1:59.217	37.831	251	39.941	258	41.445		246
2	2:41.412	50.224	165	51.966	202	59.222		175	41	**1:58.700**	38.034	251	**39.350**	**259**	41.316		243
3	2:08.824	40.804	239	43.733	251	44.287		184	42	2:52.910	**37.686**	**252**	42.288	95	1:32.936		243
4	2:06.641	39.360	243	43.325	252	43.956		226	43	4:28.757	1:31.357	79	1:23.326	77	1:34.074		76
5	2:06.681	39.236	238	43.539	254	43.906		250	44	3:53.036	1:29.254	80	1:23.848	78	59.934		75
6	2:05.063	38.983	246	42.791	253	43.289		225	45	2:23.655	47.969	174	47.916	182	47.770		142
7	2:05.005	38.647	246	42.783	252	43.575		226	46	2:29.793	51.135	241	48.695	155	49.963		106
8	2:06.482	39.149	247	42.730	253	44.603		222	47	2:15.675	41.685	246	47.093	223	46.897		162
9	2:04.844	38.595	241	42.856	254	43.393		225	48	2:18.066	39.152	250	44.965	249	53.949	49	225
10	2:03.483	38.067	249	42.534	254	42.882		239	49	3:17.310	1:49.607	241	43.737	251	43.966		194
11	2:03.984	38.553	248	42.393	254	43.038		218	50	2:03.934	38.582	244	42.375	251	42.977		243
12	2:03.897	38.374	247	42.460	254	43.063		232	51	2:03.489	38.006	246	42.425	253	43.058		248
13	3:58.835	1:06.107	80	1:21.602	81	1:31.126		96	52	2:13.916	39.188	245	42.175	252	52.553		215
14	4:22.496	1:27.443	80	1:22.561	80	1:32.492		80	53	4:19.922	1:26.728	80	1:21.659	80	1:31.535		80
15	3:23.396	1:29.708	80	59.845	213	53.843		79	54	3:22.093	1:12.274	86	1:21.673	150	48.146		84
16	3:03.559	1:01.560	96	1:01.162	144	1:00.837		66	55	2:09.858	41.380	209	45.228	249	43.250		195
17	2:05.842	38.936	246	43.258	252	43.648		233	56	2:30.165	38.952	243	43.822	250	1:07.391		225
18	2:04.585	38.411	247	42.944	253	43.230		234	57	2:31.578	55.157	186	46.301	184	50.120		109
19	2:04.097	38.364	247	42.712	252	43.021		240	58	2:06.910	39.300	248	43.127	251	44.483		236
20	2:03.668	38.324	247	42.451	254	42.893		227	59	2:05.138	38.178	246	42.427	255	44.533		240
21	2:03.998	38.246	246	42.385	253	43.367		241	60	2:07.500	39.116	249	43.918	250	44.466		226
22	2:03.376	38.138	246	42.430	253	42.808		244	61	2:04.014	38.585	246	42.426	248	43.003		226
23	2:17.044	40.014	229	53.679	253	43.351		245	62	2:03.294	38.216	246	42.372	253	42.706		235
24	2:04.562	38.756	247	42.483	253	43.323		213	63	2:03.650	38.142	246	42.664	252	42.844		242
25	2:03.337	38.301	247	42.121	254	42.915		235	64	2:03.376	38.382	246	42.241	252	42.753		244
26	2:09.748	38.097	246	42.025	254	49.626	48	234	65	2:03.327	38.253	247	42.319	250	42.755		250
27	3:25.912	1:52.622	241	46.273	232	47.017		192	66	2:02.995	38.201	246	42.122	252	42.672		254
28	2:16.408	40.333	249	44.263	249	51.812		204	67	2:03.431	38.448	244	42.132	253	42.851		238
29	2:07.632	39.578	250	44.674	254	43.380		214	68	2:03.858	38.012	246	43.009	251	42.837		251
30	2:03.608	39.358	249	41.869	255	42.381		221	69	2:03.070	38.366	244	42.139	251	42.565		245
31	2:01.774	38.541	250	41.484	257	41.749		243	70	2:02.153	38.084	245	41.723	251	42.346		255
32	2:05.219	39.320	246	41.774	255	44.125		217	71	2:02.502	38.020	246	41.868	250	42.614		244
33	2:02.342	38.349	240	42.211	255	41.782			72	2:02.338	38.082	246	41.740	249	42.516		252
34	2:00.804	38.090	251	41.467	255	**41.247**		247	73	2:02.215	38.126	246	41.639	251	42.450		254
35	2:00.957	38.466	250	41.017	257	41.474		244	74	2:01.820	38.017	245	41.704	249	42.099		**256**
36	2:00.725	38.736	251	40.723	257	41.266		230	75	2:00.766	37.893	245	41.089	251	41.784		253
37	2:00.374	38.503	250	40.327	257	41.544		233	76	2:00.599	37.697	245	41.071	251	41.831		254
38	2:01.330	38.224	251	40.342	233	42.764		235	77	2:01.540	37.863	245	41.475	251	42.202		252
39	2:00.054	38.437	250	40.330	257	41.287		235									

62 Vaxiviere, FRA / Parry, GBR / Martin, BEL

theoretical besttime: 2:00.287

Lap	Time	SE1	SP1	SE2	SP2	SE3	SP3	TSP	Lap	Time	SE1	SP1	SE2	SP2	SE3	SP3	TSP
1	3:01.491	1:11.568	159	55.493	170	54.430		117	38	2:02.262	38.383	245	41.626	254	42.253		219
2	2:38.509	49.815	135	52.336	208	56.358		166	39	2:02.603	38.767	248	41.767	254	42.069		227
3	2:10.303	41.531	244	43.826	250	44.946		167	40	2:02.673	39.073	245	41.295	254	42.305		234
4	2:06.959	39.614	246	43.283	247	44.062		192	41	2:01.845	38.235	243	41.343	254	42.267		244
5	2:06.784	38.923	**248**	43.570	242	44.291		219	42	2:46.016	38.041	246	43.208	251	1:24.767	50	232
6	2:04.987	38.900	247	42.707	252	43.380		233	43	5:03.629	2:09.867	80	1:22.026	80	1:31.736		79
7	2:05.125	38.540	247	42.550	252	44.035		239	44	3:44.583	1:28.637	79	1:19.416	150	56.530		80
8	2:04.261	38.348	248	42.365	253	43.548		224	45	2:24.871	46.559	183	49.384	198	48.928		139
9	2:03.941	38.367	246	42.361	252	43.213		225	46	2:25.258	49.590	217	48.058	202	47.610		104
10	2:03.565	38.370	246	42.203	253	42.992		239	47	2:15.275	40.644	226	46.906	226	47.725		184
11	2:03.555	38.176	247	41.994	253	43.385		227	48	2:12.887	40.713	223	45.777	232	46.397		190
12	2:03.338	38.117	246	42.383	252	42.838		243	49	2:12.627	40.973	239	45.497	226	46.157		182
13	3:58.224	1:04.483	80	1:21.629	80	1:32.112		160	50	2:20.238	40.038	243	45.604	226	54.596	49	196
14	4:23.910	1:28.296	80	1:23.144	80	1:32.470		78	51	4:17.859	2:51.606	240	42.769	249	43.484		198
15	3:23.503	1:29.851	79	59.348	225	54.304		79	52	3:44.803	51.397	80	1:21.552	80	1:31.854		222
16	3:03.573	1:01.374	104	1:00.701	141	1:01.498		74	53	3:12.580	1:27.939	79	1:00.001	237	44.640		79
17	2:05.998	39.266	248	43.233	252	43.499		216	54	2:25.966	38.906	242	43.576	183	1:03.484		225
18	2:04.241	38.364	248	42.947	253	42.930		238	55	3:32.434	1:10.765	98	1:05.782	92	1:15.887		97
19	2:03.556	38.384	246	42.285	252	42.887		243	56	2:39.093	52.288	173	49.897	196	56.908		142
20	2:02.887	38.150	247	42.205	**258**	42.532		242	57	2:04.933	38.724	246	42.844	249	43.365		223
21	2:03.257	37.910	248	42.428	253	42.919		244	58	2:03.733	38.048	244	42.368	251	43.317		244

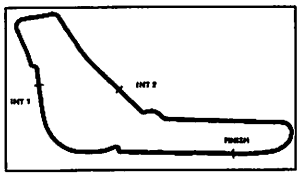

Blancpain GT Series Endurance Cup

Sector List Race

Provisional

BLANCPAIN GT SERIES
MONZA 2019

Autodromo Nazionale di Monza, Length: 5793m
Air temperature: 10.4°C
Track temperature: 10.38°C
Weather condition: Wet

Sunday, April 14, 2019 15:00:00

Lap	Time	SE1	SP1	SE2	SP2	SE3	SP3	TSP	Lap	Time	SE1	SP1	SE2	SP2	SE3	SP3	TSP
22	2:03.420	38.271	247	41.988	254	43.161		234	59	2:05.205	38.286	239	42.965	252	43.954		245
23	2:17.660	42.659	240	52.597	252	42.404		244	60	3:32.626	38.292	244	58.910	100	1:55.424	48	235
24	2:09.910	38.035	246	42.006	252	49.869	49	252	61	4:33.208	3:06.812	238	43.034	248	43.362		190
25	3:17.585	1:51.472	243	42.479	252	43.634		198	62	2:06.644	39.435	243	43.716	251	43.493		198
26	2:02.539	38.572	244	41.751	251	42.216		221	63	2:15.585	38.328	244	44.951	199	52.306	49	228
27	2:02.941	38.381	245	41.673	252	42.887		228	64	4:00.156	2:33.289	196	43.236	211	43.631		204
28	2:03.910	39.630	242	41.725	251	42.555		196	65	2:03.967	38.304	198	43.021	252	42.642		249
29	2:02.816	37.967	244	41.639	252	43.210		242	66	2:03.226	38.620	245	41.745	252	42.861		218
30	2:01.721	38.035	244	41.800	251	41.886		243	67	2:02.143	37.868	245	41.652	252	42.623		255
31	2:01.408	37.881	244	41.442	253	42.085		252	68	2:01.237	37.607	247	41.462	252	42.168		256
32	2:05.766	38.717	247	43.968	255	43.081		220	69	2:01.737	**37.560**	**246**	41.886	252	42.291		**260**
33	2:03.479	38.390	234	42.855	252	42.234		229	70	2:01.468	37.820	246	41.586	252	42.062		255
34	2:02.910	38.057	244	42.646	254	42.207		233	71	2:00.953	37.731	246	41.281	252	41.941		257
35	2:02.709	38.785	246	41.831	254	42.093		212	72	**2:00.288**	37.561	246	**40.961**	**253**	**41.766**		259
36	2:03.429	38.593	243	42.456	251	42.380		231	73	2:01.865	38.475	235	41.071	252	42.319		232
37	2:02.811	38.274	246	41.547	254	42.990		236									

63 Bortolotti, ITA / Engelhart, DEU / Ineichen, CHE

theoretical besttime: 1:59.328

1	2:48.939	57.436	130	53.898	172	57.605		182	32	2:04.966	38.807	248	42.300	252	43.859		225
2	2:46.361	51.231	144	51.642	168	1:03.488		160	33	2:08.316	40.278	235	44.100	253	43.938		241
3	2:05.887	39.194	246	42.835	248	43.858		224	34	2:05.739	39.051	250	42.615	258	44.073		230
4	2:03.951	38.525	246	42.387	252	43.039		232	35	2:05.416	38.964	248	42.860	250	43.592		213
5	2:03.027	38.283	246	41.851	254	42.893		235	36	2:02.430	**37.278**	**248**	42.092	261	43.060		233
6	2:02.705	38.214	247	41.771	251	42.720		231	37	2:01.443	37.748	247	40.882	261	42.813		242
7	2:02.217	38.024	247	41.714	252	42.479		233	38	2:02.444	38.169	250	41.059	260	43.216		237
8	2:02.263	37.955	247	41.787	254	42.521		234	39	2:01.859	38.209	254	40.852	260	42.798		241
9	2:02.734	37.843	247	41.720	251	43.171		237	40	2:00.985	38.183	252	**40.401**	**260**	42.401		**248**
10	2:03.759	37.791	248	41.971	252	43.997		234	41	2:00.800	37.757	254	40.502	258	42.541		242
11	2:01.774	37.752	248	41.586	254	42.436		238	42	2:46.931	38.202	254	41.859	231	1:26.870		227
12	2:03.258	37.589	248	41.784	255	43.885		239	43	4:22.866	1:28.224	80	1:22.689	80	1:31.953		80
13	3:34.169	38.451	185	1:20.763	81	1:34.955	49	205	44	4:01.803	1:28.528	80	1:23.181	80	1:10.094		79
14	4:44.284	1:50.293	80	1:22.266	81	1:31.725		80	45	2:24.243	47.233	229	47.344	233	49.666		157
15	3:42.286	1:27.440	80	1:10.167	154	1:04.679		80	46	2:34.471	51.973	182	49.682	183	52.816		136
16	3:06.437	1:03.019	103	1:00.873	124	1:02.545		109	47	2:14.254	41.265	235	46.359	243	46.630		188
17	2:03.970	38.471	248	42.208	253	43.291		226	48	2:24.939	40.945	234	47.242	211	56.752	49	198
18	2:02.105	37.955	248	41.814	254	42.336		235	49	3:12.906	1:47.779	247	42.400	254	42.727		174
19	2:01.702	37.738	249	41.646	254	42.318		235	50	2:02.946	37.970	248	42.151	248	42.825		228
20	2:01.347	37.792	248	41.568	254	41.987		235	51	2:09.868	37.660	249	49.098	230	43.110		223
21	2:01.410	37.629	250	41.535	254	42.246		244	52	2:17.986	37.822	238	43.279	231	56.885		233
22	2:00.814	37.526	251	41.366	255	41.922		233	53	4:21.322	1:28.307	80	1:21.564	81	1:31.451		80
23	2:15.377	37.380	249	54.916	180	43.081		238	54	3:17.791	1:08.377	89	1:21.554	173	47.860		144
24	2:01.706	37.709	249	41.942	255	42.055		232	55	2:13.029	42.657	225	44.994	212	45.378		189
25	2:00.713	37.627	250	41.274	255	41.812		226	56	2:27.298	39.480	244	42.906	244	1:04.912		170
26	**2:00.238**	37.368	250	41.221	258	**41.649**		243	57	2:31.009	55.426	177	47.020	207	48.563		124
27	2:08.268	37.771	246	41.843	256	48.654	50	216	58	2:07.383	39.407	225	43.567	238	44.409		194
28	3:28.427	1:56.373	231	45.729	245	46.325		181	59	2:04.572	38.363	246	42.735	250	43.474		208
29	2:09.583	40.094	233	44.428	253	45.061		212	60	2:07.911	38.992	236	44.852	249	44.067		193
30	2:08.895	39.391	243	45.006	252	44.498		227	61	2:08.226	39.830	227	44.115	226	44.281		192
31	2:06.047	38.903	246	43.007	258	44.137		227	62	2:21.992	41.066	217	45.332	237	55.594	49	205

66 Schmid, AUT / Foster, AUS / van der Linde, ZAF

theoretical besttime: 1:58.700

1	2:55.153	1:06.006	146	55.065	159	54.082		142	40	2:01.774	38.592	250	41.536	258	41.646		220
2	2:42.593	50.793	156	51.943	194	59.857		173	41	2:00.927	38.903	251	**40.164**	**258**	41.860		216
3	2:08.472	40.489	242	43.455	248	44.528		173	42	2:51.696	39.245	251	40.745	237	1:31.706		202
4	2:04.950	38.175	242	42.695	251	44.080		240	43	4:27.791	1:30.133	78	1:23.565	79	1:34.093		78
5	2:04.570	38.449	246	42.226	252	43.895		241	44	3:56.612	1:29.867	78	1:23.930	79	1:02.815		78
6	2:04.119	38.386	246	42.543	252	43.190		241	45	2:24.486	47.151	209	48.086	201	49.249		130
7	2:03.606	37.998	247	42.353	252	43.255		246	46	2:31.228	50.794	229	49.297	195	51.137		116
8	2:03.092	37.903	246	42.169	253	43.020		245	47	2:15.984	41.882	230	46.742	227	47.360		170
9	2:03.225	37.986	247	42.122	247	43.117		240	48	2:24.136	41.412	244	47.541	232	55.183	48	192
10	2:02.959	37.996	246	41.996	252	42.967		240	49	3:14.062	1:48.838	245	42.625	251	42.599		203
11	2:02.398	37.874	246	41.902	254	42.622		238	50	2:03.451	37.574	243	43.169	252	42.708		**258**
12	2:02.729	38.211	248	42.019	253	42.499		213	51	2:03.534	38.217	245	42.236	254	43.081		241
13	3:53.610	57.844	79	1:22.707	79	1:33.059		231	52	2:16.933	38.114	248	43.329	255	55.490		237
14	4:25.116	1:28.966	78	1:22.926	79	1:33.224		78	53	4:25.408	1:28.651	78	1:23.092	79	1:33.665		78

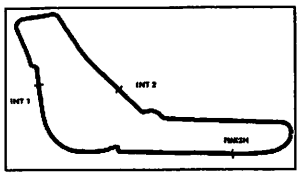

Blancpain GT Series Endurance Cup

Sector List Race

Provisional

BLANCPAIN GT SERIES
MONZA 2019

Autodromo Nazionale di Monza, Length: 5793m
Air temperature: 10.4°C
Track temperature: 10.38°C
Weather condition: Wet

Sunday, April 14, 2019 15:00:00

Lap	Time	SE1	SP1	SE2	SP2	SE3	SP3	TSP	Lap	Time	SE1	SP1	SE2	SP2	SE3	SP3	TSP
15	3:33.038	1:28.811	78	1:00.362	183	1:03.865		78	54	3:14.538	1:05.300	80	1:21.535	175	47.703		148
16	3:05.919	1:02.963	97	1:00.949	141	1:02.007		98	55	2:13.795	42.061	216	45.568	217	46.166		179
17	2:04.715	38.884	240	42.864	251	42.967		226	56	2:28.101	41.880	200	45.709	229	1:00.512		190
18	2:03.292	38.208	247	42.043	254	43.041		233	57	2:32.421	56.809	192	47.086	232	48.526		104
19	2:02.719	38.118	247	42.021	252	42.580		222	58	2:04.710	38.560	246	42.854	254	43.296		228
20	2:02.643	37.963	247	41.904	252	42.776		241	59	2:04.389	38.583	247	42.487	255	43.319		234
21	2:02.052	37.933	246	41.605	251	42.514		235	60	2:05.433	38.285	247	43.179	253	43.969		234
22	2:01.808	37.835	247	41.587	252	42.386		246	61	2:04.876	38.996	243	42.391	254	43.489		208
23	2:21.402	37.697	247	1:00.491	166	43.214		244	62	2:03.396	37.786	247	42.995	254	42.615		247
24	2:01.755	37.814	247	41.764	254	42.177		244	63	2:02.861	37.752	248	42.385	254	42.724		250
25	2:02.348	37.737	248	41.718	254	42.893		242	64	2:02.614	37.500	248	42.594	252	42.520		256
26	2:01.768	37.672	246	41.853	252	42.243		240	65	2:03.139	37.820	248	42.632	254	42.687		240
27	2:08.109	37.621	247	41.342	255	49.146	49	250	66	2:02.832	37.947	247	42.444	255	42.441		251
28	3:25.227	1:52.275	237	45.694	224	47.258		197	67	2:02.163	37.783	245	41.860	254	42.520		247
29	2:10.564	41.206	242	44.134	231	45.224		181	68	2:02.174	37.732	245	41.949	252	42.493		253
30	2:07.723	40.091	249	43.347	236	44.285		196	69	2:01.264	37.803	245	41.528	253	41.933		241
31	2:06.296	39.116	250	43.656	252	43.524		210	70	2:02.411	37.729	249	41.429	253	43.253		250
32	2:03.984	38.859	**251**	42.262	242	42.863		232	71	2:01.833	38.052	245	41.636	252	42.145		247
33	2:03.130	38.955	250	42.022	254	42.153		230	72	2:01.384	37.719	247	41.616	252	42.049		249
34	2:06.147	38.802	247	42.088	254	45.257		233	73	2:00.697	**37.413**	**248**	41.368	252	41.916		256
35	2:02.764	38.952	248	41.505	257	42.307		233	74	2:00.909	37.730	246	41.330	254	41.849		252
36	2:02.986	39.160	250	41.115	257	42.711		215	75	2:00.242	37.633	243	40.975	254	41.634		255
37	2:03.646	40.413	238	41.732	256	41.501		186	76	**2:00.011**	37.674	247	40.821	254	41.516		255
38	2:00.708	38.677	248	40.406	258	41.625		225	77	2:00.896	37.846	247	40.770	255	42.280		257
39	2:00.235	38.875	250	40.237	258	**41.123**		221									

72 Molina, ESP / Aleshin, RUS / Rigon, ITA — **theoretical besttime: 1:59.403**

1	3:19.039	1:31.537	150	53.219	141	54.283		60	39	2:00.992	37.539	244	41.399	252	42.054		252
2	2:28.031	47.603	204	52.237	150	48.191		130	40	1:59.996	37.616	243	40.871	252	41.509		246
3	2:14.217	42.446	216	46.237	248	45.534		146	41	**1:59.662**	37.574	246	**40.689**	**253**	41.399		254
4	2:07.801	39.498	244	43.762	251	44.541		189	42	2:18.261	**37.473**	**244**	41.509	252	59.279		256
5	2:05.870	38.897	247	42.971	252	44.002		197	43	4:23.727	1:27.141	80	1:21.673	80	1:34.913	49	80
6	2:06.749	38.801	246	44.244	252	43.704		214	44	4:48.106	2:15.944	80	1:22.590	80	1:09.572		79
7	2:06.371	38.990	245	43.825	255	43.556		214	45	2:24.397	47.122	217	47.713	211	49.562		156
8	2:05.307	38.392	246	43.275	251	43.640		225	46	2:33.257	52.346	197	49.108	193	51.803		117
9	2:04.284	38.302	246	42.371	254	43.611		222	47	2:14.557	41.529	238	46.248	236	46.780		174
10	2:04.292	38.525	246	42.677	253	43.090		226	48	2:15.652	41.455	237	46.516	225	47.681		198
11	2:03.669	38.040	247	42.495	252	43.134		226	49	2:23.239	41.301	240	46.659	226	55.279	49	191
12	2:10.955	38.381	247	42.739	253	49.835		229	50	3:13.584	1:47.370	241	43.250	251	42.964		194
13	4:23.040	1:27.630	79	1:22.460	80	1:32.950		80	51	2:04.034	38.556	244	42.717	251	42.761		214
14	4:23.974	1:28.790	79	1:22.496	79	1:32.688		78	52	2:18.223	37.920	243	42.209	251	58.094		241
15	2:50.841	1:17.362	168	46.902	248	46.577		79	53	4:22.101	1:27.561	80	1:21.935	80	1:32.605		79
16	2:56.746	58.459	109	1:01.226	132	57.061		93	54	3:16.104	1:05.924	65	1:22.951	168	47.229		164
17	2:05.977	38.834	246	43.476	254	43.667		207	55	2:12.864	42.107	216	46.363	243	44.394		167
18	2:04.375	38.632	247	42.734	**256**	43.009		203	56	2:28.118	41.371	203	45.077	210	1:01.670		192
19	2:04.858	38.563	246	43.431	252	42.864		209	57	2:30.149	56.738	191	46.490	243	46.921		110
20	2:03.381	38.307	246	42.514	254	42.560		225	58	2:04.987	39.128	245	42.420	249	43.439		203
21	2:03.397	38.127	246	42.444	254	42.826		228	59	2:05.146	38.584	238	43.252	248	43.310		224
22	2:03.170	38.060	246	42.329	251	42.781		239	60	2:04.130	38.094	246	42.443	249	43.593		219
23	2:18.786	46.878	80	49.285	254	42.623		232	61	2:06.486	39.306	231	43.576	222	43.604		197
24	2:02.759	38.029	246	42.058	251	42.672		236	62	2:02.426	37.779	245	41.786	254	42.861		235
25	2:02.384	38.069	246	41.938	253	42.377		236	63	2:02.780	37.978	244	42.009	252	42.793		242
26	2:02.260	37.987	246	41.918	253	42.355		243	64	2:03.496	37.759	247	42.392	249	43.345		226
27	2:09.961	37.826	246	41.823	253	50.312	49	240	65	2:02.626	37.731	246	42.162	252	42.733		233
28	3:16.484	1:52.264	243	41.999	251	42.221		192	66	2:45.219	37.886	245	57.392	161	1:09.941	49	233
29	2:02.294	37.882	246	42.420	252	41.992		242	67	2:55.748	1:30.436	244	42.459	251	42.853		200
30	2:01.464	37.749	245	41.721	251	41.994		235	68	2:02.129	37.900	244	41.806	250	42.423		247
31	2:01.400	37.907	245	41.677	252	41.816		238	69	2:01.996	37.721	243	41.810	251	42.465		**261**
32	1:59.855	37.730	246	40.884	251	**41.241**		235	70	2:04.349	38.639	226	42.381	250	43.329		258
33	2:02.279	38.098	246	41.533	251	42.648		220	71	2:02.424	37.878	246	41.821	252	42.725		251
34	2:01.609	37.676	246	42.118	252	41.815		251	72	2:02.656	37.935	244	42.117	252	42.604		245
35	2:02.141	38.483	242	41.140	252	42.518		222	73	2:02.334	37.942	246	41.761	252	42.631		236
36	2:01.252	38.165	245	41.061	252	42.026		225	74	2:03.620	37.899	244	42.834	252	42.887		233
37	2:00.181	37.926	244	40.886	252	41.369		231	75	2:01.502	37.962	244	41.402	252	42.138		243
38	2:00.604	37.843	244	40.727	253	42.034		253	76	2:01.285	37.757	248	41.150	254	42.378		228

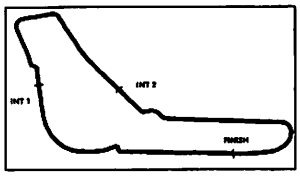

Blancpain GT Series Endurance Cup

Sector List Race

Provisional

BLANCPAIN GT SERIES

MONZA 2019

Autodromo Nazionale di Monza, Length: 5793m
Air temperature: 10.4°C
Track temperature: 10.38°C
Weather condition: Wet

Sunday, April 14, 2019 15:00:00

74 Vos, NLD / Onslow-Cole, GBR — theoretical besttime: 2:00.943

Lap	Time	SE1	SP1	SE2	SP2	SE3	SP3	TSP	Lap	Time	SE1	SP1	SE2	SP2	SE3	SP3	TSP
1	3:26.600	1:38.159	165	53.165	153	55.276		73	35	2:01.829	38.333	242	41.339	251	42.157		238
2	2:25.605	44.954	179	52.402	148	48.249		131	36	2:01.873	38.328	243	41.407	251	42.138		230
3	2:13.985	41.609	240	46.498	244	45.878		173	37	2:03.242	38.789	244	41.153	253	43.300		201
4	2:08.881	39.607	240	44.376	247	44.898		229	38	2:02.899	38.283	243	**41.077**	**252**	43.539		230
5	2:07.116	39.260	241	43.559	242	44.297		240	39	2:02.582	38.407	245	42.104	252	42.071		220
6	2:05.779	38.986	242	43.207	248	43.586		222	40	2:01.785	38.100	243	41.312	252	42.373		229
7	2:05.768	38.922	242	43.276	248	43.570		231	41	2:01.949	38.492	246	41.130	252	42.327		213
8	2:09.481	39.993	235	43.400	223	46.088		240	42	4:32.285	1:06.890	145	1:27.787	65	1:57.608	49	238
9	2:05.665	39.259	243	42.607	249	43.799		201	43	25:50.112	24:05.479	230	46.687	244	57.946		189
10	2:04.644	38.639	243	42.807	249	43.198		222	44	4:21.803	1:26.988	80	1:21.723	80	1:33.092		80
11	2:04.540	38.799	243	42.731	248	43.010		231	45	3:15.990	1:05.881	71	1:22.222	173	47.887		162
12	2:19.619	38.833	243	43.064	249	57.722		229	46	2:13.270	42.325	223	45.469	247	45.476		167
13	4:22.089	1:27.998	80	1:21.689	80	1:32.402		80	47	2:27.755	41.005	217	45.341	226	1:01.409		198
14	4:22.295	1:27.622	80	1:22.126	80	1:32.547		79	48	2:30.742	56.634	192	46.508	241	47.600		111
15	2:34.516	1:05.572	236	44.071	248	44.873		79	49	2:07.509	39.872	245	43.090	243	44.547		185
16	2:55.733	58.497	88	1:01.138	172	56.098		90	50	2:06.034	38.902	244	42.831	248	44.301		210
17	2:09.589	39.630	246	43.042	251	46.917		185	51	2:04.381	38.483	244	42.690	252	43.208		228
18	2:05.154	39.000	244	43.162	249	42.992		216	52	2:05.208	38.626	245	42.821	221	43.761		225
19	2:04.316	38.381	244	42.949	251	42.986		240	53	2:06.499	38.995	247	43.895	252	43.609		204
20	2:05.130	38.759	246	43.005	251	43.366		216	54	2:04.129	38.257	244	43.365	251	42.507		237
21	2:03.655	38.490	244	42.524	251	42.641		229	55	2:05.276	38.460	244	42.885	250	43.931		230
22	2:04.121	38.870	244	42.486	252	42.765		205	56	2:03.878	38.572	244	42.537	252	42.769		227
23	2:23.725	56.898	191	43.771	249	43.056		192	57	2:03.878	38.312	243	42.253	251	43.313		246
24	2:03.451	38.669	244	42.181	251	42.601		214	58	2:06.091	38.285	243	43.912	238	43.894		**248**
25	2:03.958	38.531	244	42.609	251	42.818		225	59	2:05.173	39.111	244	42.873	252	43.189		213
26	2:14.291	40.156	244	42.707	252	51.428	49	214	60	2:04.332	39.049	244	42.426	250	42.857		205
27	3:12.470	1:47.972	242	42.189	250	42.309		200	61	2:03.577	38.439	243	42.197	251	42.941		234
28	2:04.636	38.333	244	42.212	249	44.091		211	62	2:03.427	38.267	243	42.410	249	42.750		235
29	2:03.468	38.673	244	42.516	251	42.279		197	63	2:03.895	38.384	244	42.865	249	42.646		228
30	2:01.930	**38.044**	243	41.823	250	42.063		234	64	2:05.470	38.181	244	43.765	251	43.524		247
31	2:02.066	38.099	243	42.103	251	41.864		240	65	2:04.255	38.570	243	43.286	249	42.399		218
32	2:02.662	38.279	243	42.399	251	41.984		236	66	2:03.238	38.514	243	42.237	249	42.487		216
33	2:01.736	38.129	242	41.526	251	42.081		241	67	2:02.790	38.461	243	42.028	251	42.301		232
34	2:02.159	38.665	243	41.672	251	**41.822**		208	68	**2:01.301**	38.145	243	41.319	251	41.837		238

76 Kirchhöfer, DEU / Dennis, GBR / Thiim, DNK — theoretical besttime: 2:00.260

1	3:09.933	1:23.833	169	54.444	143	51.656		69	40	2:01.874	37.764	246	41.445	257	42.665		239
2	2:33.994	50.564	157	52.232	155	51.198		137	41	2:00.777	**37.662**	**246**	41.276	254	41.839		242
3	2:10.250	40.877	235	44.094	229	45.279		162	42	2:01.670	37.949	247	41.271	244	42.450		242
4	2:07.302	40.170	244	43.328	249	43.804		181	43	4:17.918	1:22.062	80	1:20.727	81	1:35.129	49	80
5	2:05.687	38.704	245	42.604	243	44.379		234	44	5:00.886	2:10.999	78	1:24.766	79	1:25.121		80
6	2:05.318	38.963	246	43.241	248	43.114		204	45	2:41.482	48.326	197	47.713	182	1:05.443		186
7	2:04.037	38.331	244	42.443	253	43.263		237	46	2:39.149	53.281	148	50.873	178	54.995		136
8	2:03.869	38.744	245	42.371	253	42.754		221	47	2:14.648	41.552	247	46.095	239	47.001		191
9	2:04.253	38.421	245	42.236	244	43.596		227	48	2:12.528	40.017	250	45.877	246	46.634		198
10	2:03.407	38.063	246	42.188	252	43.156		233	49	2:16.402	38.972	251	44.520	254	52.910	49	220
11	2:04.429	38.813	248	42.626	252	42.990		230	50	3:15.047	1:48.678	243	42.791	251	43.578		202
12	2:03.733	38.114	247	42.474	252	43.145		226	51	2:04.308	38.299	244	42.540	252	43.469		246
13	4:05.728	1:08.190	80	1:23.358	79	1:34.180		80	52	2:04.646	38.435	242	42.755	252	43.456		244
14	4:28.932	1:29.715	78	1:23.988	78	1:35.229		77	53	4:19.039	1:25.006	80	1:21.188	80	1:32.845		80
15	3:11.216	1:29.830	80	51.847	226	49.539		75	54	3:37.603	1:27.674	81	1:21.586	164	48.343		76
16	3:01.397	1:01.067	96	1:01.966	150	58.364		75	55	2:07.721	40.072	223	43.548	251	44.101		191
17	2:06.078	39.844	246	42.869	251	43.365		213	56	2:31.310	38.647	244	42.960	217	1:09.703		227
18	2:05.286	39.080	244	43.420	257	42.786		221	57	2:34.256	54.492	142	47.827	168	51.937		142
19	2:04.367	38.367	245	42.521	**258**	43.479		228	58	2:06.836	39.706	247	43.077	255	44.053		216
20	2:03.947	38.267	248	42.823	252	42.857		240	59	2:06.116	38.871	247	42.537	242	44.708		226
21	2:03.698	38.426	247	42.890	257	42.382		234	60	2:05.383	38.487	246	43.392	252	43.504		244
22	2:09.743	38.071	247	41.963	255	49.709	50	234	61	2:02.932	38.355	245	41.776	252	42.801		241
23	3:11.694	1:47.814	243	41.444	251	42.436		200	62	2:02.253	37.993	246	41.623	252	42.637		242
24	2:02.622	38.123	246	41.566	253	42.933		248	63	2:01.961	38.008	245	41.534	252	42.419		244
25	2:01.262	38.228	245	41.081	252	41.953		246	64	2:02.212	37.968	245	41.694	254	42.550		246
26	2:01.547	38.080	244	41.272	251	42.195		250	65	2:02.037	37.895	245	41.595	253	42.547		251
27	2:01.420	38.091	245	41.299	252	42.030		254	66	2:02.465	38.048	247	41.878	254	42.539		247

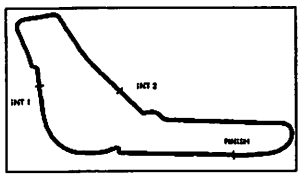

Blancpain GT Series Endurance Cup

Sector List Race

Provisional

BLANCPAIN GT SERIES
MONZA 2019

Autodromo Nazionale di Monza, Length: 5793m
Air temperature: 10.4°C
Track temperature: 10.38°C
Weather condition: Wet

Sunday, April 14, 2019 15:00:00

Lap	Time	SE1	SP1	SE2	SP2	SE3	SP3	TSP	Lap	Time	SE1	SP1	SE2	SP2	SE3	SP3	TSP
28	2:03.378	38.520	247	42.400	251	42.458		220	67	2:02.611	38.399	246	41.664	253	42.548		229
29	2:01.364	38.018	246	41.330	251	42.016		243	68	2:09.621	37.905	246	41.913	254	49.803	50	253
30	**2:00.625**	37.806	244	41.212	252	**41.607**		244	69	2:36.007	1:02.122	247	42.572	253	51.313	50	207
31	2:02.118	38.693	244	41.760	252	41.665		223	70	2:43.447	1:19.061	244	41.947	251	42.439		204
32	2:02.287	37.869	244	42.354	250	42.064		239	71	2:02.089	37.922	247	41.730	251	42.437		251
33	2:01.355	37.973	244	41.486	251	41.896		242	72	2:01.997	37.789	247	41.358	253	42.850		252
34	2:01.278	37.724	244	41.560	254	41.994		242	73	2:02.197	38.147	248	41.796	252	42.254		243
35	2:01.320	37.802	245	41.362	252	42.156		243	74	2:01.091	37.872	245	41.288	252	41.931		256
36	2:01.197	37.838	244	41.384	252	41.975		242	75	2:00.802	37.883	246	**40.991**	**254**	41.928		**257**
37	2:01.079	37.920	245	41.116	254	42.043		225	76	2:01.799	38.164	246	41.361	252	42.274		242
38	2:07.547	37.783	245	41.260	204	48.504		244	77	2:02.603	38.725	244	41.590	251	42.288		236
39	2:01.007	37.873	246	41.284	255	41.850		238									

77 Amstutz, CHE / Machitski, RUS / Ramos, PRT

theoretical besttime: 2:02.712

1	3:28.513	1:41.303	153	51.657	165	55.553		72	40	2:04.530	38.261	243	42.382	253	43.887		247
2	2:25.070	45.097	200	51.453	147	48.520		161	41	2:06.755	39.067	238	43.655	252	44.033		215
3	2:13.155	41.589	226	45.635	222	45.931		163	42	3:56.887	1:01.985	80	1:21.723	81	1:33.179		222
4	2:09.824	39.919	243	44.073	244	45.832		195	43	4:27.313	1:29.313	80	1:23.806	78	1:34.194		77
5	2:08.049	39.879	243	43.536	251	44.634		196	44	2:51.488	1:13.297	214	50.502	208	47.689		80
6	2:05.929	38.828	244	43.194	251	43.907		225	45	2:13.339	41.587	234	45.613	238	46.139		192
7	2:05.458	38.684	244	43.359	251	43.415		224	46	2:11.284	40.141	235	44.885	247	46.258		200
8	2:07.735	38.615	241	43.123	237	45.997		233	47	2:05.584	38.459	243	43.192	250	43.933		227
9	2:07.814	40.624	240	43.056	228	44.134		232	48	2:05.667	38.309	244	43.552	249	43.806		241
10	2:04.471	38.136	244	42.783	251	43.552		239	49	2:06.652	38.717	243	43.968	252	43.967		210
11	2:04.799	38.667	244	42.923	249	43.209		234	50	2:05.798	38.649	243	43.208	252	43.941		219
12	2:35.413	38.389	243	44.226	250	1:12.798		247	51	2:05.446	38.198	243	43.421	251	43.827		251
13	4:21.658	1:27.797	80	1:21.953	80	1:31.908		79	52	2:15.664	39.219	237	43.702	248	52.743	49	204
14	4:22.038	1:27.670	80	1:22.313	80	1:32.055		79	53	5:33.055	2:37.555	73	1:23.101	80	1:32.399		73
15	2:29.109	57.903	222	45.095	219	46.111		139	54	3:14.837	1:03.884	75	1:21.971	162	48.982		160
16	2:44.563	48.318	100	59.818	163	56.427		140	55	2:13.819	44.313	224	44.319	248	45.187		177
17	2:08.517	39.126	242	43.489	242	45.902		195	56	2:25.349	39.804	227	44.890	244	1:00.655		208
18	2:08.248	40.920	238	43.037	249	44.291		189	57	2:29.394	56.962	170	46.082	236	46.350		107
19	2:04.395	38.355	245	42.783	**255**	43.257		229	58	2:09.088	41.443	230	43.457	252	44.188		179
20	2:06.042	38.489	**246**	43.944	252	43.609		231	59	2:09.158	39.286	238	43.920	242	45.952		205
21	2:05.819	38.472	244	43.477	243	43.870		232	60	2:07.095	39.448	243	43.531	236	44.116		215
22	2:05.517	38.634	246	43.226	240	43.657		225	61	2:05.114	38.623	244	43.253	250	43.238		220
23	2:21.689	53.802	201	43.572	235	44.315		205	62	2:05.130	38.783	243	42.938	252	43.409		219
24	2:16.246	39.337	243	43.589	251	53.320	48	201	63	2:05.285	38.787	243	42.778	251	43.720		210
25	3:22.066	1:54.648	242	44.200	249	43.218		201	64	2:06.106	38.973	240	43.208	247	43.925		221
26	2:03.916	38.485	242	42.529	251	**42.902**		232	65	2:04.449	38.743	239	42.511	250	43.195		216
27	2:04.221	38.374	241	42.631	252	43.216		246	66	2:04.441	38.346	242	42.601	251	43.494		222
28	2:04.393	38.735	242	42.569	252	43.089		209	67	2:04.386	38.545	243	42.409	252	43.432		255
29	2:06.063	38.916	242	43.418	251	43.729		224	68	2:04.331	38.221	242	42.765	249	43.345		243
30	2:04.347	38.594	243	42.682	252	43.071		226	69	2:04.368	38.287	243	42.700	251	43.381		236
31	2:04.939	38.739	240	42.899	251	43.301		225	70	2:03.498	**37.905**	**243**	42.459	250	43.134		252
32	2:03.852	38.360	242	42.450	250	43.042		254	71	2:05.344	38.120	242	43.601	250	43.623		243
33	2:04.080	38.286	242	42.481	250	43.313		**256**	72	2:05.391	38.797	243	43.108	251	43.486		202
34	2:03.716	38.128	241	42.525	252	43.063		252	73	2:04.548	38.427	243	42.851	251	43.270		225
35	2:04.947	38.505	242	42.842	251	43.600		255	74	2:03.992	38.371	244	42.435	251	43.186		237
36	2:04.143	38.405	242	42.589	251	43.149		248	75	2:05.972	38.429	243	42.865	244	44.678		227
37	2:06.208	38.575	240	42.976	233	44.657		256	76	**2:03.152**	38.035	244	**41.905**	**253**	43.212		246
38	2:04.879	38.468	241	42.701	251	43.710		243	77	2:03.745	38.262	241	42.530	237	42.953		237
39	2:05.479	38.894	239	42.663	252	43.922		244									

78 Pull, GBR / Witt, GBR / Mitchell, GBR

theoretical besttime: 2:01.122

1	2:53.516	1:04.252	118	54.596	188	54.668		137	39	2:09.952	40.204	247	46.123	239	43.625		190
2	2:43.779	50.974	183	51.675	214	1:01.130		201	40	2:04.363	40.211	247	**40.710**	**243**	43.442		205
3	2:07.463	40.275	244	43.748	247	43.440		188	41	2:06.956	38.852	248	40.951	248	47.153		225
4	2:04.741	38.732	243	42.376	250	43.633		223	42	4:25.686	1:28.546	77	1:23.877	80	1:33.263		79
5	2:04.559	38.528	243	42.435	252	43.596		234	43	4:26.964	1:29.045	80	1:23.965	79	1:33.954		79
6	2:04.173	38.435	243	42.599	249	43.139		241	44	2:51.981	50.695	231	53.149	100	1:08.137		174
7	2:03.595	38.263	243	42.493	250	42.839		238	45	2:42.663	54.393	155	50.883	191	57.387		158
8	2:03.279	38.036	244	42.333	250	42.910		248	46	2:15.249	40.289	243	46.644	209	48.316		192
9	2:03.450	38.007	243	42.456	250	42.987		247	47	2:15.831	40.298	240	46.682	226	48.851		213
10	2:03.376	37.980	243	42.209	249	43.187		247	48	2:25.060	40.365	237	46.907	213	57.788	48	198

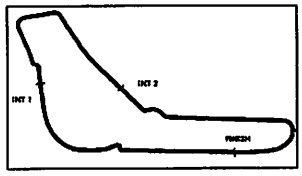

Blancpain GT Series Endurance Cup

Sector List Race

Provisional

BLANCPAIN GT SERIES
MONZA 2019

Autodromo Nazionale di Monza, Length: 5793m
Air temperature: 10.4°C
Track temperature: 10.38°C
Weather condition: Wet

Sunday, April 14, 2019 15:00:00

Lap	Time	SE1	SP1	SE2	SP2	SE3	SP3	TSP	Lap	Time	SE1	SP1	SE2	SP2	SE3	SP3	TSP
11	2:03.755	37.995	243	42.172	251	43.588		250	49	3:22.509	1:56.090	243	42.587	245	43.832		201
12	2:04.505	38.448	244	42.359	252	43.698		221	50	2:05.067	38.183	244	42.580	241	44.304		223
13	3:55.245	1:02.325	80	1:21.554	81	1:31.366		208	51	2:20.413	38.676	245	42.452	251	59.285		219
14	4:22.410	1:27.335	80	1:21.688	80	1:33.387		80	52	4:23.639	1:27.368	72	1:23.539	76	1:32.732		80
15	3:32.984	1:29.144	80	1:00.429	183	1:03.411		76	53	3:14.615	1:02.988	69	1:22.964	145	48.663		161
16	3:05.413	1:02.791	103	1:01.290	133	1:01.332		94	54	2:12.906	44.680	166	43.946	250	44.280		183
17	2:05.288	38.488	244	43.269	251	43.531		219	55	2:26.190	40.470	174	44.436	228	1:01.284		188
18	2:03.504	38.179	245	42.392	251	42.933		242	56	2:28.470	57.487	171	45.626	242	45.357		99
19	2:03.732	38.128	244	42.374	251	43.230		252	57	2:07.088	40.467	236	42.446	253	44.175		179
20	2:04.284	38.536	244	42.722	253	43.026		248	58	2:06.004	38.702	244	42.392	252	44.910		210
21	2:03.292	38.071	246	42.448	251	42.773		250	59	2:04.587	38.447	244	42.384	253	43.756		225
22	2:03.905	37.933	244	42.300	252	43.672		252	60	2:05.154	38.449	245	42.519	226	44.186		226
23	2:16.392	41.826	240	51.782	252	42.784		233	61	2:06.937	39.463	247	43.383	247	44.091		218
24	2:03.526	37.965	244	42.878	252	42.683		252	62	2:04.608	38.086	246	43.414	253	43.108		240
25	2:03.190	38.160	244	42.427	252	**42.603**		251	63	2:03.534	38.031	243	42.283	252	43.220		242
26	2:02.762	38.000	244	42.089	251	42.673		251	64	2:04.089	38.429	244	42.510	251	43.150		229
27	2:10.344	38.168	243	42.493	252	49.683	49	244	65	2:03.779	38.188	246	42.203	254	43.388		252
28	3:34.613	2:00.891	222	46.839	225	46.883		153	66	2:04.023	38.102	244	42.704	250	43.217		247
29	2:12.075	39.537	231	46.313	229	46.225		229	67	2:03.085	38.195	243	42.065	252	42.825		237
30	2:08.654	40.611	240	43.867	251	44.176		211	68	2:03.381	38.165	243	42.339	252	42.877		237
31	2:06.056	39.045	241	43.519	245	43.492		238	69	2:03.442	38.097	244	42.210	251	43.135		242
32	2:18.223	39.943	237	43.672	240	54.608	48	215	70	2:03.093	**37.809**	**245**	42.151	252	43.133		**257**
33	2:33.441	1:05.181	241	42.554	251	45.706		199	71	2:04.059	37.819	245	42.270	252	43.970		251
34	2:05.614	38.683	240	43.147	251	43.784		230	72	2:02.603	37.862	247	41.965	253	42.776		246
35	2:05.814	39.760	243	42.530	251	43.524		213	73	2:04.685	37.825	246	43.687	255	43.173		250
36	2:03.784	38.886	247	42.106	254	42.792		226	74	**2:02.520**	37.916	246	41.926	251	42.678		238
37	2:04.289	38.611	246	41.572	233	44.106		228	75	2:02.942	37.921	245	41.847	250	43.174		245
38	2:03.116	38.056	245	41.154	230	43.906		242	76	2:14.066	38.080	245	42.237	249	53.749		242

87 Pla, FRA / Ricci, BEL / Beaubelique, FRA

theoretical besttime: 1:59.536

1	3:40.997	1:53.262	134	52.832	181	54.903		81	22	2:06.117	38.685	246	44.247	252	43.185		220
2	2:23.605	47.075	179	47.932	181	48.598		139	23	2:16.399	47.641	197	44.227	244	44.531		183
3	2:14.664	41.798	223	46.177	235	46.689		193	24	2:04.494	38.431	246	42.286	254	43.777		233
4	2:12.369	41.558	230	44.902	248	45.909		195	25	2:13.231	38.454	243	42.991	252	51.786	49	214
5	2:10.590	39.658	235	44.994	248	45.938		212	26	3:22.716	1:57.175	242	43.043	250	42.498		203
6	2:08.177	39.769	235	43.755	249	44.653		211	27	2:02.215	37.971	247	41.714	251	42.530		235
7	2:10.009	38.944	242	45.454	245	45.611		236	28	2:02.809	37.986	247	41.409	252	43.414		234
8	2:09.409	39.503	242	43.884	227	46.022		209	29	2:00.652	37.942	246	41.242	252	**41.468**		240
9	2:07.500	39.122	240	43.471	248	44.907		230	30	2:00.301	37.632	246	40.985	254	41.684		244
10	2:06.354	39.160	240	43.287	249	43.907		220	31	**2:00.079**	37.801	247	40.775	255	41.503		252
11	2:05.739	38.676	244	43.167	250	43.896		225	32	2:03.822	38.170	244	41.770	246	43.882		229
12	2:58.323	39.884	238	46.196	90	1:32.243		183	33	2:03.737	38.186	244	42.722	254	42.829		
13	4:23.061	1:27.934	80	1:22.706	80	1:32.421		80	34	2:01.313	38.150	247	40.874	255	42.289		222
14	4:11.200	1:28.089	79	1:22.411	80	1:20.700		79	35	2:01.394	37.664	246	41.239	255	42.491		243
15	2:14.543	43.378	202	45.259	247	45.906		168	36	2:01.907	**37.574**	**247**	41.557	251	42.776		251
16	2:20.573	40.092	235	46.211	169	54.270		195	37	2:01.289	37.867	247	41.443	252	41.979		253
17	2:08.523	40.293	238	43.360	252	44.870		180	38	2:01.761	37.963	246	40.518	249	43.280		**256**
18	2:07.834	39.410	225	44.158	250	44.266		203	39	2:00.961	37.948	245	**40.494**	**231**	42.519		255
19	2:07.350	38.930	242	44.294	254	44.126		210	40	2:00.513	37.893	246	40.613	255	42.007		237
20	2:05.205	38.713	244	42.863	252	43.629		216	41	2:00.466	37.695	247	40.652	254	42.119		247
21	2:04.762	38.553	243	42.597	252	43.612		233	42								252

88 Marciello, ITA / Meadows, GBR / Abril, MCO

theoretical besttime: 1:57.368

1	2:52.281	1:00.567	150	55.219	210	56.495		164	35	2:00.410	37.766	253	41.415	257	41.229		234
2	2:44.732	50.859	171	51.451	179	1:02.422		172	36	1:59.672	38.081	251	40.143	256	41.448		231
3	2:06.712	39.949	241	43.259	247	43.504		192	37	1:58.377	37.792	251	39.869	258	40.716		241
4	2:04.984	38.974	241	42.365	248	43.645		213	38	2:04.588	37.850	251	39.880	211	46.858		238
5	2:04.351	38.658	242	42.182	249	43.511		224	39	1:58.650	37.764	251	39.543	257	41.343		241
6	2:03.903	38.737	243	42.216	249	42.950		223	40	1:58.701	37.782	250	40.145	254	40.774		243
7	2:03.608	38.426	244	42.301	250	42.881		234	41	**1:57.368**	**37.499**	**251**	**39.378**	**257**	**40.491**		250
8	2:03.046	37.931	244	42.197	251	42.918		246	42	1:58.106	37.576	251	39.407	257	41.123		246
9	2:02.968	38.026	244	41.902	247	43.040		244	43	3:55.695	1:01.344	80	1:22.046	80	1:32.305		242
10	2:03.171	37.865	245	41.855	235	43.451		233	44	4:27.208	1:29.691	79	1:23.111	80	1:34.406		78
11	2:02.974	37.986	246	41.801	248	43.187		250	45	3:41.179	1:24.418	99	1:06.154	107	1:10.607		60
12	2:03.307	37.885	246	42.384	226	43.038		238	46	2:44.377	53.694	172	51.129	181	59.554		148

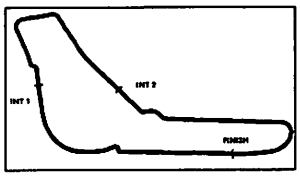

Blancpain GT Series Endurance Cup

Sector List Race

Provisional

BLANCPAIN GT SERIES
MONZA 2019

Autodromo Nazionale di Monza, Length: 5793m
Air temperature: 10.4°C
Track temperature: 10.38°C
Weather condition: Wet

Sunday, April 14, 2019 15:00:00

Lap	Time	SE1	SP1	SE2	SP2	SE3	SP3	TSP	Lap	Time	SE1	SP1	SE2	SP2	SE3	SP3	TSP
13	3:51.483	55.838	80	1:21.866	76	1:33.779		216	47	2:10.102	39.458	243	45.273	250	45.371		219
14	4:25.801	1:28.610	77	1:23.363	76	1:33.828		78	48	2:09.635	39.070	248	45.167	252	45.398		221
15	3:35.744	1:30.825	80	1:00.663	180	1:04.256		75	49	2:15.861	38.761	250	44.931	249	52.169	49	240
16	3:05.673	1:02.907	106	1:01.065	132	1:01.701		99	50	3:18.339	1:49.681	241	42.669	247	45.989		200
17	2:04.385	38.653	247	42.482	252	43.250		220	51	2:04.329	38.519	245	42.665	251	43.145		224
18	2:03.990	38.304	246	42.807	252	42.879		237	52	2:03.088	38.098	245	42.438	250	42.552		231
19	2:02.738	37.916	247	42.344	252	42.478		229	53	4:03.728	1:09.625	80	1:22.166	80	1:31.937		79
20	2:03.550	38.083	246	42.273	251	43.194		241	54	3:17.108	1:26.306	133	1:03.108	179	47.694		79
21	2:03.372	38.185	246	42.229	251	42.958		232	55	2:09.829	40.652	182	44.059	249	45.118		195
22	2:02.191	37.809	247	42.023	252	42.359		248	56	3:10.724	50.682	98	1:05.580	103	1:14.462		208
23	2:14.833	37.740	246	54.369	198	42.724		249	57	2:36.287	53.870	113	49.054	192	53.363		119
24	2:01.790	37.748	246	41.728	254	42.314		253	58	2:06.490	39.419	248	43.479	245	43.592		199
25	2:01.469	37.511	246	41.807	253	42.151		**257**	59	2:04.578	38.021	247	43.381	251	43.176		227
26	2:02.164	37.885	247	41.733	253	42.546		238	60	2:03.002	37.937	246	42.050	253	43.015		238
27	2:08.423	37.742	247	42.157	252	48.524	49	244	61	2:02.686	37.809	247	41.969	252	42.908		237
28	3:17.691	1:49.234	245	44.413	253	44.044		198	62	2:02.420	37.732	246	41.799	253	42.889		235
29	2:05.661	38.713	248	42.933	255	44.015		225	63	2:02.309	37.759	247	41.762	254	42.788		239
30	2:03.806	38.417	250	42.535	255	42.854		236	64	2:02.481	37.823	248	41.775	254	42.883		238
31	2:02.477	38.816	251	41.811	255	41.850		242	65	2:02.274	37.881	248	41.859	253	42.534		233
32	2:00.534	38.042	251	40.992	257	41.500		243	66	2:02.854	38.011	248	41.857	252	42.986		233
33	2:00.812	38.165	252	40.882	257	41.765		228	67	2:33.551	37.705	246	41.664	255	1:14.182	49	236
34	2:00.158	37.706	251	40.525	257	41.927		242									

90 Bastian, DEU / Boguslavskiy, RUS / Fraga, BRA — **theoretical besttime: 1:58.568**

1	2:50.038	58.764	137	53.728	169	57.546		153	40	2:00.988	37.993	252	**40.125**	**257**	42.870		235
2	2:45.751	51.143	151	51.584	186	1:03.024		143	41	2:01.544	38.696	252	40.358	259	42.490		210
3	2:06.092	39.505	240	42.895	246	43.692		209	42	2:39.224	38.766	250	40.496	257	1:19.962		205
4	2:04.791	39.173	240	42.593	247	43.025		213	43	4:23.286	1:28.376	79	1:22.563	80	1:32.347		79
5	2:03.638	38.733	242	42.267	248	42.638		220	44	4:04.196	1:28.646	79	1:22.507	80	1:13.043		79
6	2:03.365	38.669	242	42.070	248	42.626		233	45	2:27.857	41.824	234	46.287	235	59.746		183
7	2:02.872	38.279	243	42.143	249	42.450		241	46	2:37.758	52.749	126	51.534	194	53.475		151
8	2:02.704	38.247	243	42.036	249	42.421		244	47	2:14.377	41.297	234	45.999	225	47.081		179
9	2:02.889	38.193	243	41.996	249	42.700		248	48	2:24.789	40.580	241	47.605	231	56.604	50	189
10	2:02.662	38.222	243	42.045	250	42.395		241	49	3:15.722	1:49.693	241	42.960	247	43.069		195
11	2:02.727	38.227	243	41.802	250	42.698		229	50	2:03.301	38.252	244	42.268	250	42.781		233
12	2:02.469	37.999	244	42.256	244	42.214		241	51	2:02.909	38.163	245	41.990	251	42.756		237
13	3:39.199	46.002	80	1:21.482	80	1:31.715		213	52	2:03.576	38.162	242	41.985	251	43.429		236
14	4:21.589	1:27.644	80	1:22.016	80	1:31.929		80	53	4:19.411	1:23.854	80	1:22.507	78	1:33.050		79
15	3:54.112	1:27.779	80	1:17.424	164	1:08.909		79	54	3:37.200	1:27.249	86	1:21.782	163	48.169		78
16	3:06.620	1:03.650	119	1:01.174	141	1:01.796		103	55	2:06.334	39.207	240	43.658	249	43.469		216
17	2:02.891	38.246	243	41.896	249	42.749		234	56	2:32.880	38.887	243	43.695	182	1:10.298		208
18	2:02.315	37.932	244	41.834	249	42.549		248	57	2:34.762	54.441	145	48.041	177	52.280		136
19	2:01.860	37.972	244	41.833	249	42.055		246	58	2:05.296	38.944	246	43.184	254	43.168		220
20	2:01.818	37.930	243	41.722	250	42.166		247	59	2:06.653	38.415	247	44.534	248	43.704		215
21	2:01.741	37.904	244	41.838	250	41.999		244	60	2:03.813	38.460	246	42.648	251	42.705		233
22	2:01.538	37.910	244	41.629	251	41.999		238	61	2:03.216	38.230	246	42.018	251	42.968		234
23	2:25.669	37.945	245	55.905	82	51.819	49	242	62	2:02.478	37.977	245	41.644	251	42.857		238
24	3:23.551	1:51.458	230	45.648	236	46.445		172	63	2:02.556	37.758	246	41.800	252	42.998		248
25	2:08.957	39.181	246	44.279	252	45.497		224	64	2:02.222	37.691	247	41.562	252	42.969		250
26	2:07.918	39.655	249	43.792	253	44.471		204	65	2:02.341	37.760	246	41.820	252	42.761		235
27	2:06.335	39.112	242	43.759	252	43.464		228	66	2:02.679	37.975	246	42.029	251	42.675		240
28	2:06.606	39.867	246	42.923	254	43.816		190	67	2:01.744	37.672	245	41.700	251	42.372		244
29	2:03.768	39.080	251	42.221	255	42.467		213	68	2:01.619	37.591	246	41.499	254	42.529		**260**
30	2:04.527	38.532	251	42.357	249	43.638		219	69	2:02.167	**37.419**	**243**	41.587	252	43.161		257
31	2:01.514	38.456	250	41.290	255	41.768		239	70	2:01.479	37.685	246	41.384	253	42.410		240
32	2:01.278	38.061	250	41.168	255	42.049		238	71	2:01.734	37.866	246	41.504	252	42.364		240
33	2:04.359	38.648	251	41.679	254	44.032		226	72	2:01.296	37.926	247	41.063	252	42.307		241
34	2:05.168	39.148	252	42.705	257	43.315		214	73	2:01.871	38.113	247	41.500	251	42.258		259
35	2:02.314	38.460	252	42.258	255	41.596		226	74	2:01.506	38.203	247	41.184	252	42.119		237
36	2:02.015	38.261	251	41.918	257	41.836		223	75	2:00.547	37.852	247	40.873	253	41.822		233
37	**1:59.706**	38.253	251	40.429	258	**41.024**		232	76	2:00.123	37.945	247	40.308	255	41.870		243
38	2:01.709	38.504	251	41.329	256	41.876		209	77	2:00.309	37.954	246	40.766	254	41.589		232
39	2:01.615	38.365	251	40.249	232	43.001		231									

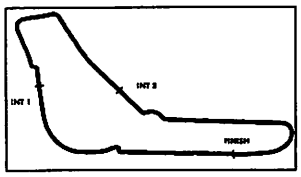

Blancpain GT Series Endurance Cup

Sector List Race

Provisional

BLANCPAIN GT SERIES
MONZA 2019

Autodromo Nazionale di Monza, Length: 5793m
Air temperature: 10.4°C
Track temperature: 10.38°C
Weather condition: Wet

Sunday, April 14, 2019 15:00:00

93 Buncombe, GBR / Hui, HKG / Froggatt, GBR — theoretical besttime: 2:00.823

Lap	Time	SE1	SP1	SE2	SP2	SE3	SP3	TSP	Lap	Time	SE1	SP1	SE2	SP2	SE3	SP3	TSP
1	3:38.487	1:51.164	133	53.301	188	54.022		76	40	2:01.328	38.147	246	41.104	255	42.077		239
2	2:25.006	48.577	173	47.920	174	48.509		138	41	2:01.216	37.952	247	41.285	254	41.979		236
3	2:13.038	41.030	235	45.236	227	46.772		183	42	3:17.622	43.680	228	1:01.258	80	1:32.684		**252**
4	2:11.481	40.083	227	45.350	244	46.048		215	43	4:23.639	1:28.348	79	1:22.643	79	1:32.648		79
5	2:09.253	39.526	240	44.458	251	45.269		213	44	3:20.445	1:28.796	79	1:05.064	224	46.585		79
6	2:08.041	38.945	243	44.253	251	44.843		230	45	2:22.465	44.700	181	49.676	227	48.089		156
7	2:08.366	39.549	236	43.943	251	44.874		236	46	2:24.374	50.484	219	47.868	208	46.022		91
8	2:07.453	39.030	241	43.530	241	44.893		228	47	2:15.193	41.153	238	47.018	242	47.022		171
9	2:05.048	38.200	245	42.758	250	44.090		240	48	2:13.037	40.280	236	45.877	224	46.880		181
10	2:05.318	38.384	245	43.255	250	43.679		241	49	2:09.607	40.123	239	44.153	239	45.331		181
11	2:04.356	37.926	245	42.677	251	43.753		249	50	2:17.228	39.053	238	43.818	252	54.357	49	220
12	2:48.414	38.184	245	42.528	251	1:27.702		247	51	3:24.624	1:53.997	218	45.330	248	45.297		178
13	4:23.997	1:28.585	79	1:22.661	79	1:32.751		79	52	2:50.670	39.117	244	43.409	246	1:28.144		207
14	4:19.608	1:28.401	79	1:22.853	79	1:28.354		79	53	4:17.310	1:28.513	79	1:22.833	79	1:25.964		79
15	2:13.858	42.517	227	45.359	203	45.982		178	54	2:44.485	40.021	233	1:13.699	145	50.765		210
16	2:32.483	41.000	219	57.003	168	54.480		208	55	2:15.637	43.195	166	46.458	239	45.984		151
17	2:08.115	39.160	239	43.330	248	45.625		196	56	2:20.400	40.516	243	44.377	249	55.507		182
18	2:06.061	39.236	246	43.353	250	43.472		213	57	2:28.419	56.520	157	46.286	203	45.613		96
19	2:04.330	38.254	247	42.807	253	43.269		243	58	2:10.221	39.820	243	45.044	226	45.357		204
20	2:05.287	38.137	247	43.603	253	43.547		241	59	2:06.272	38.906	238	43.140	253	44.226		206
21	2:03.828	38.193	246	42.536	254	43.099		241	60	2:05.693	38.367	246	43.310	254	44.016		226
22	2:04.189	38.075	**247**	42.693	254	43.421		237	61	2:06.292	38.162	246	43.413	254	44.717		233
23	2:22.635	54.871	196	43.625	254	44.139		235	62	2:06.524	39.779	236	43.093	254	43.652		200
24	2:11.896	38.373	247	42.475	**255**	51.048	48	226	63	2:05.540	38.322	245	43.151	254	44.067		221
25	3:24.044	1:52.346	233	45.562	240	46.136		196	64	2:06.362	39.030	242	43.012	254	44.320		228
26	2:07.434	39.605	239	43.487	254	44.342		217	65	2:06.371	38.579	244	43.318	253	44.474		222
27	2:06.065	38.553	245	42.836	247	44.676		235	66	2:06.725	38.943	241	43.737	254	44.045		214
28	2:04.691	38.678	246	42.571	255	43.442		230	67	2:06.469	38.825	243	43.777	223	43.867		215
29	2:05.322	39.444	243	42.139	254	43.739		180	68	2:06.412	39.304	237	42.700	252	44.408		212
30	2:03.164	38.312	246	42.211	254	42.641		228	69	2:05.666	38.859	241	42.738	252	44.069		227
31	2:03.214	38.106	247	42.193	254	42.915		218	70	2:05.121	38.342	242	42.794	252	43.985		230
32	2:02.881	38.335	246	41.992	254	42.554		233	71	2:07.045	39.098	238	43.446	251	44.501		224
33	2:02.106	38.125	246	41.618	254	42.363		233	72	2:07.096	40.275	238	43.210	254	43.611		210
34	2:01.542	37.980	246	41.524	254	42.038		242	73	2:05.905	39.201	241	43.110	252	43.594		219
35	2:01.730	38.191	246	41.426	254	42.113		247	74	2:05.581	39.231	242	42.556	254	43.794		200
36	**2:01.144**	37.993	246	41.239	254	**41.912**		245	75	2:04.020	38.731	240	42.366	252	42.923		221
37	2:01.792	**37.910**	246	**41.001**	248	42.881		251	76	2:03.174	38.291	245	41.998	254	42.885		226
38	2:02.307	37.954	246	41.317	245	43.036		245	77	2:04.619	39.886	243	41.897	254	42.836		222
39	2:02.042	37.976	246	41.255	250	42.811		243									

97 Yoluc, GBR / Al Harthy, OMN / Eastwood, IRL — theoretical besttime: 2:01.159

Lap	Time	SE1	SP1	SE2	SP2	SE3	SP3	TSP	Lap	Time	SE1	SP1	SE2	SP2	SE3	SP3	TSP
1	3:14.640	1:27.761	156	53.153	146	53.726		69	38	2:03.892	39.862	246	**41.107**	**257**	42.923		213
2	2:30.775	49.103	203	51.795	144	49.877		132	39	2:10.972	38.815	247	42.139	256	50.018		241
3	2:12.362	42.244	219	45.129	223	44.989		167	40	4:22.081	1:27.634	80	1:22.124	80	1:32.323		80
4	2:07.577	40.302	244	43.068	248	44.207		196	41	4:24.945	1:28.778	80	1:23.202	80	1:32.965		80
5	2:08.537	39.306	241	44.111	225	45.120		215	42	2:53.300	52.175	233	52.376	108	1:08.749		170
6	2:05.868	39.262	247	42.853	253	43.753		209	43	2:42.047	53.767	133	50.634	180	57.646		126
7	2:05.902	38.970	246	43.450	249	43.482		219	44	2:16.402	41.249	236	46.846	228	48.307		198
8	2:04.548	38.426	246	42.922	251	43.200		228	45	2:24.299	41.785	233	46.823	243	55.691	49	187
9	2:04.811	38.536	246	42.696	226	43.579		225	46	3:22.013	1:54.383	233	43.961	242	43.669		187
10	2:03.520	38.192	247	42.655	253	42.673		241	47	2:04.242	38.687	244	42.777	252	42.778		220
11	2:04.038	38.297	247	42.665	247	43.076		225	48	2:03.905	38.304	244	42.290	251	43.311		235
12	2:12.046	39.946	248	42.818	253	49.282		198	49	2:06.512	38.409	244	42.211	252	45.892		243
13	4:22.214	1:26.699	80	1:22.096	79	1:33.419		80	50	4:19.886	1:26.781	80	1:21.669	80	1:31.436		81
14	4:24.311	1:28.319	80	1:23.028	80	1:32.964		78	51	3:30.744	1:21.045	85	1:21.705	175	47.994		80
15	2:51.509	1:18.275	186	46.629	241	46.605		80	52	2:09.984	41.248	216	44.715	244	44.021		188
16	2:56.014	58.259	93	1:01.565	110	56.190		81	53	2:29.962	39.066	242	42.884	250	1:08.012		215
17	2:07.115	39.401	235	43.519	244	44.195		193	54	2:32.134	55.483	183	45.725	174	50.926		109
18	2:05.423	39.262	246	42.709	241	43.452		199	55	2:08.415	39.622	235	43.568	242	45.225		209
19	2:07.431	40.216	241	43.027	248	44.188		195	56	2:05.967	39.397	241	42.918	252	43.652		198
20	2:04.143	38.423	**248**	42.602	255	43.118		219	57	2:06.859	38.831	246	43.552	236	44.476		209
21	2:04.888	39.276	239	42.677	253	42.935		225	58	2:07.978	39.778	232	44.286	229	43.914		196
22	2:05.044	38.699	247	43.080	254	43.265		204	59	2:05.206	39.317	243	42.882	253	43.007		201
23	2:22.761	56.135	151	44.083	252	42.543		210	60	2:04.174	38.380	246	42.444	253	43.350		227

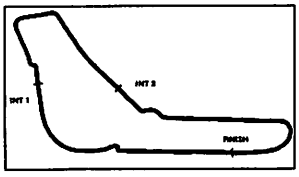

Blancpain GT Series Endurance Cup

Sector List Race

Provisional

BLANCPAIN GT SERIES
MONZA 2019

Autodromo Nazionale di Monza, Length: 5793m
Air temperature: 10.4°C
Track temperature: 10.38°C
Weather condition: Wet

Sunday, April 14, 2019 15:00:00

Lap	Time	SE1	SP1	SE2	SP2	SE3	SP3	TSP	Lap	Time	SE1	SP1	SE2	SP2	SE3	SP3	TSP
24	2:04.057	38.342	246	42.313	252	43.402		230	61	2:04.390	39.081	244	42.564	254	42.745		219
25	2:03.648	38.323	246	42.520	252	42.805		227	62	2:04.287	38.199	243	43.150	254	42.938		240
26	2:12.421	38.389	245	42.801	252	51.231	50	221	63	2:03.506	38.226	246	42.476	253	42.804		240
27	3:27.583	2:00.221	240	43.805	251	43.557		180	64	2:03.679	38.158	246	42.554	253	42.967		241
28	2:06.550	38.615	246	42.884	249	45.051		225	65	2:03.247	38.396	246	42.229	254	42.622		230
29	2:03.167	38.405	246	42.158	253	42.604		244	66	2:04.816	38.323	246	43.502	255	42.991		238
30	2:02.653	38.107	245	42.112	252	42.434		245	67	2:03.465	38.296	245	42.446	252	42.723		238
31	4:02.418	59.162	121	1:28.676	90	1:34.580	49	153	68	2:03.201	38.243	246	42.316	253	42.642		243
32	2:49.886	1:24.448	238	42.376	251	43.062		194	69	2:04.986	38.350	246	42.372	254	44.264		236
33	2:03.526	39.646	242	41.718	252	**42.162**		**254**	70	2:03.427	38.021	246	42.639	255	42.767		241
34	2:03.719	**37.890**	246	41.608	254	44.221		254	71	2:03.018	38.143	247	42.445	253	42.430		244
35	**2:01.723**	38.039	246	41.479	253	42.205		246	72	2:02.567	38.311	246	41.987	254	42.269		234
36	2:43.071	38.026	245	43.387	142	1:21.658	49	248	73	2:04.338	38.155	245	43.144	252	43.039		251
37	3:34.738	2:04.588	212	44.145	234	46.005		164	74	2:06.420	38.345	244	43.700	233	44.375		237

98 Müller, DEU / Dumas, FRA / Jaminet, FRA

theoretical besttime: 1:59.234

1	3:06.081	1:20.659	182	54.367	145	51.055		69	39	2:00.801	37.946	243	40.833	248	42.022		235
2	2:36.578	51.723	174	52.444	160	52.411		141	40	2:02.238	37.830	244	41.323	246	43.085		236
3	2:10.087	40.922	242	43.851	234	45.314		152	41	2:00.219	38.201	243	40.627	250	41.391		214
4	2:06.948	39.660	242	43.030	249	44.258		196	42	2:00.864	38.107	244	40.935	247	41.822		225
5	2:05.201	38.529	244	43.048	249	43.624		227	43	4:15.038	1:20.064	79	1:22.834	80	1:32.140		80
6	2:06.150	39.586	240	43.459	251	43.105		227	44	4:23.648	1:28.454	79	1:22.800	80	1:32.394		79
7	2:05.116	38.964	243	42.744	250	43.408		216	45	3:13.855	1:02.092	206	1:01.738	98	1:10.025		163
8	2:03.735	38.526	244	42.286	249	42.923		224	46	2:44.105	54.096	134	50.774	146	59.235		152
9	2:04.095	38.327	244	42.396	245	43.372		220	47	2:03.718	38.585	241	42.911	246	42.222		223
10	2:04.052	38.096	244	42.293	232	43.663		240	48	2:02.956	38.007	241	42.680	247	42.269		248
11	2:03.804	38.404	244	42.510	251	42.890		230	49	2:02.509	37.870	242	42.271	247	42.368		248
12	2:03.646	38.070	245	42.523	253	43.053		225	50	2:02.850	38.119	243	42.180	249	42.551		236
13	4:06.245	1:08.459	80	1:23.540	78	1:34.246		73	51	2:11.665	38.090	242	42.476	250	51.099	49	236
14	4:28.710	1:29.624	76	1:23.946	78	1:35.140		78	52	3:21.937	1:49.921	228	45.779	241	46.237		198
15	3:10.090	1:29.906	79	49.279	209	50.905		76	53	3:56.508	1:00.537	79	1:23.049	79	1:32.922		205
16	3:02.605	1:01.657	93	1:01.443	134	59.505		70	54	3:34.540	1:29.284	78	1:18.691	182	46.565		79
17	2:05.973	39.082	242	43.376	250	43.515		216	55	2:10.256	40.242	240	44.880	245	45.134		195
18	2:04.195	38.565	245	42.965	252	42.665		221	56	3:11.298	51.097	96	1:04.439	102	1:15.762		196
19	2:02.787	37.729	244	42.262	250	42.796		251	57	2:38.179	52.777	133	49.335	192	56.067		130
20	2:02.809	38.219	244	41.951	**257**	42.639		217	58	2:09.213	39.902	243	44.703	245	44.608		200
21	2:02.641	37.893	244	42.148	252	42.600		231	59	2:08.120	38.718	245	44.374	247	45.028		231
22	2:02.052	38.093	243	41.855	250	42.104		243	60	2:07.508	39.211	247	44.164	252	44.133		217
23	2:11.516	38.509	246	50.053	241	42.954		241	61	2:05.245	38.550	244	43.016	248	43.679		227
24	2:10.148	37.928	245	42.157	251	50.063	49	230	62	2:04.057	38.425	243	42.713	249	42.919		230
25	3:16.036	1:48.663	240	43.226	247	44.147		192	63	2:03.624	38.155	244	42.383	252	43.086		241
26	2:03.602	38.574	243	42.363	247	42.665		229	64	2:03.517	38.280	244	42.573	254	42.664		218
27	2:02.519	38.418	242	41.920	248	42.181		240	65	2:03.061	37.973	244	42.390	249	42.698		236
28	2:02.650	38.307	242	41.406	248	42.937		244	66	2:31.167	38.261	242	45.660	162	1:07.246	49	243
29	2:03.169	38.381	243	42.414	249	42.374		231	67	2:49.153	1:23.145	240	43.086	246	42.922		203
30	2:02.672	37.919	243	42.116	249	42.637		244	68	2:03.446	38.440	242	42.207	248	42.799		236
31	2:00.894	37.986	242	41.342	248	41.566		247	69	2:02.951	38.209	242	42.191	247	42.551		240
32	2:00.124	37.653	243	41.023	249	41.448		250	70	2:02.371	38.232	243	41.784	248	42.355		232
33	2:00.824	38.043	243	41.314	249	41.467		235	71	2:02.341	38.084	243	41.882	249	42.375		243
34	2:01.116	38.263	244	41.185	250	41.668		216	72	2:09.005	37.928	244	46.819	175	44.258		250
35	2:00.138	37.815	243	40.966	250	41.357		242	73	2:06.992	41.838	229	42.174	250	42.980		228
36	2:00.614	37.949	246	40.979	254	41.686		237	74	2:01.429	37.960	244	41.650	248	41.819		246
37	**1:59.419**	37.761	243	**40.468**	249	41.190		247	75	2:00.696	37.793	243	41.084	249	41.819		**254**
38	2:00.240	**37.636**	242	40.840	249	41.764		251	76	1:59.931	37.712	243	41.089	249	**41.130**		252

99 Olsen, NOR / Werner, DEU / Campbell, AUS

theoretical besttime: 1:58.898

1	3:05.460	1:19.121	152	55.045	103	51.294		74	40	2:00.719	38.232	247	**39.900**	**257**	42.587		236
2	2:36.627	51.125	143	52.726	163	52.776		148	41	2:01.267	39.103	250	40.814	251	**41.350**		212
3	2:11.130	41.864	240	44.432	228	44.834		149	42	2:12.727	37.903	248	40.391	253	54.433		241
4	2:06.671	39.953	244	42.964	249	43.754		185	43	4:22.114	1:27.943	80	1:22.190	80	1:31.981		79
5	2:05.444	38.863	244	43.081	249	43.500		212	44	4:21.388	1:28.236	79	1:22.564	80	1:30.588		79
6	2:04.423	39.140	240	42.558	250	42.725		205	45	2:47.323	45.572	216	52.405	125	1:09.346		167
7	2:03.828	38.530	245	42.442	251	42.856		226	46	2:40.596	53.192	128	50.825	170	56.579		138
8	2:03.964	38.281	246	42.497	252	43.186		228	47	2:13.715	40.770	239	46.206	225	46.739		192
9	2:04.000	38.227	247	42.503	251	43.270		234	48	2:20.435	40.681	247	45.710	236	54.044	49	193

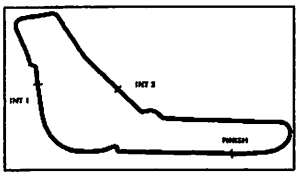

Blancpain GT Series Endurance Cup

Sector List Race

Provisional

BLANCPAIN GT SERIES
MONZA 2019

Autodromo Nazionale di Monza, Length: 5793m
Air temperature: 10.4°C
Track temperature: 10.38°C
Weather condition: Wet

Sunday, April 14, 2019 15:00:00

Lap	Time	SE1	SP1	SE2	SP2	SE3	SP3	TSP	Lap	Time	SE1	SP1	SE2	SP2	SE3	SP3	TSP
10	2:03.468	38.202	245	42.299	248	42.967		241	49	3:18.145	1:49.806	240	43.956	245	44.383		186
11	2:03.129	37.723	246	42.248	254	43.158		**254**	50	2:05.677	38.945	243	42.836	247	43.896		226
12	2:03.694	38.014	246	42.969	249	42.711		230	51	2:04.702	38.379	243	42.897	247	43.426		237
13	3:58.846	1:04.660	79	1:22.105	80	1:32.081		198	52	2:03.889	38.180	243	42.447	249	43.262		244
14	4:23.770	1:28.057	79	1:23.173	80	1:32.540		79	53	4:19.672	1:24.059	80	1:22.478	79	1:33.135		80
15	3:22.116	1:29.326	79	58.599	225	54.191		79	54	3:37.115	1:27.025	78	1:21.901	155	48.189		79
16	3:04.871	1:02.739	95	1:00.663	125	1:01.469		74	55	2:05.952	39.084	240	43.152	245	43.716		217
17	2:05.133	39.306	242	42.764	254	43.063		217	56	2:33.050	38.432	241	43.872	180	1:10.746		222
18	2:04.137	38.675	244	42.535	252	42.927		225	57	2:34.861	54.314	150	48.035	171	52.512		167
19	2:02.700	38.114	246	42.127	252	42.459		239	58	2:06.247	39.097	245	43.475	245	43.675		226
20	2:02.636	38.082	246	42.257	252	42.297		237	59	2:05.752	38.510	245	43.601	250	43.641		228
21	2:02.427	38.008	247	42.009	252	42.410		240	60	2:07.817	40.152	246	43.115	248	44.550		225
22	2:02.273	38.141	245	41.784	254	42.348		247	61	2:04.195	38.235	245	42.259	249	43.701		223
23	2:13.625	38.508	246	52.686	248	42.431		240	62	2:03.734	38.525	246	42.077	249	43.132		243
24	2:02.507	38.459	246	42.004	252	42.044		229	63	2:03.909	38.155	247	42.368	250	43.386		238
25	2:01.833	37.770	246	41.850	252	42.213		249	64	2:03.192	38.195	244	42.053	249	42.944		236
26	2:01.834	38.137	246	41.666	255	42.031			65	2:02.820	37.938	244	42.036	249	42.846		245
27	2:09.237	37.681	247	41.744	252	49.812	49	250	66	2:02.416	37.896	243	41.921	249	42.599		245
28	3:18.766	1:49.982	242	44.297	244	44.487		175	67	2:02.346	37.965	243	41.861	249	42.520		248
29	2:06.198	39.273	250	43.535	247	43.390		214	68	2:02.271	37.775	245	41.946	250	42.550		249
30	2:04.914	38.733	**250**	43.387	250	42.794		223	69	2:02.130	38.087	243	41.789	249	42.254		245
31	2:04.183	38.870	250	42.175	249	43.138		220	70	2:03.362	37.847	244	41.866	250	43.649		249
32	2:02.909	38.603	247	41.510	253	42.796		227	71	2:02.493	38.214	239	41.991	249	42.288		248
33	2:01.851	38.662	250	41.094	254	42.095		229	72	2:01.314	**37.648**	**243**	41.486	250	42.180		249
34	2:02.352	38.554	250	41.463	252	42.335		232	73	2:01.335	37.856	244	41.367	250	42.112		238
35	2:01.070	38.486	247	40.884	255	41.700		236	74	2:01.367	37.879	243	41.377	251	42.111		250
36	2:00.986	38.168	250	40.869	255	41.949		243	75	2:01.290	38.052	245	41.357	248	41.881		238
37	2:01.736	38.233	244	41.700	254	41.803		234	76	2:00.364	37.873	244	41.017	249	41.474		243
38	2:01.979	38.473	250	40.441	255	43.065		224	77	2:00.731	37.772	243	40.810	251	42.149		237
39	**2:00.310**	38.333	247	40.212	**258**	41.765		237									

107 Pepper, ZAF / Gounon, FRA / Kane, GBR — **theoretical besttime: 1:57.479**

1	3:20.023	1:33.466	137	52.508	139	54.049		63	40	1:59.643	38.309	252	39.297	242	42.037		224
2	2:27.465	47.907	186	52.137	149	47.421		117	41	**1:58.293**	38.227	255	**39.266**	**263**	**40.800**		221
3	2:11.841	42.442	216	44.897	245	44.502		138	42	2:56.278	38.021	256	46.297	81	1:31.960		222
4	2:07.164	39.670	242	43.519	257	43.975		180	43	4:24.273	1:28.057	80	1:22.931	78	1:33.285		80
5	2:05.245	38.433	247	43.432	254	43.380		211	44	3:52.927	1:28.573	80	1:22.702	81	1:01.652		80
6	2:03.996	38.001	246	42.448	243	43.547		239	45	2:26.994	47.493	191	49.790	185	49.711		142
7	2:03.525	38.573	242	42.145	254	42.807		216	46	2:25.597	49.072	225	48.918	192	47.607		114
8	2:02.788	37.867	246	42.269	253	42.652		236	47	2:14.184	41.362	231	46.342	229	46.480		164
9	2:03.513	37.920	248	42.189	241	43.404		239	48	2:13.199	40.408	240	46.398	244	46.393		183
10	2:03.541	38.453	246	42.114	251	42.974		233	49	2:20.769	40.659	239	45.992	236	54.118	50	182
11	2:04.494	38.227	244	43.380	250	42.887		224	50	3:18.181	1:50.435	243	43.868	249	43.878		191
12	2:03.700	37.978	250	42.930	222	42.792		230	51	2:03.867	38.564	247	42.471	257	42.832		215
13	4:05.252	1:10.760	80	1:21.075	81	1:33.417		79	52	2:25.839	37.865	248	42.277	255	1:05.697		239
14	4:28.748	1:29.395	75	1:24.061	77	1:35.292		77	53	4:38.981	1:47.149	60	1:27.047	70	1:24.785		80
15	3:11.918	1:29.824	81	51.972	208	50.122		74	54	2:52.975	41.765	115	1:21.058	156	50.152		174
16	3:00.602	1:00.717	101	1:01.808	134	58.077		73	55	2:13.192	43.601	147	45.122	242	44.469		158
17	2:06.651	40.329	246	42.551	251	43.771		208	56	2:24.865	39.589	226	43.966	225	1:01.310		186
18	2:05.137	38.682	250	43.067	237	43.388		217	57	2:27.674	56.352	163	47.129	193	44.193		115
19	2:03.731	38.069	248	42.211	241	43.451		242	58	2:06.304	38.930	229	44.004	252	43.370		193
20	2:04.373	38.707	246	42.427	255	43.239		229	59	2:04.142	37.992	254	42.431	255	43.719		230
21	2:04.453	38.212	249	42.539	253	43.702		231	60	2:04.008	38.012	250	42.575	258	43.421		236
22	2:02.902	38.656	251	41.523	258	42.723		250	61	2:05.769	38.405	252	42.945	222	44.419		233
23	2:19.319	48.552	81	47.871	254	42.896		230	62	2:06.273	38.675	246	43.596	241	44.002		206
24	2:01.867	37.617	246	41.765	259	42.485		242	63	2:04.068	38.590	247	42.471	255	43.007		227
25	2:01.940	37.548	248	41.962	258	42.430		247	64	2:04.129	38.037	250	42.511	258	43.581		221
26	2:09.208	37.741	248	41.757	257	49.710	50	241	65	2:03.222	38.148	246	42.142	257	42.932		234
27	3:34.378	1:56.886	235	50.111	211	47.381		176	66	2:02.831	37.983	250	42.111	257	42.737		229
28	2:09.631	41.003	239	43.469	233	45.159		212	67	2:04.294	37.777	250	43.604	250	42.913		238
29	2:07.307	40.192	248	43.146	244	43.969		183	68	2:02.529	38.001	247	41.884	257	42.644		233
30	2:05.227	39.580	247	42.434	254	43.213		219	69	2:02.786	37.714	253	42.600	258	42.472		230
31	2:02.846	39.644	251	41.484	260	41.718		207	70	2:02.065	37.450	248	41.975	260	42.640		239
32	2:02.925	38.244	254	40.778	236	43.903		227	71	2:02.895	37.816	247	42.059	255	43.020		242
33	2:01.917	38.436	255	41.435	259	42.046		225	72	2:02.340	38.000	248	42.047	255	42.293		232
34	2:01.942	39.109	254	40.673	260	42.160		211	73	2:01.625	37.775	246	41.624	255	42.226		240

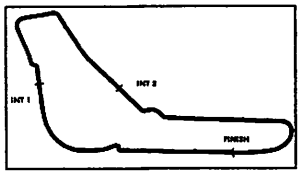

Blancpain GT Series Endurance Cup

Sector List Race

Provisional

BLANCPAIN GT SERIES
MONZA 2019

Autodromo Nazionale di Monza, Length: 5793m
Air temperature: 10.4°C
Track temperature: 10.38°C
Weather condition: Wet

Sunday, April 14, 2019 15:00:00

Lap	Time	SE1	SP1	SE2	SP2	SE3	SP3	TSP	Lap	Time	SE1	SP1	SE2	SP2	SE3	SP3	TSP
35	2:01.033	38.732	252	40.527	261	41.774		210	74	2:01.997	37.801	248	41.466	252	42.730		241
36	2:01.931	38.639	252	40.225	242	43.067		211	75	2:00.873	37.779	247	41.164	256	41.930		247
37	2:01.427	38.889	**257**	40.025	232	42.513		206	76	1:59.821	37.543	247	40.843	254	41.435		247
38	2:01.558	38.903	251	39.894	242	42.761		205	77	1:59.797	**37.413**	**249**	40.200	255	42.184		**254**
39	1:59.702	38.125	256	39.644	249	41.933		224									

108 Buncombe, GBR / Soucek, ESP / Soulet, BEL — theoretical besttime: 1:58.961

1	3:02.501	1:13.499	151	56.336	119	52.666		120	40	2:01.310	38.341	254	40.308	255	42.661		224
2	2:37.797	50.096	121	53.032	151	54.669		156	41	2:01.644	38.848	255	**40.030**	**256**	42.766		212
3	2:09.811	41.452	231	43.836	235	44.523		172	42	2:37.473	38.817	253	40.130	260	1:18.526		210
4	2:05.184	38.741	248	42.867	254	43.576		196	43	4:21.662	1:27.479	80	1:22.210	81	1:31.973		80
5	2:04.846	38.950	246	42.841	254	43.055		244	44	4:01.161	1:27.821	80	1:22.044	81	1:11.296		80
6	2:04.271	38.159	250	42.964	254	43.148		233	45	2:33.631	41.555	210	47.382	168	1:04.694		180
7	2:03.681	37.938	248	42.605	255	43.138		241	46	2:38.167	53.139	135	50.599	189	54.429		137
8	2:03.574	38.004	250	42.731	254	42.839		243	47	2:13.830	40.507	243	46.023	218	47.300		187
9	2:04.435	38.049	248	42.534	254	43.852		243	48	2:21.072	41.214	244	46.113	238	53.745	48	185
10	2:03.499	38.002	250	42.689	255	42.808		236	49	3:15.662	1:48.053	247	43.930	250	43.679		199
11	2:03.191	37.907	250	42.499	254	42.785		235	50	2:03.505	38.014	248	42.404	252	43.087		233
12	2:03.040	37.943	250	42.245	256	42.852		234	51	2:02.690	37.970	248	42.403	254	42.317		234
13	3:54.788	1:01.277	80	1:21.189	81	1:32.322		225	52	2:02.728	37.990	247	42.149	252	42.589		231
14	4:22.345	1:28.757	80	1:22.303	81	1:31.285		78	53	4:06.826	1:13.165	80	1:22.295	81	1:31.366		80
15	3:29.015	1:28.533	79	59.347	221	1:01.135		78	54	3:12.225	1:20.480	131	1:02.721	179	49.024		80
16	3:05.683	1:02.576	104	1:01.063	111	1:02.044		105	55	2:08.285	39.875	228	43.879	251	44.531		181
17	2:04.682	38.111	250	43.512	251	43.059		228	56	3:11.041	51.285	95	1:05.077	108	1:14.679		181
18	2:03.704	37.669	252	43.044	252	42.991		237	57	2:36.161	53.685	112	49.113	178	53.363		137
19	2:02.998	37.537	251	42.498	257	42.963		250	58	2:06.940	39.210	251	43.515	255	44.215		200
20	2:02.976	37.801	250	42.592	255	42.583		246	59	2:05.074	38.112	250	42.908	238	44.054		232
21	2:02.641	37.788	250	42.226	254	42.627		242	60	2:03.151	37.833	251	42.480	254	42.838		232
22	2:02.519	37.661	250	42.244	256	42.614		250	61	2:03.468	38.045	248	42.502	253	42.921		217
23	2:13.207	37.609	250	52.441	200	43.157		**254**	62	2:03.158	38.011	249	42.315	256	42.832		225
24	2:03.871	37.729	251	42.167	258	43.975		238	63	2:02.953	37.947	250	42.149	253	42.857		230
25	2:02.203	37.624	251	42.164	257	42.415		247	64	2:02.628	37.920	251	42.014	256	42.694		230
26	2:02.161	37.691	250	42.097	257	42.373		248	65	2:02.980	37.834	249	41.786	255	43.360		241
27	2:08.808	37.560	250	41.779	257	49.469	49	242	66	2:03.444	38.286	250	42.152	254	43.006		206
28	3:19.612	1:50.832	247	44.271	242	44.509		187	67	2:02.283	37.903	249	41.709	258	42.671		220
29	2:06.786	39.719	251	43.523	255	43.544		206	68	2:02.378	37.774	249	41.829	258	42.775		241
30	2:06.487	39.306	251	43.262	252	43.919		216	69	2:02.077	37.392	249	42.103	257	42.582		244
31	2:05.199	39.142	252	42.907	256	43.150		212	70	2:01.143	37.324	251	41.498	258	42.321		247
32	2:04.865	38.826	250	43.125	254	42.914		219	71	2:02.862	37.837	249	41.841	256	43.184		238
33	2:03.573	39.224	248	41.775	257	42.574		225	72	2:01.333	37.337	250	41.700	257	42.296		240
34	2:03.288	39.130	248	41.455	258	42.703		240	73	2:01.588	37.521	250	41.498	258	42.569		229
35	2:02.819	38.448	254	40.953	**260**	43.418		231	74	2:01.327	**37.315**	**253**	41.686	258	42.326		233
36	2:02.851	38.248	250	41.590	258	43.013		230	75	2:00.714	37.729	251	40.975	258	42.010		225
37	2:02.557	39.293	254	40.723	254	42.541		214	76	2:00.459	37.399	251	40.604	258	42.456		235
38	2:01.795	38.426	**255**	40.563	240	42.806		220	77	**1:59.191**	37.374	252	40.201	258	**41.616**		234
39	2:02.657	38.736	255	41.430	253	42.491		209									

111 Roda, ITA / Cipriani, ITA / Antonelli, ITA — theoretical besttime: 2:04.422

1	3:47.799	2:01.892	99	54.850	192	51.057		78	7	2:06.794	38.663	242	43.751	251	44.380		231
2	2:27.688	49.602	221	49.579	241	48.507		134	8	2:05.377	38.735	242	42.917	251	43.725		227
3	2:09.555	39.565	243	44.244	248	45.746		228	9	2:05.265	38.297	246	**42.858**	**251**	44.110		238
4	2:12.074	40.400	219	46.797	250	44.877		217	10	**2:04.578**	**38.194**	**246**	43.014	252	**43.370**		237
5	2:08.721	38.972	242	44.868	249	44.881		229	11	2:05.510	38.257	237	43.704	254	43.549		241
6	2:07.871	39.091	245	43.915	244	44.865		235	12								**263**

188 West, GBR / Goodwin, GBR — theoretical besttime: 2:01.974

1	3:36.919	1:49.257	127	53.339	180	54.323		78	39	2:03.911	38.061	244	42.428	252	43.422		243
2	2:24.469	48.587	183	48.051	187	47.831		151	40	3:46.496	53.752	81	1:21.247	81	1:31.497		235
3	2:13.852	41.102	233	46.316	244	46.434		184	41	4:20.834	1:27.179	80	1:21.738	80	1:31.917		80
4	2:11.341	40.808	230	44.591	249	45.942		210	42	3:03.932	1:27.584	80	50.797	226	45.551		80
5	2:09.478	39.416	241	44.597	249	45.465		226	43	2:07.152	39.098	242	43.576	249	44.478		210
6	2:08.771	39.428	239	44.183	249	45.160		228	44	2:15.806	41.048	170	47.200	190	47.558		174
7	2:08.200	39.435	241	43.673	250	45.092		226	45	2:12.414	39.426	240	45.976	248	47.012		190
8	2:07.910	38.974	241	43.893	249	45.043		225	46	2:07.031	38.590	247	44.746	251	43.695		214

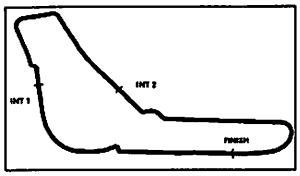

Blancpain GT Series Endurance Cup

Sector List Race

Provisional

BLANCPAIN GT SERIES MONZA 2019

Autodromo Nazionale di Monza, Length: 5793m
Air temperature: 10.4°C
Track temperature: 10.38°C
Weather condition: Wet

Sunday, April 14, 2019 15:00:00

Lap	Time	SE1	SP1	SE2	SP2	SE3	SP3	TSP	Lap	Time	SE1	SP1	SE2	SP2	SE3	SP3	TSP
9	2:06.821	39.140	244	43.671	251	44.010		219	47	2:06.514	39.412	239	43.622	252	43.480		216
10	2:05.529	38.596	243	43.210	251	43.723		229	48	2:14.355	38.538	242	43.549	252	52.268	49	226
11	6:26.849	38.652	243	4:13.872	81	1:34.325	49	228	49	3:32.334	1:58.633	225	47.636	244	46.065		167
12	4:43.111	1:49.186	80	1:22.299	80	1:31.626		80	50	2:50.143	40.220	235	44.501	243	1:25.422		197
13	3:43.088	1:27.723	80	1:09.878	170	1:05.487		80	51	4:13.722	1:27.955	80	1:22.456	80	1:23.311		80
14	3:06.926	1:03.414	112	1:00.854	139	1:02.658		105	52	2:51.861	43.529	167	1:17.849	123	50.483		169
15	2:11.657	39.952	240	46.818	250	44.887		229	53	2:14.539	43.521	161	45.509	248	45.509		154
16	2:13.539	40.698	227	47.529	229	45.312		219	54	2:21.960	40.126	233	44.459	249	57.375		195
17	2:12.643	40.239	245	47.805	254	44.599		206	55	2:28.543	56.314	160	46.724	211	45.505		110
18	2:08.565	38.751	245	45.879	254	43.935		226	56	2:10.799	40.461	229	45.179	252	45.159		208
19	2:06.563	39.104	246	43.650	252	43.809		235	57	2:08.021	39.211	234	44.445	252	44.365		216
20	2:05.505	38.478	245	43.402	252	43.625		240	58	2:06.433	39.129	241	43.517	252	43.787		217
21	2:20.230	52.545	205	43.794	**256**	43.891		232	59	2:05.985	38.567	244	43.467	252	43.951		229
22	2:05.450	38.444	244	43.209	252	43.797		232	60	2:07.058	39.054	234	43.774	248	44.230		210
23	2:07.539	38.551	245	45.428	252	43.560		237	61	2:05.298	39.090	243	43.003	252	43.205		206
24	2:06.017	39.211	231	43.157	251	43.649		228	62	2:04.837	38.263	243	43.376	252	43.198		227
25	2:13.896	38.706	243	43.397	252	51.793	49	233	63	2:05.569	38.838	238	43.325	253	43.406		213
26	3:17.218	1:49.037	237	44.178	248	44.003		196	64	2:04.189	38.457	243	42.421	253	43.311		231
27	2:04.711	38.840	244	42.854	252	43.017		232	65	2:05.177	38.936	241	42.989	252	43.252		214
28	2:03.149	38.530	244	42.255	252	42.364		229	66	2:04.246	38.515	244	42.282	252	43.449		227
29	2:04.716	38.417	244	42.836	252	43.463		229	67	2:04.216	38.467	244	42.543	251	43.206		226
30	2:04.576	38.921	244	42.615	251	43.040		234	68	2:04.567	38.435	244	42.829	249	43.303		231
31	2:03.963	38.141	244	42.519	252	43.303		241	69	2:03.838	38.470	244	42.242	251	43.126		238
32	2:03.347	38.399	244	42.335	252	42.613		231	70	2:04.827	39.303	240	42.381	251	43.143		225
33	2:03.239	38.173	244	42.341	251	42.725		237	71	2:03.503	38.582	244	42.296	252	42.625		225
34	2:02.870	38.268	244	41.978	252	42.624		237	72	2:03.596	38.471	244	42.248	251	42.877		232
35	2:03.715	38.149	244	42.360	252	43.206		**244**	73	2:02.621	38.691	243	**41.710**	**251**	**42.220**		231
36	2:03.049	38.179	243	41.877	252	42.993		240	74	2:04.844	38.417	244	42.560	254	43.867		234
37	2:03.120	**38.044**	243	42.182	252	42.894		237	75	2:05.344	38.906	231	42.946	231	43.492		237
38	**2:02.604**	38.107	243	42.215	252	42.282		244									

333 Salikhov, RUS / Bulatov, RUS / Perel, ZAF — **theoretical besttime: 1:59.675**

1	3:29.856	1:42.725	153	52.050	138	55.081		70	39	2:05.286	40.203	248	42.384	246	42.699		196
2	2:24.370	45.729	201	50.704	157	47.937		151	40	2:02.724	38.941	251	41.099	257	42.684		208
3	2:09.598	40.116	237	45.250	250	44.232		191	41	2:03.090	38.942	251	41.020	257	43.128		215
4	2:06.809	39.313	243	43.391	252	44.105		211	42	4:15.081	1:20.168	79	1:22.703	80	1:32.210		80
5	2:07.028	39.290	243	43.160	252	44.578		220	43	4:23.241	1:28.434	80	1:22.668	80	1:32.139		80
6	2:04.736	38.069	244	42.691	251	43.976		231	44	3:13.983	1:02.481	216	1:01.404	98	1:10.098		161
7	2:05.254	38.576	245	43.168	252	43.510		217	45	2:44.626	53.950	137	50.789	152	59.887		150
8	2:04.480	38.244	246	42.487	251	43.749		235	46	2:16.488	41.313	234	47.780	202	47.395		204
9	2:04.188	38.147	245	42.540	252	43.501		247	47	2:18.481	43.301	231	48.087	231	47.093		184
10	2:04.076	38.188	244	42.296	255	43.592		235	48	2:25.540	42.401	235	46.241	223	56.898	49	198
11	2:03.063	38.028	246	42.020	251	43.015		242	49	3:19.683	1:50.171	238	44.743	251	44.769		198
12	2:08.531	38.363	246	42.286	253	47.882		214	50	2:06.723	39.183	244	43.234	248	44.306		216
13	4:22.711	1:27.942	79	1:22.285	80	1:32.484		79	51	2:27.057	38.734	245	42.832	252	1:05.491		217
14	4:23.992	1:28.673	79	1:22.556	79	1:32.763		79	52	4:39.010	1:47.539	60	1:26.884	80	1:24.587		79
15	2:52.376	1:16.614	187	47.224	220	48.538		79	53	2:53.627	41.865	128	1:21.240	147	50.522		185
16	2:56.500	59.170	93	1:00.246	117	57.084		70	54	2:12.602	43.272	173	44.718	221	44.612		178
17	2:06.776	39.131	242	43.461	253	44.184		210	55	2:25.104	39.533	190	44.443	242	1:01.128		199
18	2:04.698	38.276	246	42.519	254	43.903		226	56	2:28.069	56.710	169	47.039	214	44.320		126
19	2:04.091	38.740	246	42.254	251	43.097		227	57	2:08.689	40.312	220	44.226	247	44.151		204
20	2:03.221	37.908	247	42.078	254	43.235		239	58	2:06.925	38.936	248	43.851	254	44.138		213
21	2:03.343	38.453	246	41.936	254	42.954		216	59	2:04.962	38.340	246	43.046	251	43.576		227
22	2:03.875	38.083	247	41.949	255	43.843		222	60	2:03.874	37.800	246	42.298	253	43.776		243
23	2:22.958	47.648	80	52.550	255	42.760		241	61	2:06.320	37.979	246	42.721	243	45.620		236
24	2:02.502	38.002	246	41.790	254	42.710		235	62	2:03.590	38.150	245	42.053	253	43.387		224
25	2:02.082	37.783	248	41.635	253	42.664		240	63	2:03.669	38.274	246	42.343	253	43.052		234
26	2:10.669	37.734	248	41.775	254	51.160	49	239	64	2:03.787	38.304	247	42.376	254	43.107		242
27	3:46.857	2:11.763	225	47.725	247	47.369		188	65	2:03.808	38.662	246	42.523	253	42.623		235
28	2:10.984	41.300	235	44.631	241	45.053		200	66	2:04.481	38.027	246	42.904	254	43.550		247
29	2:07.497	39.927	243	43.699	252	43.871		208	67	2:02.549	37.986	246	41.916	254	42.647		240
30	2:07.403	40.202	242	43.275	254	43.926		221	68	2:02.586	37.953	246	42.064	255	42.569		241
31	2:08.569	41.279	201	43.548	237	43.742		215	69	2:03.374	38.227	244	42.164	255	42.983		227
32	2:04.861	38.877	250	42.354	241	43.630		206	70	2:02.480	37.793	247	41.836	254	42.851		247
33	2:04.970	38.809	250	42.984	**257**	43.177		224	71	2:03.059	38.189	248	41.970	255	42.900		248
34	2:04.716	39.000	**251**	42.540	256	43.176		208	72	2:01.823	37.857	246	41.615	252	42.351		238

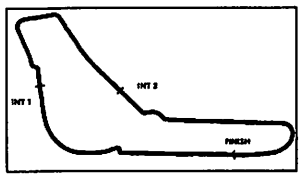

Blancpain GT Series Endurance Cup

Sector List Race

Provisional

BLANCPAIN GT SERIES MONZA 2019

Autodromo Nazionale di Monza, Length: 5793m
Air temperature: 10.4°C
Track temperature: 10.38°C
Weather condition: Wet

Sunday, April 14, 2019 15:00:00

Lap	Time	SE1	SP1	SE2	SP2	SE3	SP3	TSP	Lap	Time	SE1	SP1	SE2	SP2	SE3	SP3	TSP
35	2:04.803	38.516	250	42.609	255	43.678		225	73	2:01.710	37.729	247	41.535	254	42.446		245
36	2:05.246	38.977	247	42.340	254	43.929		211	74	2:01.757	37.830	247	41.632	254	42.295		237
37	2:07.651	38.609	250	42.963	198	46.079		218	75	2:00.683	**37.498**	**245**	41.017	253	42.168		244
38	2:06.544	40.228	245	42.158	233	44.158			76	**1:59.766**	37.589	244	**40.719**	**252**	**41.458**		**254**

444 Scholze, DEU / Lewandowski, POL / Liebhauser, DEU — theoretical besttime: 2:02.000

1	3:31.451	1:43.813	144	52.214	149	55.424		74	38	2:08.017	41.680	243	42.476	243	43.861		223
2	2:24.816	44.797	183	50.815	127	49.204		164	39	3:39.104	42.027	227	1:18.076	79	1:39.001	40	228
3	2:11.172	40.003	232	44.964	229	46.205		205	40	4:54.229	1:57.786	79	1:23.145	79	1:33.298		200
4	2:08.594	39.752	242	44.019	251	44.823		208	41	3:07.439	1:28.603	79	53.575	234	45.261		78
5	2:07.553	39.208	243	43.407	250	44.938		214	42	2:07.552	40.033	234	43.686	247	43.833		216
6	2:05.433	38.538	245	42.956	249	43.939		227	43	2:05.232	38.486	241	43.207	242	43.539		226
7	2:05.213	38.438	244	42.986	251	43.789		236	44	2:05.454	39.025	242	43.144	249	43.285		206
8	5:51.460	38.623	244	42.552	248	4:30.285		240	45	2:11.990	41.297	240	44.777	232	45.916		189
9	2:10.335	39.267	215	46.669	240	44.399		216	46	2:06.407	38.761	240	43.290	244	44.356		212
10	2:05.534	38.924	245	42.979	252	43.631		209	47	2:06.018	38.673	242	43.264	248	44.081		219
11	4:06.957	1:10.699	79	1:22.903	79	1:33.355		78	48	2:16.064	38.815	242	44.121	249	53.128	44	225
12	4:25.384	1:28.763	78	1:23.068	79	1:33.553		78	49	4:02.846	1:55.567	223	45.929	249	1:21.350		192
13	3:12.738	1:29.806	78	53.142	211	49.790		78	50	4:17.227	1:30.129	73	1:23.823	79	1:23.275		78
14	2:59.641	1:00.275	112	1:01.765	111	57.601		72	51	2:52.623	42.232	150	1:19.910	146	50.481		177
15	2:07.711	39.982	238	43.235	249	44.494		190	52	2:14.143	43.820	181	45.135	247	45.188		159
16	2:05.829	39.157	**247**	42.598	247	44.074		211	53	2:23.026	39.821	232	43.928	248	59.277		218
17	2:05.210	39.642	247	42.512	251	43.056		212	54	2:28.340	56.162	167	46.982	213	45.196		126
18	2:03.797	38.472	244	42.154	251	43.171		213	55	2:08.479	39.041	238	44.682	251	44.756		225
19	2:04.384	38.173	245	42.446	251	43.765		234	56	2:06.263	39.093	238	43.156	251	44.014		224
20	2:04.609	38.454	247	42.500	252	43.655		228	57	2:06.387	39.119	238	42.930	252	44.338		220
21	2:20.156	46.096	79	50.861	**253**	43.199		209	58	2:07.489	39.263	236	43.897	250	44.329		219
22	2:03.735	37.958	244	42.224	251	43.553		247	59	2:05.359	38.616	238	43.083	250	43.660		238
23	2:02.978	37.967	243	42.127	251	42.884		222	60	2:04.681	38.463	240	42.880	249	43.338		241
24	2:04.659	38.791	243	42.255	250	43.613		239	61	2:04.287	38.351	241	42.802	252	43.134		237
25	2:10.301	38.975	244	42.047	250	49.279	57	208	62	2:05.347	38.309	243	43.583	251	43.455		237
26	3:42.417	2:07.600	213	46.261	230	48.556		151	63	2:05.047	38.247	242	43.270	251	43.530		245
27	2:14.574	42.722	218	46.061	232	45.791		191	64	2:03.638	38.253	243	42.272	251	43.113		246
28	2:12.288	41.354	235	44.799	246	46.135		203	65	2:04.044	38.179	242	42.913	251	42.952		257
29	2:21.778	41.177	211	45.006	228	55.595	46	197	66	2:03.777	38.333	243	42.514	251	42.930		247
30	2:35.555	1:05.991	235	44.290	235	45.274		194	67	2:03.026	37.986	243	42.345	251	42.695		258
31	2:11.008	40.332	236	45.111	226	45.565		192	68	2:03.474	38.114	243	42.395	251	42.965		240
32	2:10.177	40.874	240	43.693	248	45.610		218	69	2:03.507	38.117	243	42.533	251	42.857		250
33	2:09.200	40.513	232	43.399	246	45.288		196	70	2:04.118	38.415	242	42.310	251	43.393		258
34	2:12.444	43.322	233	42.902	249	46.220		216	71	2:03.540	38.413	243	41.999	251	43.128		252
35	2:07.603	39.713	236	42.725	245	45.165		214	72	2:02.946	38.515	246	41.979	251	**42.452**		**258**
36	2:06.761	39.515	240	43.462	231	43.784		219	73	2:02.590	37.919	243	42.086	251	42.585		249
37	2:06.216	40.327	239	42.313	245	43.576		209	74	**2:02.353**	**37.731**	**244**	**41.817**	**251**	42.805		257

488 Ehret, DEU / Berry, AUS / Balbiani, ARG — theoretical besttime: 2:00.585

1	3:36.186	1:47.774	137	51.797	154	56.615		65	39	2:03.541	37.654	245	42.619	245	43.268		247
2	2:24.942	47.818	204	47.597	200	49.527		147	40	2:24.646	37.618	244	44.582	252	1:02.446		257
3	2:20.725	45.113	216	47.276	205	48.336		160	41	4:22.988	1:27.475	79	1:22.614	80	1:32.899		79
4	3:50.072	43.146	215	1:36.668	102	1:30.258	49	189	42	4:15.895	1:27.878	79	1:22.752	79	1:25.265		79
5	3:03.508	1:28.943	199	46.937	241	47.628		177	43	2:40.414	47.222	183	47.800	181	1:05.392		183
6	2:14.009	41.483	234	46.019	242	46.507		186	44	2:38.836	53.184	143	51.026	201	54.626		141
7	2:11.591	40.639	239	44.852	250	46.100		186	45	2:13.276	41.023	243	45.642	233	46.611		177
8	2:09.443	39.682	243	44.220	249	45.541		220	46	2:06.333	39.565	237	43.206	254	43.562		196
9	2:08.640	39.489	242	44.073	251	45.078		218	47	2:05.592	38.218	245	42.939	253	44.435		231
10	2:08.846	38.992	245	44.251	249	45.603		228	48	2:14.377	38.488	241	43.226	254	52.663	49	228
11	3:34.368	40.473	200	1:21.009	80	1:32.886		180	49	3:31.039	2:00.013	238	45.003	244	46.023		200
12	4:25.306	1:28.965	79	1:23.322	79	1:33.019		79	50	2:20.545	39.725	235	43.901	251	56.919		212
13	3:32.738	1:28.960	79	1:16.235	173	47.543		79	51	4:25.303	1:28.508	78	1:22.815	80	1:33.980		79
14	2:10.552	39.923	243	44.898	245	45.731		216	52	3:16.323	1:05.504	76	1:22.389	166	48.430		154
15	2:09.319	39.336	243	44.352	252	45.631		224	53	2:13.136	42.373	237	45.053	247	45.710		165
16	2:08.017	38.849	241	43.997	252	45.171		227	54	2:27.485	40.868	213	45.717	219	1:00.900		202
17	2:10.839	38.834	243	47.093	252	44.912		242	55	2:30.901	57.076	207	46.487	232	47.338		107
18	2:06.867	38.723	244	43.512	249	44.632		222	56	2:09.211	38.805	242	44.852	245	45.554		251
19	2:07.224	38.263	246	43.347	254	45.614		235	57	2:10.213	39.654	237	45.024	251	45.535		210
20	2:06.080	38.765	245	43.042	252	44.273		225	58	2:08.645	39.682	243	43.993	254	44.970		213

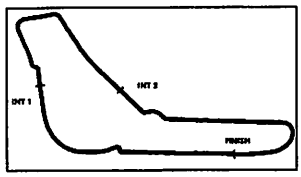

Blancpain GT Series Endurance Cup

Sector List Race

Provisional

BLANCPAIN GT SERIES MONZA 2019

Autodromo Nazionale di Monza, Length: 5793m
Air temperature: 10.4°C
Track temperature: 10.38°C
Weather condition: Wet

Sunday, April 14, 2019 15:00:00

Lap	Time	SE1	SP1	SE2	SP2	SE3	SP3	TSP	Lap	Time	SE1	SP1	SE2	SP2	SE3	SP3	TSP
21	2:08.479	38.303	**249**	42.985	251	47.191		231	59	2:09.760	39.655	235	44.430	254	45.675		212
22	2:13.943	47.280	242	42.866	253	43.797		211	60	2:05.552	38.513	247	42.707	252	44.332		237
23	2:14.558	39.148	237	43.291	253	52.119	49	232	61	2:05.313	38.408	246	42.762	254	44.143		253
24	3:38.340	2:07.887	225	45.149	251	45.304		154	62	2:05.675	38.326	247	43.483	250	43.866		241
25	2:09.870	40.924	237	44.360	241	44.586		226	63	2:04.670	38.383	242	42.532	255	43.755		260
26	2:06.058	39.073	244	43.413	252	43.572		236	64	2:06.085	38.409	245	43.140	254	44.536		229
27	2:05.280	38.871	241	42.982	254	43.427		229	65	2:03.990	37.998	245	42.708	254	43.284		247
28	2:04.168	38.382	247	42.311	255	43.475		232	66	2:03.777	37.845	244	42.723	252	43.209		251
29	2:04.860	38.750	243	42.736	254	43.374		225	67	2:12.732	38.059	246	42.672	253	52.001	49	244
30	2:04.752	38.437	241	42.771	254	43.544		231	68	2:27.830	1:02.390	245	42.347	254	43.093		208
31	2:03.171	38.356	245	42.166	**256**	42.649		226	69	2:03.420	38.229	243	42.116	252	43.075		242
32	2:03.070	37.737	246	42.242	256	43.091		243	70	2:03.625	38.332	246	42.075	252	43.218		248
33	2:02.318	**37.458**	247	41.931	249	42.929		244	71	2:04.125	38.197	244	43.363	254	42.565		252
34	2:02.477	38.047	246	41.517	256	42.913		230	72	2:02.072	37.796	247	41.757	253	42.519		249
35	2:02.363	38.145	244	41.608	255	42.610		233	73	**2:01.054**	37.927	245	**40.963**	**256**	**42.164**		**260**
36	2:08.786	38.366	244	41.527	253	48.893		251	74	2:10.445	38.256	247	49.103	252	43.086		254
37	2:02.659	37.716	249	41.941	253	43.002		229	75	2:01.575	37.834	244	41.300	252	42.441		244
38	2:02.996	38.015	243	41.776	255	43.205		233									

519 Keen, GBR / Venturini, ITA / Perera, FRA — **theoretical besttime: 2:00.076**

1	3:04.514	1:17.279	171	55.393	128	51.842		92	40	2:00.788	37.767	244	41.305	253	41.716		248
2	2:36.946	50.923	150	52.635	160	53.388		141	41	**2:00.776**	38.084	244	41.164	255	**41.528**		250
3	2:10.798	41.459	237	44.308	237	45.031		160	42	2:55.045	37.816	243	43.073	91	1:34.156		247
4	2:06.900	39.622	243	43.576	246	43.702		204	43	4:27.791	1:30.333	79	1:23.372	76	1:34.086		80
5	2:07.532	38.807	245	44.335	238	44.390		236	44	3:53.281	1:29.272	78	1:23.915	73	1:00.094		76
6	2:06.866	38.808	247	43.909	248	44.149		203	45	2:23.283	47.666	151	47.819	204	47.798		135
7	2:04.646	38.589	246	42.910	252	43.147		226	46	2:29.306	51.507	238	48.001	172	49.798		108
8	2:05.560	38.330	245	43.284	252	43.946		230	47	2:09.132	39.962	247	43.237	254	45.933		161
9	2:04.529	38.445	247	42.529	242	43.555		222	48	2:09.797	39.757	244	44.433	251	45.607		201
10	2:03.386	38.231	245	42.486	252	42.669		228	49	2:06.187	38.616	243	44.290	250	43.281		228
11	2:03.823	38.031	247	42.678	255	43.114		237	50	2:03.579	38.004	244	42.545	249	43.030		**257**
12	2:03.868	38.209	**248**	42.821	252	42.838		221	51	2:03.119	37.989	242	42.636	251	42.494		248
13	4:04.521	1:11.085	80	1:21.534	81	1:31.902			52	2:11.711	38.033	244	42.705	251	50.973	48	242
14	4:28.249	1:29.564	80	1:23.233	74	1:35.452		75	53	5:14.031	2:19.445	80	1:22.395	80	1:32.191		80
15	3:11.952	1:30.068	80	51.489	217	50.395		79	54	3:12.547	1:22.013	167	1:00.457	166	50.077		79
16	3:00.400	1:00.863	113	1:01.798	148	57.739		69	55	2:07.558	39.859	234	43.721	228	43.978		180
17	2:05.754	39.357	247	42.694	252	43.703		216	56	3:09.992	50.436	99	1:05.477	127	1:14.079		191
18	2:04.506	38.180	248	43.149	256	43.177		231	57	2:43.176	54.556	152	48.568	176	1:00.052	48	152
19	2:03.860	37.730	246	43.032	251	43.098		242	58	3:04.182	1:37.874	242	42.650	248	43.658		202
20	2:04.258	38.637	246	42.513	254	43.108		244	59	2:03.474	38.162	243	42.243	249	43.069		243
21	2:03.423	37.881	248	42.574	255	42.968		235	60	2:03.123	37.990	243	42.109	249	43.024		249
22	2:03.175	37.936	247	42.435	254	42.804		235	61	2:03.585	38.133	245	42.468	248	42.984		244
23	2:15.866	39.747	230	53.557	253	42.562		234	62	2:03.574	38.322	243	42.166	251	43.086		227
24	2:03.692	38.037	246	42.551	252	43.104		246	63	2:02.526	38.004	243	41.870	251	42.652		237
25	2:03.000	37.941	247	42.230	252	42.829		232	64	2:01.953	37.686	244	41.898	249	42.369		244
26	2:02.206	38.026	246	41.964	252	42.216		235	65	2:02.341	37.908	244	41.944	249	42.489		246
27	2:11.755	37.900	246	42.005	252	51.850	49	246	66	2:02.941	37.943	243	42.047	249	42.951		247
28	3:36.639	2:11.453	243	42.071	251	43.115		204	67	2:03.517	38.007	243	41.979	250	43.531		240
29	2:02.001	38.118	244	41.775	253	42.108		236	68	2:03.362	38.033	243	42.203	249	43.126		251
30	2:02.361	38.468	247	41.887	251	42.006		236	69	2:02.377	37.823	244	41.954	249	42.600		251
31	2:01.661	38.046	246	41.530	253	42.085		247	70	2:02.795	38.015	244	41.905	252	42.875		243
32	2:02.394	38.095	246	41.973	254	42.326		241	71	2:03.234	37.723	246	42.011	251	43.500		251
33	2:02.318	38.151	245	42.013	251	42.154		248	72	2:03.612	38.903	245	42.259	251	42.450		219
34	2:01.633	38.000	243	41.815	253	41.818		252	73	2:01.416	**37.434**	**245**	41.669	249	42.313		254
35	2:02.137	38.015	245	41.839	254	42.283		229	74	2:01.145	37.902	245	41.281	249	41.962		255
36	2:02.329	38.164	246	41.971	253	42.194		242	75	2:01.201	37.788	244	41.368	249	42.045		256
37	2:02.958	38.538	247	41.828	**257**	42.592		229	76	2:00.838	37.807	247	**41.114**	**252**	41.917		254
38	2:02.231	38.001	244	41.619	255	42.611		224	77	2:01.349	37.745	246	41.413	252	42.191		237
39	2:01.261	37.936	246	41.387	252	41.938		240									

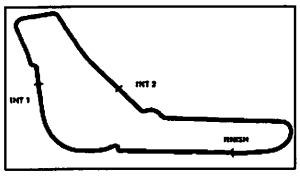

Blancpain GT Series Endurance Cup

Sector List Race

Provisional

BLANCPAIN GT SERIES
MONZA 2019

Autodromo Nazionale di Monza, Length: 5793m
Air temperature: 10.4°C
Track temperature: 10.38°C
Weather condition: Wet

Sunday, April 14, 2019 15:00:00

555 Menchaca, MEX / Proto, GBR / Beretta, ITA — theoretical besttime: 2:00.379

Lap	Time	SE1	SP1	SE2	SP2	SE3	SP3	TSP	Lap	Time	SE1	SP1	SE2	SP2	SE3	SP3	TSP
1	3:22.097	1:35.581	144	52.493	139	54.023		62	40	**2:00.664**	37.797	244	41.126	251	**41.741**		237
2	2:26.780	47.163	169	52.629	135	46.988		103	41	2:01.087	37.762	244	41.191	253	42.134		240
3	2:12.002	42.196	220	44.926	243	44.880		146	42	3:07.374	37.701	247	41.669	140	1:48.004		237
4	2:06.396	38.713	243	43.319	251	44.364		227	43	4:22.836	1:27.555	78	1:22.515	80	1:32.766		79
5	2:05.337	38.326	246	43.139	248	43.872		226	44	3:48.544	1:28.826	79	1:21.990	109	57.728		79
6	2:04.235	38.209	246	42.516	253	43.510		241	45	2:26.684	47.832	183	49.515	179	49.337		143
7	2:03.293	37.912	**248**	42.180	255	43.201		243	46	2:24.394	49.819	212	48.225	192	46.350		110
8	2:03.564	38.434	244	42.232	254	42.898		235	47	2:10.211	39.723	235	46.350	237	44.138		180
9	2:03.189	37.935	246	42.005	249	43.249		243	48	2:07.562	38.768	235	44.518	234	44.276		218
10	2:03.222	38.097	242	42.304	252	42.821		232	49	2:16.504	39.520	244	43.479	223	53.505	49	197
11	2:04.073	38.221	246	42.806	252	43.046		229	50	3:19.902	1:53.799	245	42.644	251	43.459		202
12	2:03.670	38.157	247	42.526	245	42.987		224	51	2:03.197	38.097	244	42.048	251	43.052		235
13	4:05.833	1:11.873	80	1:21.972	80	1:31.988		80	52	2:16.945	38.338	245	42.709	253	55.898		233
14	4:28.125	1:29.127	79	1:23.703	75	1:35.295		75	53	4:22.246	1:27.963	80	1:22.230	80	1:32.053		80
15	3:12.034	1:29.785	79	51.853	211	50.396		73	54	3:17.361	1:08.043	84	1:21.378	152	47.940		152
16	3:00.429	1:00.649	107	1:01.721	143	58.059		79	55	2:13.754	42.192	219	45.652	215	45.910		189
17	2:07.291	40.352	242	43.006	251	43.933		206	56	2:26.394	39.333	244	43.228	249	1:03.833		199
18	2:04.573	38.402	247	42.754	252	43.417		225	57	2:30.505	56.236	173	46.308	189	47.961		126
19	2:03.756	38.667	247	42.524	255	42.565		236	58	2:07.582	39.074	243	43.774	248	44.734		201
20	2:04.772	38.492	242	43.145	255	43.135		235	59	2:04.729	38.711	245	42.681	253	43.337		215
21	2:03.040	38.021	248	42.147	**258**	42.872		229	60	2:06.487	38.412	248	43.553	243	44.522		205
22	2:03.008	38.341	248	42.093	256	42.574		244	61	2:05.206	38.785	245	42.611	254	43.810		221
23	2:23.817	49.713	81	51.549	254	42.555		228	62	2:04.892	37.930	247	44.012	253	42.950		240
24	2:02.225	37.727	245	42.202	253	42.296		248	63	2:03.570	38.471	247	42.457	252	42.642		238
25	2:09.422	37.870	246	41.646	254	49.906	49	238	64	2:03.316	37.938	243	42.287	255	43.091		237
26	3:24.597	1:55.076	226	45.618	248	43.903		200	65	2:02.868	37.571	246	42.346	254	42.951		247
27	2:04.987	38.428	245	42.574	242	43.985		237	66	2:03.816	37.970	246	42.952	252	42.894		238
28	2:04.012	38.378	246	42.090	252	43.544		223	67	2:04.282	38.093	244	43.537	251	42.652		250
29	2:03.052	38.030	244	41.600	252	43.422		235	68	2:03.352	38.215	242	42.476	251	42.661		243
30	2:02.192	38.411	244	41.707	253	42.074		246	69	2:02.850	37.881	245	42.596	251	42.373		246
31	2:01.353	37.930	246	41.423	252	42.000		237	70	2:01.929	**37.512**	**244**	41.920	251	42.497		**262**
32	2:01.687	37.811	246	41.694	243	42.182		233	71	2:03.157	37.828	244	42.651	251	42.678		252
33	2:02.174	37.896	243	42.076	251	42.202		234	72	2:02.043	37.721	244	41.885	250	42.437		247
34	2:02.670	38.884	242	41.617	254	42.169		256	73	2:02.667	37.838	244	42.100	252	42.729		250
35	2:01.662	37.808	242	41.548	254	42.306		234	74	2:02.433	38.447	246	41.726	251	42.260		223
36	2:03.054	38.865	241	41.642	254	42.547		212	75	2:01.236	37.680	243	41.589	252	41.867		261
37	2:04.571	39.688	245	42.346	249	42.537		194	76	2:01.219	37.654	247	41.659	252	41.906		255
38	2:03.855	38.091	246	41.560	253	44.204		230	77	2:00.838	37.610	245	41.254	252	41.974		258
39	2:01.094	37.856	242	**41.126**	254	42.112		241									

563 Caldarelli, ITA / Mapelli, CHE / Lind, DNK — theoretical besttime: 1:59.756

Lap	Time	SE1	SP1	SE2	SP2	SE3	SP3	TSP	Lap	Time	SE1	SP1	SE2	SP2	SE3	SP3	TSP
1	2:54.203	1:04.931	159	54.956	173	54.316		136	40	2:00.449	37.523	245	41.481	254	**41.445**		248
2	2:43.239	50.760	173	51.951	193	1:00.528		196	41	2:00.851	37.422	244	41.825	254	41.604		251
3	2:13.782	39.757	242	49.406	235	44.619		192	42	2:30.464	37.702	246	41.105	253	1:11.657		245
4	2:04.627	39.200	242	42.786	247	42.641		206	43	4:19.762	1:26.608	80	1:21.481	80	1:31.673		80
5	2:04.547	38.566	244	43.213	251	42.768		216	44	4:07.015	1:26.926	80	1:21.589	80	1:18.500		80
6	2:02.676	38.221	244	42.090	251	42.365		226	45	2:38.401	45.630	170	47.639	142	1:05.132		161
7	2:03.211	38.044	244	42.552	249	42.615		241	46	2:38.112	53.406	147	50.875	186	53.831		129
8	2:02.380	37.889	244	41.825	252	42.666		246	47	2:08.003	40.230	240	44.156	233	43.617		183
9	2:02.764	37.927	244	41.814	248	43.023		241	48	2:10.557	37.818	246	42.149	252	50.590	49	232
10	2:02.432	37.892	246	42.050	253	42.490		248	49	3:17.546	1:50.921	243	43.141	250	43.484		202
11	2:03.239	38.107	245	42.370	254	42.762		226	50	2:03.595	38.384	244	42.438	252	42.773		223
12	2:02.551	37.988	247	41.734	255	42.829		238	51	2:02.760	38.079	245	42.017	253	42.664		219
13	3:52.138	58.947	80	1:21.142	80	1:32.049		207	52	2:02.617	38.186	244	42.112	251	42.319		237
14	4:25.172	1:29.058	79	1:22.844	79	1:33.270		79	53	3:53.656	59.775	80	1:21.854	80	1:32.027		238
15	3:33.071	1:28.923	77	1:00.212	178	1:03.936		76	54	3:34.571	1:29.393	79	1:18.616	182	46.562		78
16	3:05.886	1:02.932	101	1:00.859	140	1:02.095		96	55	2:10.558	40.426	224	44.590	219	45.542		192
17	2:03.817	38.190	**249**	42.792	250	42.835		222	56	3:11.292	51.274	88	1:04.223	113	1:15.795		194
18	2:02.916	37.987	247	42.214	254	42.715		243	57	2:37.894	52.895	132	49.628	187	55.371		161
19	2:02.463	38.002	246	42.154	253	42.307		241	58	2:05.540	39.626	243	43.409	253	42.505		197
20	2:02.015	37.757	247	41.807	251	42.451		246	59	2:02.355	37.920	244	41.938	252	42.497		245
21	2:01.930	37.718	247	41.865	250	42.347		252	60	2:02.911	37.802	246	42.129	256	42.980		240
22	2:01.799	37.944	246	41.888	252	41.967		243	61	2:02.929	37.722	247	42.381	254	42.826		241
23	2:29.158	37.688	245	1:00.811	174	50.659	49	234	62	2:02.657	38.070	243	42.044	251	42.543		238

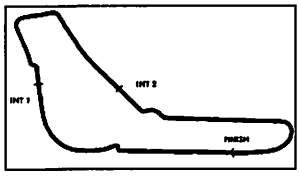

Blancpain GT Series Endurance Cup

Sector List Race

Provisional

BLANCPAIN GT SERIES
MONZA 2019

Autodromo Nazionale di Monza, Length: 5793m
Air temperature: 10.4°C
Track temperature: 10.38°C
Weather condition: Wet

Sunday, April 14, 2019 15:00:00

Lap	Time	SE1	SP1	SE2	SP2	SE3	SP3	TSP	Lap	Time	SE1	SP1	SE2	SP2	SE3	SP3	TSP
24	3:41.381	2:17.544	245	41.661	250	42.176		201	63	2:02.059	37.855	246	41.918	252	42.286		245
25	2:01.658	37.906	244	41.708	251	42.044		227	64	2:01.407	37.536	245	41.728	253	42.143		252
26	2:03.581	38.036	246	42.332	254	43.213		233	65	2:01.774	37.699	247	41.952	253	42.123		248
27	2:02.078	37.753	244	41.883	254	42.442		229	66	2:01.574	37.673	244	41.795	254	42.106		248
28	2:03.778	38.107	246	42.800	252	42.871		217	67	2:01.479	37.759	245	41.706	252	42.014		**260**
29	2:01.234	38.062	243	41.406	252	41.766		234	68	2:01.978	37.574	246	41.690	255	42.714		255
30	2:00.906	37.844	247	41.457	253	41.605		227	69	2:01.783	**37.385**	**246**	41.978	252	42.420		251
31	2:01.659	37.554	247	42.254	251	41.851		255	70	2:01.723	37.525	247	41.845	254	42.353		255
32	2:00.567	37.473	244	41.376	251	41.718		234	71	2:02.260	37.431	246	42.099	252	42.730		255
33	2:01.541	37.979	244	41.884	252	41.678		225	72	2:02.884	37.985	244	42.145	252	42.754		240
34	2:04.482	39.541	247	42.580	254	42.361		219	73	2:02.864	37.939	243	42.110	252	42.815		244
35	2:02.373	37.866	245	42.375	255	42.132		235	74	2:02.198	37.743	242	41.811	252	42.644		253
36	2:00.795	37.549	246	41.561	254	41.685		255	75	2:02.217	37.982	242	41.728	252	42.507		237
37	**2:00.449**	37.586	247	41.222	255	41.641		245	76	2:03.125	37.826	242	42.648	236	42.651		251
38	2:01.142	37.815	246	**40.926**	250	42.401		248	77	2:01.177	37.742	246	41.034	254	42.401		238
39	2:01.141	37.975	246	41.672	255	41.494		229									