

Blancpain GT Series Endurance Cup

Sector List Qualifying 3

Provisional



Autodromo Nazionale di Monza, Length: 5793m

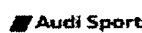
Air temperature: 7.45°C

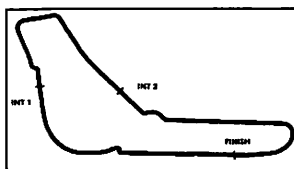
Track temperature: 7.81°C

Weather condition: Wet

Sunday, April 14, 2019 11:02:00

Lap	Time	SE1	SP1	SE2	SP2	SE3	SP3	TSP	Lap	Time	SE1	SP1	SE2	SP2	SE3	SP3	TSP
2 Vanthoor, BEL / Perez Companc, ARG / Riberas, ESP									theoretical besttime: 2:02.191								
1	4:11.428	2:37.207	198	44.661	200	49.560			4	2:02.379	38.194	245	41.817	252	42.368		
2	2:03.383	38.537	244	42.041	252	42.805			5	2:56.640	38.054	245	42.442	169	1:36.144	48	
3	2:03.132	38.006	246	42.483	254	42.643											
4 Buurman, NLD / Stolz, DEU / Engel, DEU									theoretical besttime: 2:04.055								
1	2:35.435	57.708	240	43.788	239	53.939			4	2:04.234	38.579	243	42.370	249	43.285		
2	2:07.775	40.805	241	42.835	247	44.135			5	2:06.368	38.618	244	43.411	249	44.339		
3	2:05.333	39.036	243	43.012	248	43.285			6	3:31.198	38.400	244	1:17.164	80	1:35.634	49	
5 Schramm, DEU / Hutchison, GBR / Pareras, ESP									theoretical besttime: 2:06.101								
1	3:23.671	1:44.860	204	45.847	250	52.964			4	2:12.561	41.103	237	42.976	252	48.482		
2	2:09.242	40.977	239	43.623	254	44.642			5	2:27.042	38.737	247	44.079	230	1:04.226	48	
3	2:06.279	38.699	245	42.760	253	44.820											
6 Haupt, DEU / Assenheimer, DEU / Piana, ITA									theoretical besttime: 2:05.157								
1	2:37.784	1:06.606	230	44.920	245	46.258			4	2:06.175	39.069	242	43.135	248	43.971		
2	2:09.478	40.279	242	44.462	247	44.737			5	2:05.157	38.524	243	42.803	248	43.830		
3	2:09.600	39.337	241	44.928	222	45.335			6	3:41.931	43.903	79	1:22.219	80	1:35.809	49	
9 Steveny, BEL / Rostan, FRA / Ojeh, CHE									theoretical besttime: 2:20.785								
1	3:28.476	1:42.822	189	53.198	213	52.456	132		3	4:00.040	2:21.163	210	49.432	228	49.445	139	
2	3:40.224	44.261	221	47.079	243	2:08.884	31	173	4	3:47.893	45.202	89	1:22.591	80	1:40.100	50	194
10 Breukers, NLD / Weerts, BEL / Sanchez, MEX									theoretical besttime: 2:04.533								
1	4:15.065	2:44.556	237	45.170	250	45.339			3	2:05.125	39.089	244	42.553	252	43.483		
2	2:08.393	39.145	246	43.330	251	45.918			4		38.497	245					
12 Monti, FRA / Stoneman, GBR / Gattuso, ITA									theoretical besttime: 2:04.713								
1	3:26.440	1:54.758	234	44.393	235	47.289			4	2:15.311	38.933	243	52.423	248	43.955		
2	2:07.123	39.674	242	42.855	250	44.594			5	2:16.773	38.860	243	42.174	252	55.739	49	
3	2:05.202	38.737	243	42.663	250	43.802											
15 Gosselin, FRA / Feligioni, FRA / Kuppens, BEL									theoretical besttime: 2:13.656								
1	7:40.569	6:01.276	169	50.032	202	49.261			3	2:45.463	40.776	235	45.475	234	1:19.212	59	
2	2:15.577	42.251	221	45.921	224	47.405											
19 Santamato, FRA / Tweraser, AUT / Mauron, CHE									theoretical besttime: 2:09.916								
1	3:08.261	1:33.045	233	46.421	216	48.795			4	2:09.916	39.874	187	45.780	255	44.262		
2	2:15.103	41.556	242	47.133	232	46.414			5	2:06.298	39.475	244	43.479	255	43.644		
3	2:11.104	39.913	218	45.810	244	45.381			5	4:27.609	1:28.082	72	1:22.773	80	1:36.754	49	
22 McMurry, USA / Frommenwiler, CHE / Moore, GBR									theoretical besttime: 2:03.827								
1	2:54.999	1:24.243	231	45.593	221	45.163			4	2:04.862	39.079	247	42.559	255	43.224		
2	2:12.075	40.841	240	44.257	231	46.977			5	2:03.827	38.539	250	42.405	257	42.883		
3	2:05.717	39.603	246	42.912	255	43.202			6	4:08.817	1:04.244	78	1:24.144	78	1:40.429	43	
23 Barthez, FRA / Delhez, BEL									theoretical besttime: 2:18.184								
1	3:19.618	1:38.823	176	49.813	214	50.982			4	2:19.616	44.762	212	46.510	222	48.344		
2	2:24.646	46.517	188	48.779	204	49.350			5	2:58.955	43.679	218	46.406	212	1:28.870	41	
3	2:21.634	45.281	196	48.254	220	48.099											





Blancpain GT Series Endurance Cup

Sector List Qualifying 3

Provisional

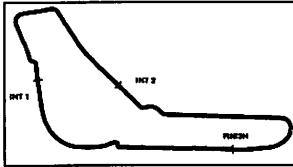


Autodromo Nazionale di Monza, Length: 5793m
Air temperature: 7.45°C
Track temperature: 7.81°C
Weather condition: Wet

Sunday, April 14, 2019 11:02:00

Lap	Time	SE1	SP1	SE2	SP2	SE3	SP3	TSP	Lap	Time	SE1	SP1	SE2	SP2	SE3	SP3	TSP
25 Gachet, FRA / Palette, FRA / Haase, DEU									theoretical besttime: 2:03.978								
1	4:06.820	2:26.434	239	46.566	251	53.820			4	2:04.119	38.480	246	42.211	254	43.428		
2	2:05.299	38.860	246	42.853	252	43.586			5	2:56.869	38.339	246	43.213	158	1:35.317	44	
3	2:07.624	39.338	246	42.331	249	45.955											
26 Michal, FRA / Paque, BEL / Winkelhock, DEU									theoretical besttime: 2:04.572								
1	3:15.594	1:38.529	216	45.308	210	51.757			4	2:06.456	39.111	245	42.398	248	44.947		
2	2:06.571	39.087	245	43.230	244	44.254			5	2:22.200	39.550	219	46.282	184	56.368	49	
3	2:04.877	39.339	245	42.451	253	43.087											
33 Parrow, AUT / Hook, DEU / Lauck, DEU									theoretical besttime: 2:06.346								
1	2:54.684	1:19.983	212	47.886	236	46.815			4	2:51.078	1:23.365	243	43.099	253	44.614		
2	2:10.556	40.811	247	44.374	254	45.371			5	2:41.994	38.853	247	43.135	254	1:20.006	49	
3	2:06.967	39.111	247	43.462	254	44.394											
43 Williamson, GBR / Gore, USA / Hawkworth, GBR									theoretical besttime: 2:05.430								
1	3:10.290	1:34.271	213	46.583	207	49.436			4	2:05.761	38.987	240	43.645	245	43.129		
2	2:10.295	40.712	240	44.382	246	45.201			5	2:09.645	40.575	237	44.905	207	44.165		
3	2:07.392	40.419	238	43.314	247	43.659			6	4:27.064	1:27.220	80	1:22.965	80	1:36.879	49	
54 Bachler, AUT / Rizzoli, ITA / Ashkanani, KUW									theoretical besttime: 2:06.240								
1	2:57.626	1:22.237	227	47.142	230	48.247			4	2:10.455	41.393	240	43.960	248	45.102		
2	2:11.064	39.972	242	44.817	249	46.275			5	2:06.240	39.134	242	43.363	248	43.743		
3	2:09.222	39.986	235	44.529	248	44.707			6	4:05.289	1:06.019	79	1:23.012	80	1:36.258	48	
55 Schothorst, NLD / Schothorst, NLD / Drudi, ITA									theoretical besttime: 2:04.399								
1	3:10.108	1:34.963	184	47.091	204	48.054			4	2:06.977	39.884	247	42.445	256	44.648		
2	2:09.404	40.052	249	44.921	249	44.431			5	2:08.649	38.341	250	43.536	213	46.772		
3	2:05.352	38.821	248	42.918	253	43.613			6	4:28.594	1:28.050	79	1:23.603	79	1:36.941	48	
59 Ledogar, FRA / Watson, GBR / Adam, GBR									theoretical besttime: 2:03.966								
1	2:26.575	51.764	224	46.049	248	48.762			4	2:05.186	38.849	245	42.672	254	43.665		
2	2:07.127	39.462	242	43.329	251	44.336			5	2:04.643	38.749	244	42.884	252	43.010		
3	2:05.954	38.660	244	43.087	252	44.207			6	3:23.415	38.284	246	1:05.308	80	1:39.823	44	
62 Vaxiviere, FRA / Parry, GBR / Martin, BEL									theoretical besttime: 2:03.051								
1	3:07.180	1:33.989	214	45.956	221	47.235			4	2:07.051	41.624	243	42.339	252	43.088		
2	2:07.941	40.357	243	43.650	251	43.934			5	2:03.051	38.191	245	42.004	253	42.856		
3	2:05.473	39.150	245	42.601	252	43.722			6	4:02.804	1:04.156	80	1:21.855	80	1:36.793	44	
63 Bortolotti, ITA / Engelhart, DEU / Ineichen, CHE									theoretical besttime: 2:03.944								
1	2:50.920	1:17.864	231	45.483	251	47.573			4	2:05.910	38.309	247	43.090	246	44.511		
2	2:09.248	39.810	224	44.131	254	45.307			5	2:03.944	37.908	248	42.830	258	43.206		
3	2:05.874	38.397	245	43.299	256	44.178			6	4:02.927	1:01.916	80	1:23.234	81	1:37.777	48	
66 Schmid, AUT / Foster, AUS / van der Linde, ZAF									theoretical besttime: 2:04.836								
1	2:41.180	1:10.042	227	45.934	245	45.204			4	2:05.008	38.327	247	43.093	254	43.588		
2	2:07.011	39.308	244	43.390	253	44.313			5	2:14.775	38.749	246	43.449	249	52.577	49	
3	2:05.538	38.778	247	43.344	252	43.416											
72 Molina, ESP / Aleshin, RUS / Rigon, ITA									theoretical besttime: 2:05.143								
1	3:46.683	2:15.297	219	45.780	245	45.606			4	2:05.556	39.646	246	42.409	253	43.501		
2	2:08.714	39.788	243	44.071	251	44.855			5	2:46.422	39.233	246	42.556	254	1:24.633	49	
3	2:08.407	39.607	241	43.329	236	45.471											





Blancpain GT Series Endurance Cup

Sector List Qualifying 3

Provisional



Autodromo Nazionale di Monza, Length: 5793m

Air temperature: 7.45°C

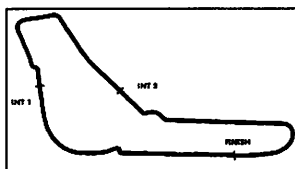
Track temperature: 7.81°C

Weather condition: Wet

Sunday, April 14, 2019 11:02:00

Lap	Time	SE1	SP1	SE2	SP2	SE3	SP3	TSP	Lap	Time	SE1	SP1	SE2	SP2	SE3	SP3	TSP
74 Vos, NLD / Onslow-Cole, GBR									theoretical besttime: 2:04.986								
1	2:45.436	1:11.073	221	45.208	243	49.155			4	2:05.483	38.916	241	42.805	248	43.762		
2	2:07.192	40.004	240	43.314	248	43.874			5	2:07.297	40.132	234	42.948	248	44.217		
3	2:05.144	39.070	241	42.809	248	43.265			6	3:42.894	42.806	91	1:22.187	81	1:37.901	49	
76 Kirchhöfer, DEU / Dennis, GBR / Thiim, DNK									theoretical besttime: 2:05.635								
1	3:18.044	1:36.470	194	48.094	221	53.480			4	2:13.187	39.073	244	43.873	252	50.241		
2	2:07.383	39.787	242	43.574	251	44.022			5	2:16.575	38.612	244	43.001	254	54.962	50	
3	2:12.446	41.378	228	44.037	252	47.031											
77 Amstutz, CHE / Machitski, RUS / Ramos, PRT									theoretical besttime: 2:05.533								
1	2:36.717	1:02.990	228	45.006	246	48.721			4	2:05.795	39.249	242	42.891	251	43.655		
2	2:09.684	40.778	239	43.973	249	44.933			5	2:14.378	42.461	229	48.174	252	43.743		
3	2:06.065	39.113	243	42.765	249	44.187			6	3:58.298	55.700	80	1:23.520	80	1:39.078	45	
78 Pull, GBR / Witt, GBR / Mitchell, GBR									theoretical besttime: 2:04.198								
1	2:12.863	44.206	235	43.852	245	44.805			4	2:11.319	39.318	240	42.554	252	49.447		
2	2:05.635	39.236	242	42.758	250	43.641			5	2:04.244	38.312	243	42.245	253	43.687		
3	2:05.306	38.602	243	42.330	252	44.374			6	2:47.453	38.392	235	43.830	242	1:25.231	41	
88 Marciello, ITA / Meadows, GBR / Abril, MCO									theoretical besttime: 2:04.620								
1	3:39.748	2:10.024	231	44.772	247	44.952			4	2:05.615	39.834	242	42.524	249	43.257		
2	2:13.391	41.545	241	43.085	248	48.761			5	2:42.068	38.839	242	42.618	236	1:20.611	49	
3	2:07.998	40.340	240	43.333	248	44.325											
90 Bastian, DEU / Boguslavskiy, RUS / Fraga, BRA									theoretical besttime: 2:03.953								
1	2:20.798	47.975	230	46.246	237	46.577			4	2:04.643	39.261	241	42.414	247	42.968		
2	2:08.640	40.021	240	44.404	246	44.215			5	2:05.935	39.264	242	42.674	248	43.997		
3	2:06.930	39.835	241	43.597	245	43.498			6	3:24.495	38.571	243	1:06.882	78	1:39.042	45	
93 Buncombe, GBR / Hui, HKG / Froggatt, GBR									theoretical besttime: 2:14.151								
1	3:30.285	1:48.577	197	50.274	223	51.434			4	2:20.221	46.303	213	46.521	243	47.397		
2	2:30.795	43.611	216	47.674	238	59.510			5	3:27.571	40.912	238	1:08.418	79	1:38.241	48	
3	2:20.974	46.225	225	45.842	241	48.907											
97 Yoluc, GBR / Al Harthy, OMN / Eastwood, IRL									theoretical besttime: 2:04.452								
1	2:53.835	1:19.159	210	47.277	211	47.399			4	2:04.800	38.617	246	43.341	252	42.842		
2	2:10.122	40.672	238	44.654	238	44.796			5	2:04.703	38.868	245	43.020	253	42.815		
3	2:06.512	39.732	245	43.437	252	43.343			6	4:05.348	1:03.865	76	1:24.512	76	1:36.971	48	
98 Müller, DEU / Dumas, FRA / Jaminet, FRA									theoretical besttime: 2:03.752								
1	3:03.468	1:29.805	236	44.765	230	48.898			4	2:08.095	39.446	242	43.687	249	44.962		
2	2:08.192	40.282	241	43.267	247	44.643			5	2:03.752	38.600	242	42.207	248	42.945		
3	2:06.205	39.180	242	43.346	249	43.679			6	4:01.587	1:02.483	79	1:22.621	80	1:36.483	45	
99 Olsen, NOR / Werner, DEU / Campbell, AUS									theoretical besttime: 2:04.792								
1	2:39.352	1:07.303	233	45.756	245	46.293			4	2:05.095	39.101	242	42.620	249	43.374		
2	2:08.652	39.869	242	43.950	249	44.833			5	2:06.222	39.434	242	42.317	250	44.471		
3	2:06.342	39.739	243	43.092	248	43.511	203		6	3:43.383	45.198	79	1:22.688	80	1:35.497	49	
107 Pepper, ZAF / Gounon, FRA / Kane, GBR									theoretical besttime: 2:09.845								
1	3:01.409	1:27.501	229	45.786	232	48.122			4	2:15.337	43.309	217	45.983	237	46.045		
2	2:10.188	40.846	231	44.230	238	45.112			5	2:08.069	40.276	230	43.338	230	44.456		
3	2:12.781	41.088	232	43.887	237	47.806			6	4:24.218	1:26.558	80	1:22.136	81	1:35.524	49	





Blancpain GT Series Endurance Cup

Sector List Qualifying 3

Provisional



Autodromo Nazionale di Monza, Length: 5793m

Air temperature: 7.45°C

Track temperature: 7.81°C

Weather condition: Wet

Sunday, April 14, 2019 11:02:00

Lap	Time	SE1	SP1	SE2	SP2	SE3	SP3	TSP	Lap	Time	SE1	SP1	SE2	SP2	SE3	SP3	TSP
108 Buncombe, GBR / Soucek, ESP / Soulet, BEL									theoretical besttime: 2:04.518								
1	2:52.738	1:18.229	233	45.497	227	49.012			4	2:03.966	37.690	244	43.144	266	43.121		
2	2:07.628	39.494	248	43.742	255	44.392			4	2:04.518	38.654	249	43.135	254	42.729		
3	2:05.803	38.810	249	43.311	254	43.682			5	3:58.099	54.856	78	1:23.688	83	1:39.555	44	
188 West, GBR / Goodwin, GBR									theoretical besttime: 2:15.928								
1	2:30.098	51.000	208	48.839	208	50.259			4	2:18.524	43.641	203	47.566	203	47.317		
2	2:35.333	1:00.652	204	47.414	238	47.267			5	2:22.725	43.869	228	45.157	248	53.699	50	
3	2:17.566	43.504	213	46.636	229	47.426											
333 Salikhov, RUS / Bulatov, RUS / Perel, ZAF									theoretical besttime: 2:05.732								
1	2:22.344	50.917	230	45.391	251	46.036			4	2:07.476	39.459	243	43.206	253	44.811		
2	2:08.939	39.612	246	44.064	252	45.263			5	2:07.146	40.085	247	43.225	254	43.836		
3	2:06.878	38.812	247	43.468	253	44.598			6	3:22.263	38.690	248	1:03.677	80	1:39.896	49	
444 Scholze, DEU / Lewandowski, POL / Liebhauser, DEU									theoretical besttime: 2:09.456								
1	3:07.050	1:31.594	232	47.425	236	48.031			4	2:09.768	40.654	238	43.671	249	45.443		
2	2:13.492	41.813	238	45.653	247	46.026			5	2:39.624	45.662	235	44.773	251	1:09.189	41	201
3	2:11.416	41.158	217	45.127	248	45.131											
488 Ehret, DEU / Berry, AUS / Balbiani, ARG									theoretical besttime: 2:11.725								
1	3:54.560	2:20.029	227	47.079	248	47.452			4	2:11.725	40.354	242	45.361	249	46.010		
2	2:17.095	41.532	240	46.059	241	49.504			5	2:52.371	41.485	238	51.383	198	1:19.503	40	
3	2:12.802	40.939	241	45.491	247	46.372											
519 Keen, GBR / Venturini, ITA / Perera, FRA									theoretical besttime: 2:04.869								
1	3:51.456	2:18.637	233	44.604	248	48.215			4	2:04.869	38.796	244	42.790	252	43.283		
2	2:06.657	39.150	243	43.239	250	44.268		220	5	2:49.424	38.911	246	44.289	251	1:26.224	49	
3	2:11.202	39.198	246	43.068	254	48.936											
555 Menchaca, MEX / Proto, GBR / Beretta, ITA									theoretical besttime: 2:05.549								
1	3:41.425	2:08.723	239	45.464	245	47.238			4	2:05.549	38.809	242	42.835	252	43.905		
2	2:11.811	40.167	242	44.432	251	47.212			5	2:44.040	39.286	245	42.948	254	1:21.806	49	207
3	2:08.136	39.603	244	43.741	251	44.792											
563 Caldarelli, ITA / Lind, DNK / Mapelli, CHE									theoretical besttime: 2:02.751								
1	3:22.064	1:47.358	235	45.387	237	49.319			4	2:03.364	37.953	247	43.048	254	42.363		
2	2:05.671	39.842	245	42.817	253	43.012			5	2:02.697	38.433	224	42.164	264	42.403		
3	2:03.588	38.381	245	42.435	253	42.772			5	4:05.284	1:04.937	77	1:22.561	77	1:37.786	49	