




Blancpain GT Series Round 10 Endurance Cup

Blancpain GT Series Endurance Cup

Sunday, September 30, 2018 10:09

Qualifying 3
Barcelona



Final classification

Result List

Stewards / Race Management

Weather Start/Finish


Track Information


STEWARD	Greg Masters
STEWARD	Richard Norbury
STEWARD	Jordi Parro
RACE DIRECTOR	Alain Adam
CLERK OF THE COURSE	Xavier Bone
TECHNICAL DELEGATE	Alain Marquet
CHIEF TIMEKEEPER	Steffen Ruhl

AIR	22.8°C
TRACK	22.1°C
CONDITIONS	Dry
PRESSURE	1000 hPa
AIR	23.0°C
TRACK	21.9°C
CONDITIONS	Dry
PRESSURE	1000 hPa

GREEN FLAG	10:09:01
CHEQUERED FLAG	10:24:01
SAFETY CAR PHASE	0
FULL COURSE YELLOW PHASE	0
TRACK NAME	Barcelona
TRACK LENGTH	4655m
TURN COUNT	16

Nr. Drivers	Team	Lap	Best Time	Gap	Diff	Kph	Day Time
Cl. Car	Entrant						
1 88 Vautier/Juncadella/Marciello Mercedes-AMG GT3	Mercedes-AMG Team Akka ASP AKKA ASP	2	1:43.667			161.6	10:15:33
2 4 Buurman/Engel/Stolz Mercedes-AMG GT3	Mercedes-AMG Team BLACK FALCON BLACK FALCON	3	1:44.055	0.388	0.388	161.0	10:15:31
3 90 Szymkowiak/Manchester/Bastian Silver Mercedes-AMG GT3	AKKA ASP Team AKKA ASP	2	1:44.091	0.424	0.036	160.9	10:14:53
4 11 Broniszewski/Pier Guidi PAM Ferrari 488 GT3	Kessel Racing Kessel Racing	3	1:44.266	0.599	0.175	160.7	10:15:37
5 42 Buncombe/Leventis/Williamson PAM Mercedes-AMG GT3	Strakka Racing Strakka Racing	2	1:44.312	0.645	0.046	160.6	10:17:41
6 62 Baumann/Kirchhöfer/Martin Aston Martin V12 Vantage	R-Motorsport AF Racing AG / R-Motorsport	2	1:44.352	0.685	0.040	160.5	10:14:18
7 72 Rigon/Aleshin/Molina Ferrari 488 GT3	SMP Racing SMP Racing	2	1:44.374	0.707	0.022	160.5	10:15:29
8 76 Vaxiviere/Dennis/Thiim Aston Martin V12 Vantage	R-Motorsport AF Racing AG / R-Motorsport	2	1:44.463	0.796	0.089	160.4	10:14:39
9 1 Vanthoor/Mies/Ribera Audi R8 LMS	Belgian Audi Club Team WRT Belgian Audi Club Team WRT	2	1:44.558	0.891	0.095	160.2	10:13:07
10 35 Meadows/Komeev/Bulatov Mercedes-AMG GT3	SMP Racing by AKKA ASP AKKA ASP	2	1:44.583	0.916	0.025	160.2	10:14:21
11 49 Vos/Onslow-Cole PAM Mercedes-AMG GT3	Ram Racing Ram Racing	2	1:44.633	0.966	0.050	160.1	10:13:33
12 7 Pepper/Kane/Gounon Bentley Continental GT3	Bentley Team M-Sport Bentley Team M-Sport	3	1:44.642	0.975	0.009	160.1	10:15:59
13 63 Bortolotti/Caldarelli/Engelhart Lamborghini Huracan GT3	GRT Grasser Racing Team GRT Grasser Racing Team	2	1:44.686	1.019	0.044	160.0	10:15:39
14 43 Buhk/Parente/Götz Mercedes-AMG GT3	Mercedes-AMG Team Strakka Racing Strakka Racing	2	1:44.762	1.095	0.076	159.9	10:17:58
15 6 Al Faisal/Haupt/Piana Silver Mercedes-AMG GT3	BLACK FALCON BLACK FALCON	2	1:44.764	1.097	0.002	159.9	10:14:46
16 25 Gachet/Feller/Haase Audi R8 LMS	Sainteloc Racing Sainteloc Junior Team	4	1:44.802	1.135	0.038	159.9	10:18:11
17 27 Cipriani/Ramos/Crestani PAM Lamborghini Huracan GT3	Daiko Lazarus Racing Lazarus SRL	2	1:44.813	1.146	0.011	159.8	10:14:37
18 78 Beretta/Mitchell/Kodric Silver Lamborghini Huracan GT3	Barwell Motorsport Barwell Motorsport	4	1:44.835	1.168	0.022	159.8	10:18:34
19 99 Sims/Krohn/Eng BMW M6 GT3	Rowe Racing Rowe Racing	2	1:44.891	1.224	0.056	159.7	10:13:51
20 98 Catsburg/Klingmann/Blomqvist BMW M6 GT3	Rowe Racing Rowe Racing	2	1:44.891	1.224		159.7	10:14:30
21 23 Mardenborough/Parry/Buncombe Nissan GT-R Nismo GT3	GT SPORT MOTUL Team RJN RJN Motorsport	2	1:44.902	1.235	0.011	159.7	10:14:24
22 55 Fjordbach/Schramm/Schmid Audi R8 LMS	Attempto Racing Attempto Racing	3	1:44.967	1.300	0.065	159.6	10:14:57






Final classification

Result List

Nr.	Drivers	Team	Lap	Best Time	Gap	Diff	Kph	Day Time
Cl.	Car	Entrant						
23	777 Liebhauser/Scholze/Ludwig PAM Ferrari 488 GT3	HB Racing HB Racing	8	1:44.996	1.329	0.029	159.6	10:23:32
24	333 Mattschull/Salikhov/Keilwitz PAM Ferrari 488 GT3	Rinaldi Racing Rinaldi Racing	2	1:45.007	1.340	0.011	159.5	10:13:12
25	14 Klien/Seefried/Costa Lexus RC F GT3	Emil Frey Lexus Racing Emil Frey Racing	3	1:45.026	1.359	0.019	159.5	10:14:38
26	44 Fraga/Victoris/Rowland Mercedes-AMG GT3	Strakka Racing Strakka Racing	4	1:45.048	1.381	0.022	159.5	10:21:34
27	5 Lendoudis/AI Faisal/Aguas PAM Mercedes-AMG GT3	BLACK FALCON BLACK FALCON	6	1:45.073	1.406	0.025	159.4	10:20:30
28	911 Dumas/Werner/Makowiecki Porsche 911 GT3 R	Manthey-Racing Manthey-Racing	4	1:45.153	1.486	0.080	159.3	10:21:23
29	31 Pierce/Smith/Morris PAM Bentley Continental GT3	Team Parker Racing Team Parker Racing Ltd	2	1:45.186	1.519	0.033	159.3	10:13:28
30	12 Rizzoli/Monti/Frassinetti Silver Lamborghini Huracan GT3	Ombra Racing Ombra S.R.L.	2	1:45.208	1.541	0.022	159.2	10:14:51
31	8 Abril/Soucek/Soulet Bentley Continental GT3	Bentley Team M-Sport Bentley Team M-Sport	4	1:45.210	1.543	0.002	159.2	10:18:05
32	17 van der Linde/Leonard/Frijns Audi R8 LMS	Belgian Audi Club Team WRT Belgian Audi Club Team WRT	3	1:45.249	1.582	0.039	159.2	10:14:44
33	82 Perera/Keen/Ineichen Lamborghini Huracan GT3	GRT Grasser Racing Team GRT Grasser Racing Team	4	1:45.276	1.609	0.027	159.1	10:17:35
34	26 Stievenart/Rostan/Winkelhock PAM Audi R8 LMS	Sainteloc Racing Sainteloc Junior Team	2	1:45.319	1.652	0.043	159.1	10:13:15
35	51 Bontempelli/Cameron/Griffin PAM Ferrari 488 GT3	AF Corse Spirit Of Race SA	2	1:45.351	1.684	0.032	159.0	10:14:27
36	19 Gianmaria/Perez Companc/Mapelli Lamborghini Huracan GT3	GRT Grasser Racing Team GRT Grasser Racing Team	3	1:45.475	1.808	0.124	158.8	10:17:22
37	97 Mckay/AI Harthy/Eastwood Silver Aston Martin V12 Vantage	Oman Racing with TF Sport Oman Racing by TF	3	1:45.578	1.911	0.103	158.7	10:15:51
38	54 Fontana/Zaugg/Grenier Silver Emil Frey G3 Jaguar	Emil Frey Jaguar Racing Emil Frey Racing	5	1:45.652	1.985	0.074	158.6	10:20:09
39	58 Ledogar/Barnicoat/Watson McLaren 650 S GT3	Garage 59 Garage 59	3	1:45.781	2.114	0.129	158.4	10:16:31
40	53 Hommerson/Machiels/Bertolini PAM Ferrari 488 GT3	AF Corse Spirit Of Race SA	2	1:45.825	2.158	0.044	158.3	10:15:40
41	28 Santamato/Sowery Silver Lamborghini Huracan GT3	Daiko Lazarus Racing Lazarus SRL	2	1:45.886	2.219	0.061	158.2	10:13:03
42	188 West/Harris/Goodwin AM McLaren 650 S GT3	Garage 59 Garage 59	2	1:45.913	2.246	0.027	158.2	10:13:58
43	888 Parhofer/Antonio Fome/Stippler PAM Audi R8 LMS	Car Collection Motorsport Car Collection Motorsport	2	1:46.012	2.345	0.099	158.0	10:15:11
44	36 Walkenhorst/Oeverhaus/Vinke AM BMW M6 GT3	Walkenhorst Motorsport Walkenhorst Motorsport	2	1:46.115	2.448	0.103	157.9	10:13:39
45	87 Jamin/Ricci/Beaubelique PAM Mercedes-AMG GT3	AKKA ASP Team AKKA ASP	2	1:46.554	2.887	0.439	157.2	10:14:02
46	488 Yoon/Ehret/Penttinen AM Ferrari 488 GT3	Rinaldi Racing Rinaldi Racing	2	1:46.638	2.971	0.084	157.1	10:13:19
47	991 Häring/Brauner/Triller AM Porsche 911 GT3 R	Herberth Motorsport Precote Herberth Motorsport	3	1:46.665	2.998	0.027	157.1	10:15:14
48	22 Noble/Sanchez/Moore Silver Nissan GT-R Nismo GT3	GT SPORT MOTUL Team RJN RJN Motorsport	6	1:47.108	3.441	0.443	156.4	10:20:42
49	89 Barthez/Debard AM Mercedes-AMG GT3	AKKA ASP Team AKKA ASP	3	1:47.434	3.767	0.326	155.9	10:15:25



Final classification

Result List

Nr. Drivers	Team	Lap	Best Time	Gap	Diff	Kph	Day Time
Cl. Car	Entrant						
50	77 Abra/Amstutz/Machitski AM Lamborghini Huracan GT3	Barwell Motorsport Barwell Motorsport	4	1:47.633	3.966	0.199	155.6 10:21:54
Did not start							
24	Siljehaug/Marionec/Niederhauser Silver Lamborghini Gallardo R-EX	Reiter Young Stars Reiter Engineering					
66	Schothorst/Schothorst/van der Linde Audi R8 LMS	Attempto Racing Attempto Racing					
114	Palttala/Ortelli/Siedler Lexus RC F GT3	Emil Frey Lexus Racing Emil Frey Racing					

Classification limit: 120% Time: 2:04.400

Steward: Greg Masters

Steward: Richard Norbury

Steward: Jordi Parro