

Blancpain GT Series Endurance Cup

Sector List Qualifying 3

Provisional



Barcelona, Length: 4655m

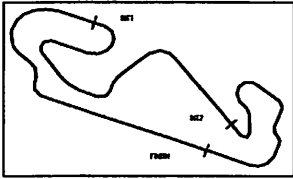
Air temperature: 22.96°C

Track temperature: 21.91°C

Weather condition: Dry

Sunday, September 30, 2018 10:09:00

Lap	Time	SE1	SP1	SE2	SP2	SE3	SP3	TSP	Lap	Time	SE1	SP1	SE2	SP2	SE3	SP3	TSP
1 Vanthoor, BEL / Mies, DEU / Riberas, ESP									theoretical besttime: 1:44.217								
1	2:21.618	47.952	169	45.149	174	48.517	214	182	4	1:44.598	29.879	214	39.943	223	34.776	212	266
2	1:44.558	30.088	218	40.055	216	34.415	213	264	5	1:44.643	29.938	214	40.310	218	34.395	214	266
3	2:03.391	37.105	106	51.143	207	35.143	213	232	6	2:05.798	31.984	183	48.489	122	45.325	49	265
4 Buurman, NLD / Engel, DEU / Stolz, DEU									theoretical besttime: 1:44.055								
1	3:01.482	1:39.630	181	42.728	200	39.124	213	187	4	1:48.800	30.207	216	40.160	197	38.433	213	262
2	1:45.165	30.050	214	40.184	213	34.931	214	261	5	1:50.073	30.165	211	40.224	218	39.684	213	262
3	1:44.055	29.937	217	39.779	219	34.339	214	262	6	1:55.489	30.037	216	40.109	206	45.343	43	262
5 Lendoudis, GRC / Al Faisal, SAU / Aguas, PRT									theoretical besttime: 1:44.793								
1	2:30.754	49.763	178	45.694	144	55.297	212	185	5	1:54.504	33.357	191	43.612	204	37.535	213	261
2	1:45.820	30.008	218	40.034	214	35.778	212	260	6	1:45.073	30.202	219	40.120	220	34.751	214	260
3	1:45.129	30.176	217	40.198	221	34.755	212	261	7	1:50.357	31.934	188	42.885	178	35.538	212	262
4	1:48.394	30.028	218	40.204	219	38.162	210	262	8	1:45.310	30.307	218	40.176	217	34.827	210	259
6 Al Faisal, SAU / Haupt, DEU / Piana, ITA									theoretical besttime: 1:44.741								
1	4:01.046	2:24.185	199	50.281	116	46.580	210	192	5	1:44.994	30.134	218	40.190	219	34.670	213	261
2	1:44.764	29.942	217	40.141	221	34.681	213	260	6	1:45.040	30.067	217	40.129	220	34.844	214	262
3	1:50.449	30.170	218	41.164	145	39.115	212	263	7	1:52.208	30.358	208	42.611	172	39.239	211	262
4	1:52.387	30.237	213	40.724	213	41.426	212	262	8	1:52.803	30.149	216	40.326	217	42.328	47	259
7 Pepper, ZAF / Kane, GBR / Gounon, FRA									theoretical besttime: 1:44.571								
1	3:28.678	2:02.496	177	44.894	178	41.288	212	174	4	1:57.145	32.487	162	46.450	163	38.208	223	263
2	1:44.952	30.144	216	40.304	210	34.504	212	260	5	1:45.198	30.101	217	40.387	215	34.710	219	258
3	1:44.642	30.015	216	40.052	214	34.575	217	260	6	1:54.724	30.177	215	41.482	185	43.065	48	261
8 Abril, MCO / Soucek, ESP / Soulet, BEL									theoretical besttime: 1:45.184								
1	3:48.452	2:14.404	181	45.134	144	48.914	208	148	5	1:45.636	30.114	215	40.581	219	34.941	212	262
2	1:45.595	30.278	215	40.230	226	35.087	212	259	6	1:45.517	30.242	219	40.347	213	34.928	212	263
3	1:45.540	30.081	218	40.205	220	35.254	213	262	7	2:09.385	32.988	158	46.423	178	49.974	49	264
4	1:45.210	30.104	218	40.208	221	34.898	213	263									
11 Broniszewski, CHE / Pier Guidi, ITA									theoretical besttime: 1:43.980								
1	3:07.518	1:47.753	173	42.612	184	37.153	216	163	4	1:50.699	30.329	205	42.853	217	37.517	217	265
2	1:44.665	29.785	217	39.844	221	35.036	210	266	5	1:46.363	29.940	213	40.238	216	36.185	212	266
3	1:44.266	29.856	215	40.059	215	34.351	216	266	6	2:00.253	30.141	197	41.476	194	48.636	47	264
12 Rizzoli, ITA / Monti, FRA / Frassinetti, ITA									theoretical besttime: 1:45.182								
1	4:05.711	2:44.036	199	40.713	205	40.962	212	189	4	1:45.699	30.083	216	40.615	219	35.001	207	266
2	1:45.208	30.109	217	40.286	212	34.813	213	264	5	1:54.150	32.481	154	46.187	169	35.482	212	264
3	1:54.257	30.258	206	44.313	173	39.686	213	264	6	1:57.649	30.143	218	40.657	219	46.849	48	264
14 Klien, AUT / Seefried, AUT / Costa, ESP									theoretical besttime: 1:44.752								
1	2:07.444	44.751	192	42.476	189	40.217	213	131	5	1:50.729	30.878	182	43.781	193	36.070	213	267
2	1:45.068	29.981	220	40.019	218	35.068	212	262	6	1:54.814	29.987	218	40.166	205	44.661	49	265
3	1:45.026	29.882	219	40.205	210	34.939	214	266	7								
4	1:45.301	29.794	222	40.216	217	35.291	215	267									
17 van der Linde, ZAF / Leonard, GBR / Frijns, NLD									theoretical besttime: 1:44.746								
1	2:11.409	46.003	188	44.359	198	41.047	213	178	4	1:45.633	30.072	216	40.404	215	35.157	210	266
2	1:46.612	29.954	217	40.025	217	36.633	211	264	5	1:45.315	30.182	218	40.307	215	34.826	212	267
3	1:45.249	30.115	218	40.367	219	34.767	212	268	6	1:55.033	30.312	210	41.537	184	43.184	49	267



Blancpain GT Series Endurance Cup

Sector List Qualifying 3

Provisional



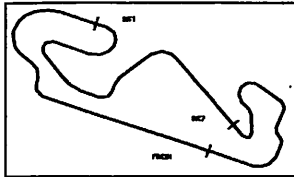
Barcelona, Length: 4655m
Air temperature: 22.96°C
Track temperature: 21.91°C
Weather condition: Dry

Sunday, September 30, 2018 10:09:00



Lap	Time	SE1	SP1	SE2	SP2	SE3	SP3	TSP	Lap	Time	SE1	SP1	SE2	SP2	SE3	SP3	TSP
19	Gianmaria, ITA / Perez Companc, ARG / Mapelli, CHE								theoretical besttime: 1:45.397								
1	4:49.632	3:29.852	200	40.801	198	38.979	213	188	3	1:45.475	30.170	212	40.474	208	34.831	213	262
2	1:46.058	30.313	216	40.423	203	35.322	212	263	4	2:00.765	30.143	215	40.561	201	50.061	49	265
22	Noble, GBR / Sanchez, MEX / Moore, GBR								theoretical besttime: 1:46.868								
1	2:37.370	57.921	175	46.234	158	53.215	213	165	5	1:50.878	31.675	217	41.472	222	37.731	215	255
2	1:48.571	31.122	205	41.117	212	36.332	216	266	6	1:47.108	30.439	219	40.830	222	36.839	215	267
3	1:50.076	30.393	218	40.636	226	39.047	215	269	7	2:08.538	31.630	193	46.807	168	50.101	48	267
4	1:47.358	30.458	217	40.775	223	36.125	177	269									
23	Mardenborough, JPN / Parry, GBR / Buncombe, GBR								theoretical besttime: 1:44.890								
1	3:38.943	2:07.696	180	44.068	139	47.179	214	190	4	1:45.648	30.151	216	40.495	219	35.002	215	264
2	1:44.902	29.790	221	40.507	224	34.605	215	262	5	2:04.741	34.203	177	46.187	170	44.351	43	256
3	1:58.482	30.020	220	44.215	136	44.247	213	262									
25	Gachet, FRA / Feller, CHE / Haase, DEU								theoretical besttime: 1:44.519								
1	3:55.688	2:23.133	165	46.405	165	46.150	207	186	4	1:44.802	29.938	217	40.269	215	34.595	211	264
2	1:44.804	30.223	214	40.203	214	34.378	212	261	5	1:51.389	30.133	219	42.361	189	38.895	211	265
3	1:44.931	29.953	208	40.294	221	34.684	211	264	6	1:54.220	30.239	218	40.301	219	43.680	49	264
26	Stievenart, FRA / Rostan, FRA / Winkelhock, DEU								theoretical besttime: 1:45.295								
1	2:29.139	54.215	152	47.552	146	47.372	213	181	4	1:45.597	30.187	217	40.459	211	34.951	213	264
2	1:45.319	30.211	217	40.321	206	34.787	213	265	5	1:58.076	31.619	189	43.079	171	43.378	47	267
3	1:50.331	30.215	217	44.039	152	36.077	213	266									
27	Cipriani, ITA / Ramos, PRT / Crestani, ITA								theoretical besttime: 1:44.813								
1	3:51.853	2:17.122	183	43.250	157	51.481	213	185	3	1:51.632	30.001	219	44.834	146	36.797	215	267
2	1:44.813	29.867	219	40.251	213	34.695	214	267	4	2:02.711	30.106	219	45.066	179	47.539	44	266
28	Santamato, FRA / Sowery, GBR								theoretical besttime: 1:45.886								
1	2:16.436	47.211	196	44.552	169	44.673	211	178	5	1:46.459	30.264	211	40.816	216	35.379	211	266
2	1:45.886	30.192	211	40.671	215	35.023	213	262	6	1:50.401	30.272	216	42.009	220	38.120	210	264
3	1:46.099	30.333	212	40.686	215	35.080	211	265	7	1:46.318	30.310	216	40.946	219	35.062	211	264
4	1:53.091	30.959	201	41.147	203	40.985	212	266	8	1:56.973	32.611	160	42.852	156	41.510	49	213
31	Pierce, GBR / Smith, GBR / Morris, GBR								theoretical besttime: 1:45.186								
1	2:42.690	1:04.551	156	49.485	177	48.654	213	190	4	1:51.915	30.271	220	43.598	173	38.046	195	266
2	1:45.186	29.951	221	40.508	210	34.727	212	265	5	2:02.598	33.244	173	43.798	177	45.556	48	250
3	1:48.720	30.092	222	41.051	170	37.577	213	266									
35	Meadows, GBR / Komeev, RUS / Bulatov, RUS								theoretical besttime: 1:44.367								
1	3:35.401	2:06.774	168	44.763	168	43.864	214	186	4	1:49.043	30.112	217	40.394	199	38.537	213	258
2	1:44.583	30.070	217	40.061	216	34.452	212	259	5	1:45.914	30.254	212	40.450	217	35.210	213	260
3	1:47.796	29.854	221	40.226	216	37.716	214	261	6	1:51.438	30.247	214	40.440	215	40.751	48	260
36	Walkenhorst, DEU / Oeverhaus, DEU / Vinke, GBR								theoretical besttime: 1:46.115								
1	2:52.709	1:32.973	189	40.721	208	39.015	216	189	4	1:52.250	30.142	214	41.764	174	40.344	215	266
2	1:46.115	30.034	211	40.661	223	35.420	216	264	5	2:05.826	30.088	212	43.361	164	52.377	49	266
3	1:46.417	30.184	215	40.757	222	35.476	216	266									
42	Buncombe, GBR / Leventis, GBR / Williamson, GBR								theoretical besttime: 1:44.312								
1	6:55.762	5:26.317	188	53.243	185	36.202	212	103	4	1:44.628	30.101	213	39.990	210	34.537	212	260
2	1:44.312	30.054	212	39.900	214	34.358	212	257	5	1:59.021	30.061	212	40.272	210	48.688	49	259
3	1:44.674	30.117	214	40.088	211	34.469	212	261									





Blancpain GT Series Endurance Cup

Sector List Qualifying 3

Provisional



Barcelona, Length: 4655m
Air temperature: 22.96°C
Track temperature: 21.91°C
Weather condition: Dry

Sunday, September 30, 2018 10:09:00

Lap	Time	SE1	SP1	SE2	SP2	SE3	SP3	TSP	Lap	Time	SE1	SP1	SE2	SP2	SE3	SP3	TSP
43 Buhk, DEU / Parente, PRT / Götz, DEU									theoretical besttime: 1:44.604								
1	7:12.992	5:52.073	176	42.488	158	38.431	214	159	4	1:46.284	30.432	210	40.701	197	35.151	213	262
2	1:44.762	30.191	214	40.065	206	34.506	214	259	5	1:53.309	30.082	213	40.717	185	42.510	43	260
3	1:47.201	30.033	211	42.085	176	35.083	215	262									

44 Fraga, BRA / Vitoris, DEU / Rowland, GBR									theoretical besttime: 1:44.956								
1	7:14.799	5:56.376	192	40.820	179	37.603	210	190	4	1:45.048	30.030	211	40.334	212	34.684	213	262
2	1:47.989	30.211	211	41.367	179	36.411	212	260	5	1:49.661	31.318	198	41.702	181	36.641	213	258
3	1:45.228	30.101	212	40.242	210	34.885	214	259	6	1:45.367	30.207	208	40.337	212	34.823	212	258

49 Vos, NLD / Onslow-Cole, GBR									theoretical besttime: 1:44.497								
1	2:47.396	1:04.034	163	58.364	132	44.998	212	189	5	1:47.772	30.293	220	40.426	211	37.053	212	258
2	1:44.633	30.206	216	40.100	222	34.327	213	255	6	1:45.028	30.166	218	40.129	219	34.733	211	258
3	1:47.293	30.148	218	40.022	214	37.123	213	259	7	1:54.244	30.708	208	40.546	206	42.990	46	260
4	1:50.947	31.415	158	43.610	175	35.922	213	258									

51 Bontempelli, ITA / Cameron, GBR / Griffin, IRL									theoretical besttime: 1:45.157								
1	3:41.495	2:09.400	173	44.666	197	47.429	214	187	5	1:45.922	30.301	218	40.658	213	34.963	213	262
2	1:45.351	30.338	215	40.414	219	34.599	213	262	6	1:46.416	30.272	221	40.880	208	35.264	210	262
3	1:47.322	30.361	218	40.745	183	36.216	210	262	7	1:53.380	32.164	117	44.405	183	36.811	214	262
4	1:45.933	30.144	221	40.667	224	35.122	213	262	8	1:55.317	30.223	220	40.755	221	44.339	49	262

53 Hommerson, NLD / Machiels, BEL / Bertolini, ITA									theoretical besttime: 1:45.734								
1	4:53.964	3:27.714	170	45.202	178	41.048	210	145	4	1:49.601	30.469	214	40.695	225	38.437	212	260
2	1:45.825	30.500	213	40.411	215	34.914	210	260	5	1:45.931	30.439	213	40.608	215	34.884	210	258
3	1:49.170	30.482	213	41.952	159	36.736	211	260	6	2:05.995	31.736	183	44.203	169	50.056	41	258

54 Fontana, CHE / Zaugg, CHE / Grenier, CDN									theoretical besttime: 1:45.648								
1	3:57.039	2:21.971	170	45.480	108	49.588	199	163	5	1:45.652	30.229	208	40.518	213	34.905	219	265
2	1:50.389	32.820	204	41.914	178	35.655	219	229	6	1:46.172	30.410	210	40.828	208	34.934	214	264
3	1:46.092	30.225	210	40.576	201	35.291	213	266	7	1:58.651	31.795	185	44.793	83	42.063	218	214
4	1:49.522	30.234	209	40.867	214	38.421	217	267	8	1:56.105	30.847	193	42.616	166	42.642	47	264

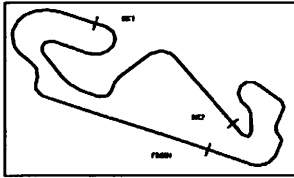
55 Fjordbach, DNK / Schramm, DEU / Schmid, AUT									theoretical besttime: 1:44.964								
1	2:23.662	49.230	181	44.377	183	50.055	212	182	4	1:48.370	30.172	216	40.367	213	37.831	211	263
2	1:47.677	31.439	208	40.378	213	35.860	212	263	5	1:45.414	30.130	217	40.338	224	34.946	211	264
3	1:44.967	30.133	211	40.318	219	34.516	212	263	6	1:54.854	30.435	182	43.112	198	41.307	45	264

58 Ledogar, FRA / Barnicoat, GBR / Watson, GBR									theoretical besttime: 1:45.642								
1	3:57.078	2:36.857	202	42.542	201	37.679	211	190	5	1:46.082	30.398	215	40.449	221	35.235	212	263
2	1:47.648	30.414	215	41.635	211	35.599	213	261	6	1:51.078	30.378	217	44.179	183	36.521	212	264
3	1:45.781	30.275	215	40.588	219	34.918	211	264	7	1:55.615	30.424	210	41.490	186	43.701	48	262
4	1:50.331	30.912	192	41.143	218	38.276	211	266									

62 Baumann, AUT / Kirchhöfer, DEU / Martin, BEL									theoretical besttime: 1:44.352								
1	3:32.863	2:04.048	164	46.428	177	42.387	216	185	3	1:59.596	30.075	205	44.798	157	44.723	49	266
2	1:44.352	29.844	212	40.043	205	34.465	214	264									

63 Bortolotti, ITA / Caldarelli, ITA / Engelhart, DEU									theoretical besttime: 1:44.686								
1	4:53.338	3:30.224	176	41.278	189	41.836	213	186	3	1:48.015	30.119	213	40.376	203	37.520	212	267
2	1:44.686	29.990	216	40.052	216	34.644	211	262	4	1:54.728	30.118	208	40.174	211	44.436	49	266





Blancpain GT Series Endurance Cup

Sector List Qualifying 3

Provisional



Barcelona, Length: 4655m
Air temperature: 22.96°C
Track temperature: 21.91°C
Weather condition: Dry

Sunday, September 30, 2018 10:09:00

Lap	Time	SE1	SP1	SE2	SP2	SE3	SP3	TSP	Lap	Time	SE1	SP1	SE2	SP2	SE3	SP3	TSP
72 Rigon, ITA / Aleshin, RUS / Molina, ESP									theoretical besttime: 1:44.374								
1	4:44.146	3:27.065	178	41.480	192	35.601	212	146	4	1:52.735	30.112	210	41.563	178	41.060	213	262
2	1:44.374	29.908	217	40.006	214	34.460	213	260	5	1:51.735	30.110	217	40.220	217	41.405	48	260
3	1:47.159	29.943	216	40.177	216	37.039	214	262									

76 Vaxiviere, FRA / Dennis, GBR / Thiim, DNK									theoretical besttime: 1:44.463								
1	3:53.689	2:20.836	171	44.747	127	48.106	216	176	3	2:04.618	31.708	178	46.427	110	46.483	48	270
2	1:44.463	29.872	217	40.091	214	34.500	216	267									

77 Abra, GBR / Amstutz, CHE / Machitski, RUS									theoretical besttime: 1:47.516								
1	7:30.133	6:10.276	176	42.265	211	37.592	208	189	4	1:47.633	30.562	214	41.205	208	35.866	210	263
2	1:47.956	30.542	217	41.256	211	36.158	207	262	5	1:56.831	30.606	210	41.278	193	44.947	48	262
3	1:48.056	30.878	216	41.409	208	35.769	210	261									

78 Beretta, ITA / Mitchell, GBR / Kodric, HRV									theoretical besttime: 1:44.750								
1	4:03.792	2:31.430	144	45.719	182	46.643	211	178	4	1:44.835	29.942	218	40.230	218	34.663	213	264
2	1:44.992	29.976	215	40.145	225	34.871	211	265	5	1:53.440	30.015	211	41.105	194	42.320	43	266
3	1:59.495	32.468	153	46.068	149	40.959	212	226									

82 Perera, FRA / Keen, GBR / Ineichen, CHE									theoretical besttime: 1:45.114								
1	3:18.504	1:58.689	203	42.178	213	37.637	209	163	4	1:45.276	30.091	215	40.523	218	34.662	213	263
2	1:45.433	30.286	216	40.647	219	34.500	213	262	5	1:45.729	30.120	218	40.700	216	34.909	218	262
3	1:45.397	30.113	221	40.524	219	34.760	211	263	6	1:58.426	30.312	210	42.097	211	46.017	49	263

87 Jamin, FRA / Ricci, BEL / Beaubelique, FRA									theoretical besttime: 1:46.554								
1	3:14.503	1:55.636	187	43.339	208	35.528	210	166	4	1:47.968	30.826	209	40.885	214	36.257	208	258
2	1:46.554	30.723	215	40.680	213	35.151	210	258	5	1:48.274	30.824	206	41.466	199	35.984	211	258
3	1:55.975	30.810	212	41.835	194	43.330	210	258	6	2:09.240	30.930	200	45.768	162	52.542	34	258

88 Vautier, FRA / Juncadella, ESP / Marciello, ITA									theoretical besttime: 1:43.659								
1	4:49.218	3:27.694	191	41.086	191	40.438	213	186	3	1:49.998	29.823	212	41.956	153	38.219	213	260
2	1:43.667	29.831	214	39.716	212	34.120	214	259	4	1:53.046	29.898	215	41.013	175	42.135	48	260

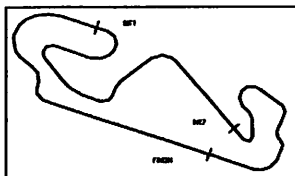
89 Barthez, FRA / Debard, FRA									theoretical besttime: 1:46.891								
1	2:49.337	1:22.677	193	41.927	190	44.733	210	186	4	1:47.490	30.389	207	41.086	216	36.015	210	258
2	1:47.635	30.814	208	41.133	210	35.688	207	258	5	1:59.439	31.001	201	45.046	176	43.392	210	261
3	1:47.434	30.892	205	41.126	210	35.416	210	258	6	2:01.519	30.661	204	41.682	208	49.176	45	259

90 Szymkowiak, NLD / Manchester, GBR / Bastian, DEU									theoretical besttime: 1:44.048								
1	4:07.977	2:48.275	194	40.890	198	38.812	214	172	3	1:46.994	29.899	218	40.207	211	36.888	213	261
2	1:44.091	29.942	213	39.861	215	34.298	214	260	4	1:56.190	29.934	217	40.284	219	45.972	48	262

97 Mckay, GBR / Al Harthy, OMN / Eastwood, IRL									theoretical besttime: 1:45.458								
1	3:19.152	1:59.504	178	42.232	194	37.416	216	161	4	1:45.771	30.239	213	40.675	207	34.857	215	269
2	1:45.605	30.295	209	40.529	206	34.781	214	267	5	1:56.491	30.361	186	44.020	121	42.110	48	268
3	1:45.678	30.270	216	40.438	219	34.870	214	269									

98 Catsburg, NLD / Klingmann, DEU / Blomqvist, GBR									theoretical besttime: 1:44.518								
1	3:44.865	2:14.139	178	44.054	168	46.672	213	129	4	1:45.112	30.021	214	40.309	219	34.782	215	265
2	1:44.891	30.127	211	40.219	214	34.545	215	264	5	1:49.040	30.259	203	42.134	185	36.647	215	267
3	1:51.398	29.887	208	40.086	221	41.425	210	265	6	1:55.814	30.211	199	41.235	185	44.368	49	265





Blancpain GT Series Endurance Cup

Sector List Qualifying 3

Provisional



Barcelona, Length: 4655m
Air temperature: 22.96°C
Track temperature: 21.91°C
Weather condition: Dry

Sunday, September 30, 2018 10:09:00



Lap	Time	SE1	SP1	SE2	SP2	SE3	SP3	TSP	Lap	Time	SE1	SP1	SE2	SP2	SE3	SP3	TSP
99 Sims, GBR / Krohn, FIN / Eng, AUT									theoretical besttime: 1:44.891								
1	3:05.100	1:46.252	191	41.749	194	37.099	216	171	3	1:53.870	30.244	211	43.434	157	40.192	216	270
2	1:44.891	29.811	215	40.020	211	35.060	216	266	4	1:53.936	29.862	216	41.280	185	42.794	49	266

188 West, GBR / Harris, GBR / Goodwin, GBR									theoretical besttime: 1:45.908								
1	3:11.132	1:48.516	177	42.583	183	40.033	213	188	4	1:51.728	30.354	211	41.443	178	39.931	210	262
2	1:45.913	30.359	213	40.483	219	35.071	210	262	5	1:59.632	30.537	213	44.011	183	45.084	48	262
3	1:50.401	30.364	218	40.830	199	39.207	212	262									

333 Mattschull, DEU / Salikhov, RUS / Keilwitz, DEU									theoretical besttime: 1:44.944								
1	2:26.758	50.317	193	43.942	158	52.499	214	189	5	3:34.820	2:17.909	197	40.706	219	36.205	212	192
2	1:45.007	29.982	211	40.239	213	34.786	214	264	6	1:45.020	30.039	214	40.258	217	34.723	214	264
3	1:48.401	30.111	207	42.815	208	35.475	212	266	7	1:56.211	30.320	212	40.568	213	45.323	48	264
4	1:53.369	30.086	212	40.347	222	42.936	48	265									

488 Yoon, HKG / Ehret, DEU / Penttinen, FIN									theoretical besttime: 1:46.392								
1	2:31.687	48.623	160	47.666	149	55.398	210	183	5	1:52.428	32.619	216	41.694	204	38.115	212	244
2	1:46.638	30.731	216	40.857	216	35.050	217	263	6	1:47.119	30.627	213	41.071	220	35.421	211	262
3	1:47.495	30.575	218	40.910	205	36.010	215	262	7	1:48.635	30.613	217	41.261	211	36.761	212	262
4	1:48.432	30.604	217	40.767	220	37.061	142	262	8	1:56.636	30.635	219	42.300	209	43.701	49	262

777 Liebhauser, DEU / Scholze, DEU / Ludwig, DEU									theoretical besttime: 1:44.280								
1	2:00.984	41.726	177	43.510	183	35.748	214	131	6	1:54.626	30.679	173	45.765	151	38.182	213	262
2	1:46.409	30.128	213	39.981	219	36.300	186	258	7	1:48.812	29.990	218	41.089	182	37.733	212	261
3	1:45.213	30.708	217	40.182	223	34.323	211	254	8	1:44.996	29.999	218	40.337	221	34.660	215	259
4	1:45.054	29.976	216	40.211	224	34.867	213	260	9	1:45.182	30.004	218	40.223	226	34.955	211	261
5	1:45.566	30.120	218	40.281	225	35.165	213	263									

888 Parhofer, DEU / Antonio Fome, ESP / Stippler, DEU									theoretical besttime: 1:45.997								
1	4:24.245	3:06.261	187	42.585	203	35.399	213	188	4	1:57.702	34.603	176	46.053	183	37.046	212	234
2	1:46.012	30.363	218	40.497	220	35.152	211	264	5	1:46.122	30.353	218	40.492	227	35.277	211	264
3	1:53.015	30.600	208	43.676	219	38.739	145	266	6	2:08.918	32.597	166	44.387	151	51.934	36	258

911 Dumas, FRA / Werner, DEU / Makowiecki, FRA									theoretical besttime: 1:45.044								
1	7:03.487	5:39.434	155	43.224	187	40.829	213	188	4	1:45.153	30.184	217	40.229	222	34.740	211	262
2	1:48.005	30.105	216	42.789	208	35.111	214	261	5	1:47.977	30.757	176	41.735	186	35.485	213	261
3	1:45.427	30.216	214	40.501	216	34.710	213	262	6	1:52.784	30.286	214	40.378	204	42.120	47	260

991 Häring, DEU / Brauner, DEU / Triller, DEU									theoretical besttime: 1:46.607								
1	2:39.536	1:00.190	175	46.592	153	52.754	211	186	5	1:47.887	30.795	216	41.160	205	35.932	210	258
2	1:47.365	30.521	214	41.038	202	35.806	210	261	6	1:47.484	30.686	217	41.096	202	35.702	210	261
3	1:46.665	30.559	218	40.816	216	35.290	210	263	7	1:48.288	30.650	217	41.702	198	35.936	212	262
4	1:48.012	30.501	217	40.956	213	36.555	200	261	8	1:56.453	30.563	217	41.279	197	44.611	48	262

