

Blancpain GT Series Endurance Cup

Sector List Qualifying 1

Provisional

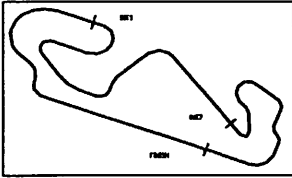


Barcelona, Length: 4655m
 Air temperature: 22.63°C
 Track temperature: 25.58°C
 Weather condition: Dry

Sunday, September 30, 2018 9:00:00

Lap	Time	SE1	SP1	SE2	SP2	SE3	SP3	TSP	Lap	Time	SE1	SP1	SE2	SP2	SE3	SP3	TSP
1 Vanthoor, BEL / Mies, DEU / Riberas, ESP									theoretical besttime: 1:44.068								
1	2:02.868	42.993	185	42.161	192	37.714	211	161	4	2:03.889	35.076	157	46.854	167	41.959	213	266
2	1:45.778	29.958	216	39.909	222	35.911	213	264	5	1:43.950	29.839	249	39.768	224	34.343	244	264
3	1:44.068	29.766	219	39.856	216	34.446	215	266	5	1:57.509	30.505	194	42.447	167	44.557	49	266
4 Buurman, NLD / Engel, DEU / Stolz, DEU									theoretical besttime: 1:44.328								
1	6:33.368	5:10.095	124	42.725	200	40.548	213	160	5	27:32.974	26:10.585	196	41.581	167	40.808	214	120
2	1:44.639	29.990	219	40.180	215	34.469	214	259	6	1:44.523	29.999	221	40.145	218	34.379	214	258
3	1:45.688	30.103	210	39.959	212	35.626	213	262	7	1:59.431	30.066	220	45.654	150	43.711	48	261
4	2:23.445	30.031	220	52.347	90	1:01.067	49	262									
5 Lendoudis, GRC / Al Faisal, SAU / Aguas, PRT									theoretical besttime: 1:47.671								
1	2:40.711	1:18.410	181	45.437	187	36.864	208	186	4	1:48.493	30.625	202	41.786	199	36.082	211	258
2	1:55.128	30.665	204	47.694	206	36.769	210	258	5	1:52.387	30.810	197	41.554	209	40.023	207	260
3	1:48.338	31.292	200	41.390	208	35.656	210	260	6	2:25.336	31.190	204	52.299	113	1:01.847	49	258
6 Al Faisal, SAU / Haupt, DEU / Piana, ITA									theoretical besttime: 1:45.256								
1	6:34.728	5:11.323	119	43.576	150	39.829	213	173	4	2:26.829	31.013	180	52.985	111	1:02.831	43	263
2	1:45.371	30.247	215	40.479	218	34.645	211	260	5	28:53.206	27:30.453	193	43.991	198	38.762	211	187
3	1:45.627	30.137	215	40.474	221	35.016	212	262	6	1:53.413	30.505	215	41.686	213	41.222	47	257
7 Pepper, ZAF / Kane, GBR / Gounon, FRA									theoretical besttime: 1:45.354								
1	2:00.261	40.261	168	44.026	187	35.974	210	144	4	1:55.322	32.119	187	42.972	172	40.231	217	252
2	1:45.695	30.307	212	40.398	211	34.990	219	260	5	1:49.023	30.144	214	40.256	204	38.623	185	261
3	1:45.806	30.583	211	40.220	219	35.003	213	261	6	2:04.748	35.747	182	43.859	169	45.142	46	164
8 Abril, MCO / Soucek, ESP / Soulet, BEL									theoretical besttime: 1:44.695								
1	3:29.466	2:06.680	176	44.635	193	38.151	212	154	4	1:48.190	30.020	219	41.184	194	36.986	213	263
2	1:45.234	30.065	214	40.400	204	34.769	212	260	5	1:44.913	29.908	217	40.149	212	34.856	213	263
3	1:44.867	30.008	216	40.221	211	34.638	214	261	6	2:38.410	31.313	197	1:09.149	80	57.948	49	264
11 Broniszewski, CHE / Pier Guidi, ITA									theoretical besttime: 1:45.834								
1	4:30.041	3:05.655	177	44.758	190	39.628	211	189	4	1:51.642	30.448	214	42.791	205	38.403	212	267
2	1:46.057	30.395	208	40.715	214	34.947	215	263	5	2:19.665	30.390	215	49.273	142	1:00.002	43	264
3	1:47.197	30.172	202	40.891	219	36.134	212	266									
12 Rizzoli, ITA / Monti, FRA / Frassinetti, ITA									theoretical besttime: 1:44.904								
1	3:35.622	2:10.727	171	43.161	177	41.734	213	173	4	1:53.349	30.378	210	43.131	162	39.840	212	267
2	1:45.126	30.121	212	40.425	217	34.580	212	262	5	1:45.577	30.220	215	40.424	211	34.933	212	264
3	1:45.419	30.010	215	40.314	205	35.095	214	264	6	2:45.146	30.548	200	1:22.590	90	52.008	48	264
14 Klien, AUT / Seefried, AUT / Costa, ESP									theoretical besttime: 1:44.930								
1	2:04.099	41.223	176	44.386	174	38.490	210	144	5	1:51.138	29.894	216	40.260	207	40.984	213	264
2	1:46.879	30.525	208	40.492	209	35.862	211	260	6	1:45.303	30.151	216	40.284	207	34.868	212	266
3	1:45.872	30.545	203	40.551	208	34.776	213	264	7	3:10.129	32.951	114	1:27.566	57	1:09.612	36	266
4	1:45.513	30.074	209	40.398	213	35.041	213	266	8								
17 van der Linde, ZAF / Leonard, GBR / Frijns, NLD									theoretical besttime: 1:44.570								
1	5:34.401	4:13.973	213	40.327	214	40.101	212	188	4	1:44.637	30.026	218	40.071	222	34.540	213	267
2	1:57.271	29.959	207	48.098	162	39.214	212	266	5	3:09.080	44.279	79	1:22.641	79	1:02.160	34	266
3	1:44.965	30.006	212	40.099	225	34.860	211	266									





Blancpain GT Series Endurance Cup

Sector List Qualifying 1

Provisional



Barcelona, Length: 4655m
Air temperature: 22.63°C
Track temperature: 25.58°C
Weather condition: Dry

Sunday, September 30, 2018 9:00:00

Lap	Time	SE1	SP1	SE2	SP2	SE3	SP3	TSP	Lap	Time	SE1	SP1	SE2	SP2	SE3	SP3	TSP
19	Gianmaria, ITA / Perez Companc, ARG / Mapelli, CHE								theoretical besttime: 1:44.847								
1	4:47.819	3:26.122	204	41.765	197	39.932	210	183	4	1:52.617	30.127	218	40.362	216	42.128	214	264
2	1:48.873	30.057	216	40.503	221	38.313	211	264	5	2:25.004	30.191	222	54.594	79	1:00.219	44	260
3	1:45.080	30.097	220	40.555	216	34.428	211	265									

22	Noble, GBR / Sanchez, MEX / Moore, GBR								theoretical besttime: 1:46.744								
1	2:08.493	45.597	184	42.878	180	40.018	212	175	4	1:55.149	30.739	194	41.485	173	42.925	215	268
2	1:48.018	31.118	210	41.009	199	35.891	213	267	5	1:48.385	30.325	208	40.990	208	37.070	214	271
3	1:47.081	30.662	213	40.640	210	35.779	213	268	6	2:01.055	31.632	200	42.760	190	46.663	48	259

23	Mardenborough, JPN / Parry, GBR / Buncombe, GBR								theoretical besttime: 1:45.217								
1	7:55.025	6:28.553	160	43.778	142	42.694	216	138	4	27:50.680	26:33.071	196	41.499	196	36.110	214	153
2	1:56.009	29.917	218	40.895	196	45.197	210	263	5	1:46.788	30.127	211	41.328	210	35.333	214	258
3	2:12.850	30.610	216	46.074	152	56.166	45	264	6	1:45.373	30.073	216	40.405	212	34.895	214	260

24	Siljehaug, NOR / Maroneck, DEU / Niederhauser, CHE								theoretical besttime: 1:46.020								
1	2:10.696	47.052	180	43.088	176	40.556	214	164	6	1:46.243	30.181	222	40.594	205	35.468	215	268
2	1:47.480	31.543	208	40.659	202	35.278	216	266	7	3:02.636	47.414	123	1:14.106	90	1:01.116	45	139
3	1:46.209	30.224	216	40.625	203	35.360	216	267	8	25:48.922	24:25.242	199	41.759	177	41.921	215	185
4	1:57.443	30.395	189	43.624	154	43.424	216	269	9	2:11.347	35.430	142	48.588	109	47.329	48	265
5	1:48.529	30.148	218	40.919	170	37.462	217	267									

25	Gachet, FRA / Feller, CHE / Haase, DEU								theoretical besttime: 1:44.169								
1	6:47.144	5:28.396	182	41.651	193	37.097	213	182	3	1:44.361	29.822	220	40.149	220	34.390	212	267
2	1:44.291	29.944	218	39.974	216	34.373	214	262	4	2:24.986	29.870	220	54.564	79	1:00.552	44	265

26	Stievenart, FRA / Rostan, FRA / Winkelhock, DEU								theoretical besttime: 1:46.319								
1	2:17.623	50.511	185	44.713	150	42.399	211	158	6	1:46.585	30.246	216	40.886	208	35.453	211	266
2	1:47.441	30.600	211	41.328	201	35.513	213	264	6	3:19.145	58.402	79	1:23.770	80	56.973	48	118
3	1:47.834	30.289	215	41.087	202	36.458	211	266	7	25:49.038	24:19.859	184	45.201	165	43.978	210	120
4	1:49.818	30.316	220	40.539	216	38.963	210	266	8	1:54.939	30.422	216	42.251	179	42.266	46	262
5	1:49.177	30.267	216	42.059	203	36.851	212	266									

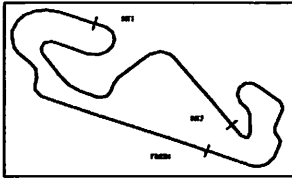
27	Cipriani, ITA / Ramos, PRT / Crestani, ITA								theoretical besttime: 1:46.238								
1	2:07.329	42.135	174	45.684	181	39.510	211	153	4	1:57.563	30.611	200	44.610	175	42.342	210	265
2	1:46.402	30.243	209	40.823	214	35.336	218	266	5	1:48.929	30.381	212	41.259	215	37.289	210	266
3	1:46.300	30.098	200	40.804	210	35.398	210	268	6	1:59.420	30.586	212	41.881	208	46.953	48	266

28	Santamato, FRA / Sowery, GBR								theoretical besttime: 1:46.779								
1	2:05.145	43.078	168	43.074	169	38.993	211	145	4	2:07.826	34.596	161	47.282	135	45.948	207	201
2	1:46.866	30.622	219	40.842	213	35.402	211	262	5	1:50.931	30.588	216	41.056	211	39.287	210	262
3	1:47.199	30.557	216	41.251	205	35.391	210	267	6	1:59.166	30.546	220	43.141	148	45.479	46	264

31	Pierce, GBR / Smith, GBR / Morris, GBR								theoretical besttime: 1:48.159								
1	3:20.455	1:58.972	188	43.669	197	37.814	213	190	5	2:06.736	30.526	217	47.041	163	49.169	47	262
2	1:48.509	30.416	217	42.200	204	35.893	212	264	6	29:00.927	27:37.011	202	44.440	202	39.476	212	189
3	1:52.796	30.535	214	41.907	176	40.354	213	266	7	1:48.853	30.627	220	41.850	216	36.376	213	261
4	2:40.642	30.912	219	42.089	190	1:27.641	211	265									

35	Meadows, GBR / Korneev, RUS / Bulatov, RUS								theoretical besttime: 1:45.346								
1	8:00.303	6:37.377	191	43.530	156	39.396	210	187	4	27:51.914	26:30.480	196	42.743	175	38.691	212	125
2	1:51.917	30.252	215	40.347	214	41.318	213	258	5	1:46.075	30.547	210	40.656	216	34.872	213	258
3	2:17.294	30.127	219	48.971	124	58.196	38	261									





Blancpain GT Series Endurance Cup

Sector List Qualifying 1

Provisional

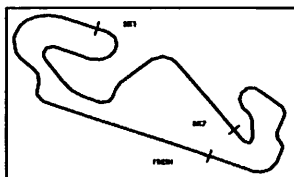


Barcelona, Length: 4655m
Air temperature: 22.63°C
Track temperature: 25.58°C
Weather condition: Dry

Sunday, September 30, 2018 9:00:00

Lap	Time	SE1	SP1	SE2	SP2	SE3	SP3	TSP	Lap	Time	SE1	SP1	SE2	SP2	SE3	SP3	TSP
36 Walkenhorst, DEU / Oeverhaus, DEU / Vinke, GBR									theoretical besttime: 1:48.487								
1	3:21.332	2:00.712	170	42.573	183	38.047	210	180	4	1:49.394	31.288	196	41.933	208	36.173	210	262
2	1:48.662	30.878	189	41.877	200	35.907	210	262	5	2:02.570	31.850	198	42.542	190	48.178	50	263
3	1:49.268	30.893	189	41.702	188	36.673	210	262									
42 Buncombe, GBR / Leventis, GBR / Williamson, GBR									theoretical besttime: 1:45.897								
1	3:45.257	2:27.425	196	42.060	203	35.772	212	190	5	1:51.178	30.700	218	41.575	153	38.903	212	261
2	1:46.021	30.575	211	40.481	218	34.965	211	258	6	3:04.725	39.367	83	1:22.449	80	1:02.909	33	258
3	1:57.449	33.532	144	44.371	165	39.546	212	262	7	27:05.025	25:48.142	198	41.481	212	35.402	207	189
4	1:47.708	30.451	216	40.837	214	36.420	211	259	8	1:46.673	30.691	216	40.842	216	35.140	210	255
43 Buhk, DEU / Parente, PRT / Götz, DEU									theoretical besttime: 1:44.556								
1	6:27.298	5:04.148	183	45.382	196	37.768	212	125	4	2:23.289	29.989	221	51.730	86	1:01.570	49	260
2	1:48.034	30.043	220	40.042	210	37.949	214	259	5	27:49.295	26:20.211	194	42.369	191	46.715	210	179
3	1:47.103	29.973	221	40.029	208	37.101	212	261	6	1:44.556	29.966	220	40.016	216	34.574	212	259
44 Fraga, BRA / Victoris, DEU / Rowland, GBR									theoretical besttime: 1:43.951								
1	6:56.771	5:37.452	169	42.938	181	36.381	212	175	4	3:00.683	30.117	215	1:33.922	70	56.644	48	260
2	1:43.951	29.939	214	39.716	220	34.296	214	258	5	26:38.496	25:16.617	171	42.540	168	39.339	211	67
3	1:57.729	31.464	189	48.146	74	38.119	212	262	6	1:51.273	30.292	199	41.128	187	39.853	48	257
49 Vos, NLD / Onslow-Cole, GBR									theoretical besttime: 1:46.822								
1	2:25.870	1:03.955	179	44.774	137	37.141	210	177	5	1:49.757	30.787	208	42.367	203	36.603	211	257
2	1:48.653	31.509	210	41.397	211	35.747	210	255	6	1:55.197	30.546	216	41.715	154	42.936	45	258
3	1:47.275	30.348	219	40.727	223	36.200	210	257	7	28:37.464	27:15.130	180	43.398	193	38.936	211	105
4	1:54.368	31.602	209	43.031	184	39.735	211	257	8	1:48.607	30.672	215	40.961	206	36.974	208	257
51 Bontempelli, ITA / Cameron, GBR / Griffin, IRL									theoretical besttime: 1:46.053								
1	6:13.799	4:51.802	144	45.976	173	36.021	209	149	4	2:06.137	30.364	218	46.297	160	49.476	45	262
2	1:49.117	30.649	208	40.767	203	37.701	210	259	5	28:47.660	27:23.224	154	45.900	194	38.536	210	167
3	1:46.118	30.389	214	40.696	219	35.033	210	262	6	1:46.870	30.324	215	40.712	222	35.834	210	260
53 Hommerson, NLD / Machiels, BEL / Bertolini, ITA									theoretical besttime: 1:46.307								
1	3:16.006	1:43.338	144	49.768	169	42.900	205	155	4	1:46.469	30.592	212	40.682	203	35.195	210	257
2	1:51.760	33.156	169	42.920	193	35.684	211	208	5	1:48.521	30.430	214	41.372	210	36.719	210	260
3	1:49.606	31.025	205	41.863	180	36.718	210	258	6	2:32.443	30.755	210	1:00.153	102	1:01.535	36	259
54 Fontana, CHE / Zaugg, CHE / Grenier, CDN									theoretical besttime: 1:44.989								
1	3:41.404	2:13.157	189	42.611	193	45.636	219	180	4	1:55.005	30.435	215	40.474	208	44.096	217	264
2	1:47.662	30.008	219	40.398	201	37.256	213	261	5	1:45.432	30.294	215	40.332	214	34.806	215	264
3	1:45.236	30.246	212	40.175	214	34.815	217	263	6	3:10.717	31.557	141	1:29.642	61	1:09.518	30	264
55 Fjordbach, DNK / Schramm, DEU / Schmid, AUT									theoretical besttime: 1:45.684								
1	5:52.191	4:32.474	198	41.604	181	38.113	214	183	4	3:16.414	55.366	82	1:27.150	102	53.898	48	123
2	1:54.374	30.281	215	40.545	201	43.548	213	265	5	26:18.688	24:59.125	200	42.996	109	36.567	212	189
3	1:50.365	30.176	213	40.723	208	39.466	213	266	6	1:45.992	30.309	218	40.720	216	34.963	213	263
4	1:46.885	30.652	204	40.640	192	36.593	210	266									
58 Ledogar, FRA / Barnicoat, GBR / Watson, GBR									theoretical besttime: 1:44.974								
1	7:04.802	5:41.951	211	41.163	162	41.688	214	193	3	1:45.056	30.187	219	40.135	213	34.734	213	263
2	1:50.127	30.105	219	40.287	202	39.735	213	265	4	2:36.401	30.232	219	1:10.259	79	55.910	47	265





Blancpain GT Series Endurance Cup

Sector List Qualifying 1

Provisional



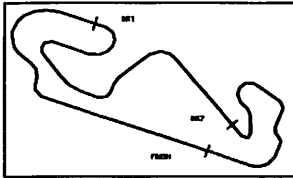
Barcelona, Length: 4655m
Air temperature: 22.63°C
Track temperature: 25.58°C
Weather condition: Dry

Sunday, September 30, 2018 9:00:00



Lap	Time	SE1	SP1	SE2	SP2	SE3	SP3	TSP	Lap	Time	SE1	SP1	SE2	SP2	SE3	SP3	TSP
62 Baumann, AUT / Kirchhöfer, DEU / Martin, BEL									theoretical besttime: 1:44.718								
1	2:46.291	1:17.391	147	49.508	112	39.392	216	163	3	1:56.010	29.924	211	42.229	188	43.857	48	268
2	1:44.718	29.885	207	39.973	214	34.860	216	264									
63 Bortolotti, ITA / Caldarelli, ITA / Engelhart, DEU									theoretical besttime: 1:44.021								
1	5:26.405	4:08.953	176	42.099	196	35.353	211	187	3	2:06.792	29.819	216	46.678	165	50.295	48	263
2	1:44.021	29.729	217	39.837	211	34.455	214	262									
66 Schothorst, NLD / Schothorst, NLD / van der Linde, ZAF									theoretical besttime: 1:47.932								
1	5:50.919	4:31.810	199	41.465	204	37.644	211	185	3	1:50.455	30.156	216	40.630	212	39.669	211	264
2	1:54.772	30.334	216	40.132	220	44.306	212	262	4		30.207	218					264
72 Rigon, ITA / Aleshin, RUS / Molina, ESP									theoretical besttime: 1:44.885								
1	7:05.782	5:43.813	179	45.879	167	36.090	212	176	5	26:22.321	25:02.672	193	41.351	193	38.298	212	146
2	1:55.533	30.314	214	44.582	181	40.637	211	261	6	1:45.285	30.254	214	40.402	212	34.629	214	258
3	1:45.062	30.209	218	40.340	219	34.513	214	260	7	1:45.054	30.032	217	40.374	214	34.648	212	260
4	2:48.401	30.080	217	1:24.581	75	53.740	48	262									
76 Vaxiviere, FRA / Dennis, GBR / Thiim, DNK									theoretical besttime: 1:44.824								
1	2:34.807	1:04.112	142	50.223	177	40.472	217	112	3	1:44.824	29.949	222	40.268	216	34.607	216	266
2	1:52.337	30.447	171	43.937	183	37.953	218	266	4	2:03.871	33.466	126	45.335	173	45.070	48	266
77 Abra, GBR / Amstutz, CHE / Machitski, RUS									theoretical besttime: 1:45.876								
1	3:07.324	1:41.292	183	44.391	102	41.641	211	174	4	1:49.018	30.500	214	41.808	183	36.710	210	264
2	1:45.956	30.302	215	40.661	213	34.993	212	262	5	1:57.257	31.011	196	43.808	194	42.438	46	263
3	1:46.027	30.430	215	40.684	215	34.913	210	264									
78 Beretta, ITA / Mitchell, GBR / Kodric, HRV									theoretical besttime: 1:44.603								
1	5:30.987	4:09.944	178	43.007	204	38.036	210	187	4	1:44.622	30.057	218	40.087	217	34.478	214	264
2	1:44.836	30.038	208	40.169	213	34.629	213	264	5	3:05.306	31.238	164	1:30.909	65	1:03.159	47	266
3	1:51.919	30.082	214	40.244	215	41.593	209	266									
82 Perera, FRA / Keen, GBR / Ineichen, CHE									theoretical besttime: 1:44.414								
1	8:08.426	6:37.808	133	46.900	191	43.718	210	167	3	2:31.740	32.806	165	56.935	81	1:01.999	49	242
2	1:44.414	30.042	216	39.952	220	34.420	212	260									
87 Jamin, FRA / Ricci, BEL / Beaubelique, FRA									theoretical besttime: 1:45.368								
1	2:57.635	1:34.121	198	40.969	206	42.545	211	187	4	2:02.425	30.638	172	47.961	98	43.826	211	261
2	1:45.661	30.633	215	40.443	212	34.585	210	255	5	1:52.541	32.051	183	44.184	164	36.306	211	260
3	1:45.449	30.392	211	40.411	213	34.646	212	258	6	2:24.262	30.372	213	57.351	79	56.539	48	257
88 Vautier, FRA / Juncadella, ESP / Marciello, ITA									theoretical besttime: 1:44.245								
1	3:50.588	2:33.958	209	40.473	210	36.157	210	188	4	1:53.135	29.968	219	40.393	163	42.774	210	258
2	1:44.531	30.003	218	39.945	209	34.583	213	258	5	1:44.499	30.042	217	39.884	213	34.573	214	257
3	1:44.433	29.932	218	40.072	219	34.429	213	261	6	3:10.772	32.512	121	1:28.089	62	1:10.171	33	259
89 Barthez, FRA / Debard, FRA									theoretical besttime: 1:46.194								
1	3:16.344	1:52.895	185	43.869	186	39.580	210	188	4	1:48.143	30.799	200	41.313	219	36.031	210	260
2	1:46.359	30.358	216	41.020	216	34.981	211	257	5	1:46.468	30.481	213	40.855	217	35.132	210	258
3	1:47.404	30.505	215	41.183	199	35.716	210	259	6	2:30.418	30.621	213	1:00.057	105	59.740	48	260





Blancpain GT Series Endurance Cup

Sector List Qualifying 1

Provisional



BARCELONA 2018

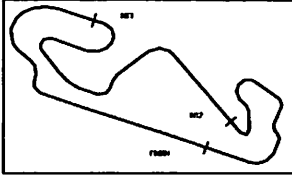


Barcelona, Length: 4655m
Air temperature: 22.63°C
Track temperature: 25.58°C
Weather condition: Dry

Sunday, September 30, 2018 9:00:00

Lap	Time	SE1	SP1	SE2	SP2	SE3	SP3	TSP	Lap	Time	SE1	SP1	SE2	SP2	SE3	SP3	TSP
90	Szymkowiak, NLD / Manchester, GBR / Bastian, DEU								theoretical besttime: 1:44.816								
1	4:29.144	3:06.609	175	43.113	172	39.422	212	185	4	1:45.193	30.318	211	40.124	207	34.751	213	260
2	1:44.990	30.090	213	40.298	203	34.602	212	258	5	2:22.402	30.325	215	51.981	132	1:00.096	44	261
3	1:54.690	30.956	169	45.044	159	38.690	212	262									
97	Mckay, GBR / Al Harthy, OMN / Eastwood, IRL								theoretical besttime: 1:46.170								
1	2:36.955	1:10.549	181	45.686	174	40.720	213	186	4	1:50.871	30.444	210	43.430	170	36.997	216	267
2	1:57.757	30.555	207	46.310	150	40.892	214	264	5	1:54.143	30.433	212	40.827	212	42.883	48	268
3	1:46.216	30.479	210	40.603	213	35.134	216	266									
98	Catsburg, NLD / Klingmann, DEU / Blomqvist, GBR								theoretical besttime: 1:45.059								
1	3:31.568	2:09.234	163	42.425	177	39.909	215	184	4	1:54.505	31.152	182	44.169	161	39.184	216	267
2	1:45.355	30.259	210	40.329	206	34.767	214	264	5	1:56.179	30.179	211	41.227	189	44.773	49	266
3	1:45.106	29.989	215	40.303	207	34.814	215	265									
99	Sims, GBR / Krohn, FIN / Eng, AUT								theoretical besttime: 1:45.382								
1	8:01.803	6:35.452	175	46.325	181	40.026	216	149	3	2:03.646	30.050	214	43.365	148	50.231	49	267
2	1:45.382	29.980	215	40.119	210	35.283	216	266									
114	Palttala, FIN / Ortelli, MCO / Siedler, AUT								theoretical besttime: 1:45.530								
1	4:51.492	3:35.062	201	41.186	207	35.244	212	186	5	2:22.756	30.040	216	54.108	101	58.608	44	264
2	1:46.227	30.133	213	40.317	204	35.777	215	263	6	27:52.322	26:18.470	153	46.692	189	47.160	211	149
3	1:56.458	32.727	183	43.655	190	40.076	212	259	7	1:45.693	30.181	213	40.339	202	35.173	213	262
4	1:47.507	30.188	215	40.767	201	36.552	212	265									
188	West, GBR / Harris, GBR / Goodwin, GBR								theoretical besttime: 1:46.948								
1	6:37.437	5:14.696	157	44.623	173	38.118	211	144	3	1:47.182	30.718	215	40.986	214	35.478	210	262
2	1:47.042	30.716	213	40.998	206	35.328	211	262	4	2:25.545	30.634	218	52.333	81	1:02.578	47	262
333	Mattschull, DEU / Saikhov, RUS / Keilwitz, DEU								theoretical besttime: 1:46.466								
1	3:51.353	2:25.967	189	43.110	191	42.276	211	181	5	1:50.352	30.455	215	40.938	213	38.959	186	262
2	1:46.835	30.644	206	41.118	209	35.073	215	265	6	3:01.260	41.663	127	1:13.314	78	1:06.283	35	147
3	1:54.454	30.500	198	41.790	188	42.164	214	265	7	26:04.181	24:40.613	182	42.654	180	40.914	212	150
4	1:52.942	30.653	216	42.798	132	39.491	210	264	8	1:47.119	30.591	212	40.949	213	35.579	213	264
488	Yoon, HKG / Ehret, DEU / Penttinen, FIN								theoretical besttime: 1:48.159								
1	2:47.899	1:23.304	205	44.581	136	40.014	208	174	4	1:48.236	30.860	216	41.533	214	35.843	213	262
2	1:50.492	30.968	213	42.703	208	36.821	214	257	5	1:51.603	31.903	208	42.821	185	36.879	209	264
3	1:49.449	30.783	209	42.148	219	36.518	212	262	6	2:27.692	31.058	216	54.859	80	1:01.775	43	261
777	Liebhauser, DEU / Scholze, DEU / Ludwig, DEU								theoretical besttime: 1:46.331								
1	2:15.280	48.835	196	42.478	192	43.967	208	182	5	1:54.964	30.390	210	40.685	203	43.889	185	260
2	1:47.056	30.662	211	41.138	204	35.256	214	259	6	2:28.586	35.948	180	52.423	121	1:00.215	39	201
3	1:54.017	30.569	209	41.652	159	41.796	212	261	7	27:51.633	26:29.685	200	42.323	171	39.625	210	175
4	1:53.196	30.534	211	40.901	206	41.761	210	260	8	1:47.574	30.671	201	41.306	204	35.597	213	259
888	Parhofer, DEU / Antonio Fome, ESP / Stippler, DEU								theoretical besttime: 1:48.256								
1	3:12.869	1:49.555	187	44.089	173	39.225	208	181	4	1:49.339	31.084	179	42.253	210	36.002	210	264
2	1:48.629	31.162	197	41.758	202	35.709	211	260	5	1:49.109	31.115	208	41.843	219	36.151	211	264
3	1:48.274	30.949	203	41.598	213	35.727	211	263	6	2:31.361	31.187	207	58.280	93	1:01.894	45	264
911	Dumas, FRA / Werner, DEU / Makowiecki, FRA								theoretical besttime: 1:44.689								
1	9:05.045	7:42.641	193	41.119	191	41.285	212	130	4	26:59.936	25:37.277	201	40.641	205	42.018	213	104
2	1:44.875	30.079	218	40.303	215	34.493	213	262	5	1:44.986	29.981	215	40.215	213	34.790	213	260
3	3:06.875	30.316	165	1:32.852	49	1:03.707	44	262									





Blancpain GT Series Endurance Cup

Sector List Qualifying 1

Provisional



BARCELONA 2018



Barcelona, Length: 4655m
 Air temperature: 22.63°C
 Track temperature: 25.58°C
 Weather condition: Dry

Sunday, September 30, 2018 9:00:00

Lap	Time	SE1	SP1	SE2	SP2	SE3	SP3	TSP	Lap	Time	SE1	SP1	SE2	SP2	SE3	SP3	TSP
991 Häring, DEU / Brauner, DEU / Triller, DEU									theoretical besttime: 1:47.407								
1	2:39.382	1:12.803	196	45.155	162	41.424	208	188	4	1:49.289	30.593	213	41.152	202	37.544	210	261
2	1:52.879	30.670	212	41.548	202	40.661	209	258	5	1:47.516	30.674	213	41.083	211	35.759	211	263
3	1:47.922	30.604	214	41.369	213	35.949	209	262	6	2:22.226	30.565	211	53.028	127	58.633	45	262

