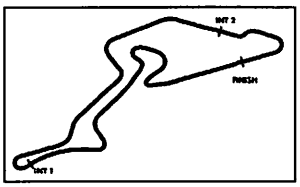

Blancpain GT Series Sprint Cup

Sector List Free Practice 2

Provisional

BLANCPAIN GT SERIES NÜRBURGRING 2018

ADAC SIM RACING EXPO 14.-16. SEPTEMBER NÜRBURGRING

Nürburgring, Length: 5137m
Air temperature: 18.92°C
Track temperature: 21.02°C
Weather condition: Dry

Friday, September 14, 2018 14:35:00

1 Riberas, ESP / Mies, DEU — theoretical besttime: 1:55.588

Lap	Time	SE1	SP1	SE2	SP2	SE3	SP3	TSP	Lap	Time	SE1	SP1	SE2	SP2	SE3	SP3	TSP
1	2:05.614	1:01.070	220	44.071	241	20.473	187		16	1:56.750	55.434	223	42.757	242	18.559	187	
2	1:56.966	55.468	223	43.056	240	18.442	188		17	1:56.525	55.193	224	42.765	242	18.567	187	
3	1:56.503	55.106	**225**	42.888	242	18.509	188		18	1:56.364	55.149	223	42.751	242	18.464	187	
4	2:01.515	55.189	224	42.933	241	23.393	50		19	1:57.143	55.467	223	43.102	241	18.574	187	
5	7:07.544	6:05.998	223	42.992	241	18.554	188		20	2:02.512	55.333	223	42.978	242	24.201	50	
6	1:56.203	55.080	225	42.724	241	18.399	187		21	6:09.241	5:07.468	222	43.243	241	18.530	188	
7	1:56.492	55.082	225	42.790	242	18.620	188		22	2:00.780	55.507	224	45.848	202	19.425	188	
8	2:01.579	55.217	224	42.720	241	23.642	50		23	2:01.868	55.078	224	42.852	241	23.938	50	
9	6:14.340	5:09.851	219	45.521	234	18.968	186		24	6:01.565	4:55.675	222	43.094	206	22.796	188	
10	1:56.613	55.396	224	42.777	241	18.440	187		25	1:56.893	55.308	224	43.098	241	18.487	187	
11	**1:55.718**	54.980	224	**42.429**	240	**18.309**	188		26	1:56.494	55.275	224	42.757	242	18.462	187	
12	1:56.140	**54.850**	223	42.571	242	18.719	187		27	1:59.063	55.354	225	44.461	241	19.248	189	
13	2:05.200	56.727	223	43.244	241	25.229	50		28	2:01.329	55.229	224	42.713	241	23.387	50	
14	6:06.163	5:02.141	220	45.097	239	18.925	185		29	2:55.932	1:45.358	106	45.244	239	25.330	50	
15	1:57.685	55.725	221	43.148	241	18.812	187										

2 Stevens, GBR / Vanthoor, BEL — theoretical besttime: 1:55.685

Lap	Time	SE1	SP1	SE2	SP2	SE3	SP3	TSP	Lap	Time	SE1	SP1	SE2	SP2	SE3	SP3	TSP
1	2:09.249	1:02.459	221	44.601	239	22.189	188		17	4:48.738	3:46.847	221	43.328	239	18.563	187	
2	1:57.693	55.378	224	43.305	240	19.010	187		18	1:57.560	55.256	222	43.751	240	18.553	186	
3	1:57.068	55.345	224	43.066	**241**	18.657	187		19	2:04.018	55.091	222	42.844	240	26.083	50	
4	1:57.183	55.391	223	43.116	240	18.676	186		20	6:40.616	5:38.820	221	43.280	238	18.516	187	
5	1:57.103	55.475	222	43.056	239	18.572	186		21	2:02.204	55.153	222	42.765	241	24.286	50	
6	2:04.406	55.639	223	44.191	239	24.576	50		22	3:39.074	2:37.521	222	43.144	238	18.409	187	
7	4:10.901	3:08.630	222	43.464	238	18.807	185		23	1:56.741	55.338	222	42.904	241	18.499	186	
8	1:58.069	55.705	222	43.296	237	19.068	185		24	1:56.347	55.128	223	42.829	241	18.390	187	
9	1:57.549	55.741	222	43.142	240	18.666	186		25	1:56.679	55.219	224	43.103	240	18.357	187	
10	1:57.685	55.640	222	43.243	238	18.802	185		26	1:56.117	55.047	224	42.735	241	18.335	185	
11	2:05.980	56.701	220	44.296	239	24.983	50		27	2:02.565	55.302	223	42.887	240	24.376	50	
12	5:43.803	4:42.063	221	43.086	238	18.654	187		28	5:11.735	4:10.452	222	42.821	241	18.462	186	
13	1:56.909	55.404	221	43.010	238	18.495	187		29	1:57.865	55.024	224	42.754	241	20.087	188	
14	1:56.506	55.158	222	42.920	238	18.428	187		30	**1:55.855**	54.915	225	**42.571**	**241**	18.369	188	
15	2:01.351	57.467	222	44.312	238	19.572	187		31	1:55.967	**54.872**	**224**	42.853	241	**18.242**	**188**	
16	2:03.086	55.372	222	42.898	240	24.816	50		32	2:02.897	55.126	223	42.971	240	24.800	50	

3 De Leener, ITA / Feller, CHE — theoretical besttime: 1:56.759

Lap	Time	SE1	SP1	SE2	SP2	SE3	SP3	TSP	Lap	Time	SE1	SP1	SE2	SP2	SE3	SP3	TSP
1	2:10.080	1:04.959	219	44.603	237	20.518	187		16	6:35.928	5:32.895	219	44.032	237	19.001	185	
2	1:59.353	56.324	223	43.877	238	19.152	**188**		17	2:05.393	56.245	220	44.035	237	25.113	49	
3	1:58.292	55.407	224	43.966	238	18.919	187		18	2:45.507	1:40.886	221	45.458	238	19.163	185	
4	1:58.001	55.583	223	43.618	240	18.800	187		19	1:58.026	55.935	223	43.355	240	18.736	187	
5	2:05.221	55.518	223	50.411	237	19.292	186		20	1:57.896	55.809	219	43.280	239	18.807	186	
6	2:03.843	55.706	223	43.898	239	24.239	49		21	1:57.345	55.491	222	43.162	240	18.692	187	
7	6:29.433	5:26.173	216	44.140	237	19.120	186		22	2:03.327	55.693	222	43.438	240	24.196	50	
8	1:58.623	55.871	223	43.726	236	19.026	185		23	6:19.246	5:16.995	220	43.600	238	18.651	186	
9	1:58.122	55.811	223	43.460	238	18.851	185		24	1:57.838	55.807	222	43.392	240	18.639	186	
10	2:04.408	55.971	223	43.811	238	24.626	50		25	2:03.004	55.529	223	43.504	238	23.971	50	
11	2:51.120	1:47.587	214	44.187	238	19.346	185		26	7:57.966	6:55.554	221	43.624	237	18.788	185	
12	1:59.053	56.076	222	43.842	238	19.135	186		27	1:57.605	55.483	223	43.504	239	18.618	186	
13	1:57.945	55.810	223	43.297	239	18.838	187		28	**1:56.780**	**55.305**	**224**	**42.935**	**238**	18.540	186	
14	1:57.695	55.453	223	43.512	239	18.730	186		29	1:58.491	55.807	224	44.002	235	18.682	186	
15	2:03.822	55.869	219	43.893	238	24.060	49		30	1:57.306	55.436	223	43.351	239	**18.519**	**188**	

6 Haupt, DEU / Stolz, DEU — theoretical besttime: 1:55.636

Lap	Time	SE1	SP1	SE2	SP2	SE3	SP3	TSP	Lap	Time	SE1	SP1	SE2	SP2	SE3	SP3	TSP
1	3:33.389	2:31.365	222	43.329	236	18.695	188		17	2:03.551	55.217	223	43.054	241	25.280	48	
2	1:57.036	55.268	223	43.227	238	18.541	188		18	5:10.218	4:07.537	223	43.806	238	18.875	187	
3	1:56.418	55.230	223	42.797	239	18.391	188		19	1:58.558	55.713	223	44.007	237	18.838	187	
4	1:56.799	55.468	224	42.857	238	18.474	188		20	1:58.756	55.979	223	43.862	237	18.915	187	
5	1:56.475	55.110	224	42.888	239	18.477	189		21	1:58.015	55.754	224	43.598	238	18.663	188	
6	2:03.358	55.321	225	43.087	239	24.950	49		22	1:57.546	55.572	225	43.412	240	18.562	188	
7	5:29.268	4:27.544	223	43.122	239	18.602	188		23	1:58.007	55.547	225	43.662	238	18.798	187	
8	1:57.062	55.513	224	42.917	238	18.632	188		24	1:57.644	55.664	226	43.414	241	18.566	189	
9	1:57.209	55.481	223	43.149	239	18.579	188		25	1:57.882	55.668	225	43.481	238	18.733	187	
10	1:57.430	55.399	225	43.386	239	18.645	189		26	1:57.853	55.748	224	43.367	240	18.738	188	

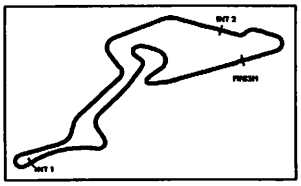

Blancpain GT Series Sprint Cup

Sector List Free Practice 2

Provisional

Nürburgring, Length: 5137m
Air temperature: 18.92°C
Track temperature: 21.02°C
Weather condition: Dry

Friday, September 14, 2018 14:35:00

Lap	Time	SE1	SP1	SE2	SP2	SE3	SP3	TSP	Lap	Time	SE1	SP1	SE2	SP2	SE3	SP3	TSP
11	2:04.000	55.635	224	43.286	238	25.079	49		27	1:58.619	55.906	225	43.875	239	18.838	188	
12	5:44.891	4:43.036	224	43.198	238	18.657	189		28	2:03.340	55.627	225	43.435	238	24.278	48	
13	1:59.370	54.986	224	45.776	209	18.608	189		29	7:16.807	6:01.250	162	53.654	166	21.903	160	
14	**1:55.713**	54.978	224	**42.456**	241	**18.279**	**190**		30	2:06.234	1:01.645	223	45.290	235	19.299	186	
15	2:02.099	**54.901**	224	43.502	169	23.696	189		31	2:00.398	56.195	224	45.283	237	18.920	187	
16	1:56.270	55.094	223	42.771	239	18.405	189		32	1:58.179	55.718	224	43.799	236	18.662	188	

14 Costa, ESP / Klien, AUT

theoretical besttime: 1:56.698

1	2:45.734	1:42.215	219	44.319	238	19.200	186		16	7:22.535	6:19.532	223	43.983	240	19.020	185
2	2:05.434	56.414	224	43.946	238	25.074	48		17	1:58.749	56.142	224	43.631	240	18.976	186
3	4:01.732	2:59.244	223	43.653	240	18.835	187		18	1:58.243	55.861	224	43.496	242	18.886	187
4	1:58.647	56.674	224	43.375	240	18.598	187		19	1:58.889	56.228	223	43.568	242	19.093	187
5	**1:56.851**	55.391	225	43.011	242	18.449	188		20	1:58.084	55.655	221	43.505	242	18.924	187
6	2:06.564	55.762	223	44.761	193	26.041	47		21	2:10.773	56.077	223	46.212	145	28.484	48
7	5:09.682	4:07.655	224	43.406	240	18.621	187		22	6:04.911	5:02.738	223	43.588	240	18.585	186
8	1:57.326	55.627	225	43.273	241	**18.426**	187		23	1:57.673	55.813	224	43.219	241	18.641	188
9	2:03.061	58.466	167	45.321	240	19.274	188		24	1:57.147	55.525	225	43.133	241	18.489	187
10	1:56.925	55.559	225	**42.892**	242	18.474	187		25	2:09.367	55.441	225	44.981	180	28.945	48
11	2:02.874	**55.380**	225	42.911	241	24.583	48		26	5:21.854	4:19.970	224	43.361	241	18.523	187
12	6:32.404	5:27.816	222	43.526	240	21.062	189		27	1:57.280	55.747	225	43.106	241	18.427	188
13	1:57.830	55.884	224	43.331	241	18.615	186		28	2:00.935	55.517	225	43.267	241	22.151	190
14	2:03.180	1:00.085	176	44.140	240	18.955	188		29	2:08.369	55.816	225	46.604	180	25.949	49
15	2:04.638	55.754	223	43.950	239	24.934	49									

17 Leonard, GBR / Frijns, NLD

theoretical besttime: 1:55.496

1	2:03.239	1:00.777	219	43.684	238	18.778	186		17	1:57.467	55.455	221	43.257	240	18.755	186
2	1:57.329	55.686	223	43.112	239	18.531	186		18	1:58.039	55.950	222	43.440	241	18.649	186
3	2:03.161	55.779	223	43.188	240	24.194	49		19	1:58.336	55.786	223	43.628	240	18.922	186
4	5:36.762	4:34.795	222	43.169	238	18.798	187		20	2:04.457	55.792	223	43.371	240	25.294	44
5	**1:55.581**	54.913	223	**42.400**	240	**18.268**	187		21	3:48.090	2:44.338	223	44.939	239	18.813	186
6	1:55.702	54.981	223	42.408	241	18.313	186		22	1:57.790	55.774	223	43.296	240	18.720	186
7	2:02.429	**54.828**	224	43.073	241	24.528	49		23	1:57.814	55.685	222	43.427	239	18.702	186
8	4:49.015	3:46.789	222	43.265	240	18.961	**187**		24	2:03.972	55.917	223	43.548	240	24.507	48
9	2:03.240	55.160	**224**	47.144	138	20.936	187		25	2:46.570	1:44.015	221	43.918	239	18.637	186
10	1:59.660	55.118	224	44.129	240	20.413	187		26	2:05.753	56.338	220	45.028	238	24.387	50
11	2:02.377	55.181	223	42.887	240	24.309	49		27	2:56.063	1:44.508	174	46.470	238	25.085	49
12	5:59.922	4:56.863	220	44.115	237	18.944	186		28	2:50.385	1:41.564	222	44.347	239	24.474	50
13	1:58.129	55.742	222	43.585	239	18.802	186		29	4:03.377	2:59.005	221	44.110	238	20.262	187
14	1:57.646	55.653	221	43.400	240	18.593	186		30	1:58.703	55.923	222	43.905	239	18.875	186
15	1:58.279	55.926	220	43.722	238	18.631	187		31	2:03.508	55.633	223	43.270	238	24.605	49
16	1:57.236	55.443	223	43.136	240	18.657	186									

19 Perez Companc, ARG / Caldarelli, ITA

theoretical besttime: 1:55.981

1	3:51.698	2:49.429	219	43.578	238	18.691	187		16	1:58.787	56.084	220	43.855	240	18.848	186
2	**1:56.260**	55.040	224	**42.679**	240	18.541	187		17	2:04.623	56.276	219	44.000	240	24.347	49
3	1:56.398	55.144	222	42.826	239	**18.428**	188		18	3:59.324	2:55.953	223	43.482	240	19.889	187
4	2:01.523	**54.874**	222	46.806	204	19.843	188		19	1:57.489	55.625	221	43.247	238	18.617	187
5	2:01.029	57.636	179	44.852	237	18.541	187		20	1:56.888	55.412	221	43.013	238	18.463	187
6	1:56.489	55.142	223	42.767	238	18.580	188		21	1:57.100	55.362	221	42.913	238	18.825	187
7	2:05.381	55.797	213	43.676	240	25.908	49		22	2:04.781	55.518	222	43.655	238	25.608	49
8	4:40.052	3:33.581	223	44.309	186	22.162	**189**		23	5:51.163	4:48.805	222	43.597	237	18.761	187
9	1:57.724	55.784	224	43.252	**241**	18.688	187		24	1:57.368	55.495	220	43.275	240	18.598	186
10	1:57.303	55.470	224	43.285	239	18.548	188		25	2:00.783	57.864	219	44.077	240	18.842	187
11	1:59.585	55.603	222	43.734	216	20.248	189		26	1:59.619	56.266	210	44.577	236	18.776	187
12	2:01.173	55.870	223	45.966	227	19.337	188		27	2:05.232	55.629	222	43.240	240	26.363	49
13	2:02.756	55.357	**224**	43.371	238	24.028	49		28	3:57.935	2:52.901	220	45.768	237	19.266	186
14	6:16.997	5:10.943	221	43.969	238	22.085	188		29	1:57.792	55.728	223	43.382	239	18.682	187
15	1:58.672	55.849	222	44.066	240	18.757	187		30	2:04.873	55.690	222	43.695	238	25.488	49

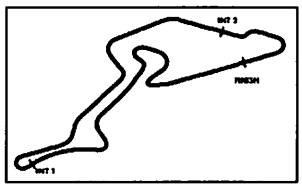

Blancpain GT Series Sprint Cup

Sector List Free Practice 2

Provisional

Nürburgring, Length: 5137m
Air temperature: 18.92°C
Track temperature: 21.02°C
Weather condition: Dry

Friday, September 14, 2018 14:35:00

25 Gachet, FRA / Haase, DEU — theoretical besttime: 1:55.458

Lap	Time	SE1	SP1	SE2	SP2	SE3	SP3	TSP	Lap	Time	SE1	SP1	SE2	SP2	SE3	SP3	TSP
1	2:44.297	1:35.765	220	43.901	165	24.631	185		15	2:02.336	55.113	223	42.984	241	24.239	49	
2	1:56.772	55.388	223	42.969	240	18.415	187		16	5:25.340	4:22.616	220	43.841	238	18.883	185	
3	2:17.414	55.138	**225**	43.142	219	39.134	44		17	1:57.487	55.797	221	43.145	240	18.545	186	
4	5:45.080	4:21.826	223	49.893	103	33.361	187		18	2:02.719	55.410	221	43.237	239	24.072	48	
5	1:56.585	55.376	223	42.844	241	18.365	187		19	6:43.695	5:41.617	220	43.372	238	18.706	184	
6	1:56.289	55.076	224	42.754	240	18.459	185		20	1:57.268	55.458	222	43.373	239	18.437	186	
7	2:03.367	55.331	224	43.344	240	24.692	49		21	2:03.786	55.821	222	43.549	240	24.416	48	
8	5:21.396	4:14.033	223	44.175	155	23.188	186		22	3:49.158	2:46.436	221	43.984	237	18.738	186	
9	2:02.837	55.436	224	43.526	240	23.875	49		23	2:03.082	55.396	222	43.110	240	24.576	48	
10	5:39.951	4:19.700	221	51.206	142	29.045	187		24	5:32.108	4:29.720	222	43.659	239	18.729	184	
11	2:05.243	55.112	222	44.866	135	25.265	**188**		25	1:57.032	55.292	223	43.269	240	18.471	188	
12	1:55.987	54.854	223	42.870	241	**18.263**	187		26	1:57.557	55.464	225	43.339	240	18.754	186	
13	1:55.835	54.909	223	42.641	241	18.285	187		27	1:59.050	57.184	219	43.262	238	18.604	186	
14	**1:55.545**	**54.622**	223	**42.573**	**242**	18.350	187		28	1:57.255	55.410	223	43.114	239	18.731	187	

26 Stievenart, FRA / Winkelhock, DEU — theoretical besttime: 1:56.264

Lap	Time	SE1	SP1	SE2	SP2	SE3	SP3	TSP	Lap	Time	SE1	SP1	SE2	SP2	SE3	SP3	TSP
1	2:07.356	1:01.576	219	45.257	238	20.523	**188**		16	2:01.718	57.660	222	44.874	239	19.184	183	
2	1:56.761	55.098	223	43.229	240	**18.434**	187		17	2:02.115	57.808	220	45.085	239	19.222	183	
3	**1:56.318**	54.966	**224**	**42.918**	**241**	18.434	187		18	2:00.693	56.444	222	44.847	238	19.402	183	
4	1:57.130	55.170	224	43.252	239	18.708	187		19	2:02.071	57.253	220	45.212	237	19.606	183	
5	1:56.390	**54.912**	223	42.938	240	18.540	187		20	2:13.349	59.123	220	47.484	238	26.742	48	
6	2:06.494	57.329	220	43.890	239	25.275	49		21	9:36.852	8:32.440	219	45.124	236	19.288	183	
7	7:59.577	6:57.360	221	43.458	237	18.759	186		22	2:00.584	56.613	221	44.663	237	19.308	183	
8	1:57.028	55.387	221	43.105	239	18.536	186		23	2:00.232	56.416	221	44.721	237	19.095	184	
9	1:57.854	55.925	219	43.264	239	18.665	186		24	2:00.048	56.340	221	44.652	238	19.056	184	
10	2:03.326	55.394	223	43.108	239	24.824	49		25	2:09.134	56.780	223	45.584	235	26.770	49	
11	6:43.447	5:39.784	210	43.644	239	20.019	187		26	3:43.710	2:39.432	222	45.059	238	19.219	184	
12	1:57.570	55.682	222	43.254	240	18.634	187		27	2:00.531	56.365	221	44.834	238	19.332	185	
13	1:57.282	55.426	223	43.257	240	18.599	185		28	1:59.714	56.013	221	44.732	237	18.969	184	
14	2:04.128	55.592	222	43.337	240	25.199	48		29	2:00.142	56.156	222	44.888	240	19.098	184	
15	5:15.048	4:09.676	219	46.087	237	19.285	181										

35 Atoev, RUS / Korneev, RUS — theoretical besttime: 1:56.928

Lap	Time	SE1	SP1	SE2	SP2	SE3	SP3	TSP	Lap	Time	SE1	SP1	SE2	SP2	SE3	SP3	TSP
1	3:04.466	2:00.565	220	44.660	234	19.241	184		18	1:57.934	55.955	223	43.330	237	18.649	187	
2	1:59.120	56.248	222	43.783	235	19.089	186		19	1:57.659	55.651	223	43.316	238	18.692	186	
3	1:59.510	56.454	221	44.142	235	18.914	186		20	2:01.345	55.969	222	44.106	169	21.270	186	
4	1:58.568	56.009	223	43.668	236	18.891	186		21	1:57.767	55.675	223	43.436	237	18.656	186	
5	1:58.276	55.877	223	43.517	235	18.882	186		22	1:57.331	55.585	222	43.160	237	18.586	186	
6	1:58.175	55.879	223	43.481	236	18.815	186		23	1:57.259	55.501	221	43.183	238	18.575	187	
7	2:14.220	58.862	184	48.498	230	26.860	48		24	1:57.176	55.422	222	43.159	237	18.595	187	
8	8:22.603	7:19.743	219	43.859	234	19.001	187		25	2:07.438	55.653	224	43.217	238	28.568	49	
9	1:58.229	55.799	221	43.729	234	18.701	187		26	6:17.027	5:14.488	220	43.620	235	18.919	185	
10	1:58.179	55.871	221	43.603	236	18.705	187		27	1:58.190	55.775	222	43.607	235	18.808	186	
11	1:59.690	55.448	222	44.805	229	19.437	186		28	1:57.646	55.783	221	43.227	237	18.636	186	
12	1:57.115	55.555	223	43.035	236	**18.525**	187		29	2:05.466	55.710	222	43.479	237	26.277	49	
13	1:57.273	**55.388**	222	43.169	236	18.716	187		30	3:55.202	2:52.553	221	43.745	236	18.904	187	
14	2:14.370	59.743	221	47.047	219	27.580	49		31	1:58.210	55.931	224	43.563	235	18.716	187	
15	3:53.633	2:49.776	221	44.539	234	19.318	185		32	1:57.739	55.737	222	43.347	235	18.655	185	
16	1:59.118	56.419	221	43.727	237	18.972	186		33	**1:57.054**	55.495	222	**43.015**	**236**	18.544	186	
17	1:58.299	56.128	220	43.415	237	18.756	185										

37 Moraes, BRA / Dupont, BEL — theoretical besttime: 1:57.513

Lap	Time	SE1	SP1	SE2	SP2	SE3	SP3	TSP	Lap	Time	SE1	SP1	SE2	SP2	SE3	SP3	TSP
1	2:23.229	1:16.457	227	46.292	177	20.480	191		15	1:58.804	56.210	228	43.737	248	18.857	193	
2	1:58.773	56.274	218	43.706	245	18.793	192		16	2:06.117	56.245	230	43.851	247	26.021	49	
3	**1:57.664**	55.774	229	**43.226**	246	18.664	193		17	8:13.290	7:09.928	224	44.322	244	19.040	193	
4	2:05.742	**55.713**	229	43.354	245	26.675	49		18	1:59.276	56.388	228	43.985	246	18.903	194	
5	6:04.443	5:02.023	227	43.669	244	18.751	191		19	1:59.527	56.453	226	43.932	247	19.142	193	
6	2:04.408	55.891	230	43.418	246	25.099	49		20	1:58.966	56.159	229	43.860	247	18.947	194	
7	5:17.384	4:15.281	229	43.268	245	18.835	192		21	1:58.652	56.433	229	43.429	249	18.790	194	
8	1:58.298	56.031	229	43.411	246	18.856	192		22	1:58.788	56.271	225	43.611	247	18.906	194	
9	2:06.598	55.931	230	43.353	244	27.314	49		23	2:06.197	56.376	227	43.911	247	25.910	49	
10	6:38.086	5:33.379	226	45.447	227	19.260	193		24	6:09.951	5:07.317	228	43.787	246	18.847	191	

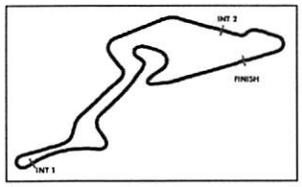

Blancpain GT Series Sprint Cup

Sector List Free Practice 2

Provisional

Nürburgring, Length: 5137m
Air temperature: 18.92°C
Track temperature: 21.02°C
Weather condition: Dry

Friday, September 14, 2018 14:35:00

Lap	Time	SE1	SP1	SE2	SP2	SE3	SP3	TSP	Lap	Time	SE1	SP1	SE2	SP2	SE3	SP3	TSP
11	1:59.132	56.377	230	43.902	246	18.853	194		25	1:57.867	55.859	231	43.333	248	18.675	192	
12	1:59.351	56.422	228	44.091	246	18.838	193		26	1:57.872	56.024	230	43.274	247	**18.574**	**195**	
13	1:58.245	55.845	229	43.665	246	18.735	193		27	1:57.996	55.925	231	43.345	247	18.726	194	
14	1:58.688	55.846	225	43.928	248	18.914	193		28	2:16.790	56.216	232	49.802	184	30.772	49	

39 Bhirombhakdi, THA / Van Dam, NLD

theoretical besttime: 1:55.745

Lap	Time	SE1	SP1	SE2	SP2	SE3	SP3	TSP	Lap	Time	SE1	SP1	SE2	SP2	SE3	SP3	TSP
1	2:27.186	1:20.613	222	45.502	238	21.071	188		19	1:59.114	56.116	224	43.933	240	19.065	189	
2	1:57.291	55.217	226	43.419	240	18.655	189		20	2:11.166	56.460	223	46.025	227	28.681	45	
3	1:57.301	55.341	225	43.245	241	18.715	188		21	7:26.672	6:23.780	225	43.963	240	18.929	187	
4	1:56.665	55.228	225	42.972	242	18.465	189		22	1:58.225	55.704	224	43.656	239	18.865	189	
5	1:57.549	55.261	225	43.528	242	18.760	190		23	1:57.720	55.533	225	43.383	241	18.804	188	
6	1:56.490	54.967	226	43.058	241	18.465	190		24	1:58.085	55.750	225	43.501	240	18.834	189	
7	1:57.419	55.581	225	43.314	242	18.524	188		25	2:03.526	55.458	225	43.797	240	24.271	49	
8	2:02.526	55.427	225	43.224	**243**	23.875	49		26	2:42.528	1:41.051	224	43.071	242	18.406	189	
9	4:08.677	3:05.710	225	43.791	241	19.176	188		27	1:56.094	**54.850**	**225**	42.738	242	18.506	189	
10	1:59.208	56.153	226	44.109	241	18.946	188		28	**1:55.770**	54.875	225	**42.579**	**241**	**18.316**	**191**	
11	1:59.937	56.326	223	44.252	241	19.359	189		29	2:03.085	55.070	224	43.515	241	24.500	49	
12	1:59.140	55.965	225	44.046	239	19.129	189		30	5:15.761	4:12.895	225	44.079	238	18.787	189	
13	1:59.145	56.582	225	43.698	240	18.865	189		31	1:57.651	55.567	225	43.403	241	18.681	188	
14	1:57.928	55.636	**227**	43.481	240	18.811	189		32	1:57.434	55.544	225	43.194	241	18.696	189	
15	1:58.372	55.916	225	43.692	240	18.764	190		33	1:57.205	55.275	226	43.327	240	18.603	189	
16	1:58.268	55.704	226	43.675	241	18.889	189		34	1:57.046	55.262	226	43.212	240	18.572	188	
17	1:58.609	55.903	225	43.749	240	18.957	190		35	2:03.797	55.597	224	43.580	238	24.620	48	
18	1:59.222	56.293	225	43.832	238	19.097	189										

55 Schothorst, NLD / Kaffer, DEU

theoretical besttime: 1:56.925

Lap	Time	SE1	SP1	SE2	SP2	SE3	SP3	TSP	Lap	Time	SE1	SP1	SE2	SP2	SE3	SP3	TSP
1	2:20.177	1:16.036	220	44.367	237	19.774	185		15	5:35.222	4:28.341	219	47.212	201	19.669	184	
2	1:58.749	56.276	**223**	43.600	240	18.873	186		16	1:58.394	55.908	220	43.550	238	18.936	185	
3	1:58.277	55.923	223	43.555	240	18.799	186		17	1:58.592	56.235	221	43.504	239	18.853	184	
4	2:05.096	55.881	223	43.716	240	25.499	48		18	1:58.473	56.017	220	43.593	238	18.863	184	
5	5:04.971	4:02.356	222	43.807	238	18.808	185		19	1:58.811	55.971	222	43.875	240	18.965	185	
6	1:58.354	55.979	222	43.566	239	18.809	186		20	1:58.518	56.270	221	43.383	239	18.865	185	
7	1:58.579	55.740	223	43.462	240	19.377	186		21	1:58.184	55.952	221	43.331	238	18.901	184	
8	2:04.896	56.342	222	43.844	240	24.710	48		22	1:58.366	55.929	222	43.654	239	18.783	185	
9	3:06.106	2:03.795	221	43.371	240	18.940	**187**		23	2:06.298	56.308	221	43.935	238	26.055	48	
10	1:57.362	55.419	222	43.187	240	18.756	187		24	11:30.584	10:14.082	136	54.722	190	21.780	179	
11	1:57.034	**55.325**	222	43.068	240	18.641	185		25	2:15.004	1:05.363	118	48.220	210	21.421	184	
12	1:57.600	55.746	223	43.172	240	18.682	185		26	2:06.033	59.042	210	46.409	236	20.582	184	
13	**1:57.009**	55.409	223	**43.035**	**241**	**18.565**	186		27	2:17.176	58.213	176	46.614	198	32.349	48	
14	2:04.121	55.707	223	43.378	240	25.036	48										

63 Bortolotti, ITA / Engelhart, DEU

theoretical besttime: 1:55.705

Lap	Time	SE1	SP1	SE2	SP2	SE3	SP3	TSP	Lap	Time	SE1	SP1	SE2	SP2	SE3	SP3	TSP
1	4:39.657	3:36.903	221	43.939	237	18.815	187		17	1:57.646	55.414	222	43.625	240	18.607	186	
2	1:58.028	55.603	224	43.591	239	18.834	186		18	1:57.332	55.468	224	43.281	240	18.583	187	
3	1:57.136	55.299	224	43.246	241	18.591	187		19	1:56.809	55.349	224	42.989	241	18.471	186	
4	1:58.285	55.547	224	43.824	240	18.914	187		20	1:56.900	55.305	224	43.133	240	18.462	186	
5	1:57.060	55.228	**225**	43.266	239	18.566	188		21	1:56.806	55.242	223	43.091	240	18.473	186	
6	1:57.012	55.286	225	42.974	240	18.752	**189**		22	1:57.057	55.282	223	43.343	241	18.432	188	
7	2:02.730	55.365	225	43.549	239	23.816	49		23	2:02.501	55.202	223	43.316	240	23.983	49	
8	6:46.691	5:44.484	221	43.550	237	18.657	187		24	3:40.748	2:38.538	223	43.609	240	18.601	188	
9	1:56.180	55.050	224	42.679	239	18.451	187		25	1:57.306	55.475	223	43.279	239	18.552	187	
10	1:56.121	54.814	224	42.835	239	18.472	189		26	2:00.739	55.598	224	44.250	173	20.891	188	
11	**1:55.705**	**54.720**	224	**42.635**	240	**18.350**	188		27	1:57.385	55.199	223	43.488	242	18.698	187	
12	2:00.558	54.769	224	46.832	228	18.957	188		28	1:57.104	55.406	224	43.199	239	18.499	187	
13	1:56.613	54.963	224	43.155	240	18.495	188		29	2:03.077	55.522	223	43.522	238	24.033	49	
14	2:03.566	54.902	223	43.067	**242**	25.597	49		30	2:53.352	1:44.746	219	44.523	238	24.083	49	
15	4:52.942	3:50.879	220	43.319	240	18.744	187		31	2:56.657	1:45.235	189	47.033	234	24.389	49	
16	1:57.811	55.597	222	43.117	240	19.097	187										

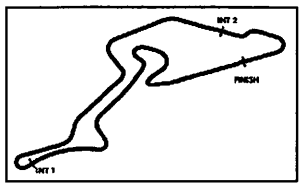

Blancpain GT Series Sprint Cup

Sector List Free Practice 2

Provisional

Nürburgring, Length: 5137m
Air temperature: 18.92°C
Track temperature: 21.02°C
Weather condition: Dry

Friday, September 14, 2018 14:35:00

66 Schothorst, NLD / van der Linde, ZAF — theoretical besttime: 1:56.199

Lap	Time	SE1	SP1	SE2	SP2	SE3	SP3	TSP	Lap	Time	SE1	SP1	SE2	SP2	SE3	SP3	TSP
1	2:17.101	1:08.187	220	44.137	181	24.777	187		17	1:57.997	55.865	221	43.486	239	18.646	186	
2	1:57.724	55.667	223	43.390	240	18.667	186		18	1:57.849	55.783	222	43.372	240	18.694	186	
3	1:57.227	55.453	**223**	43.268	240	18.506	186		19	1:57.752	55.758	221	43.375	239	18.619	185	
4	1:57.813	55.571	223	43.520	240	18.722	186		20	1:57.830	55.774	222	43.464	238	18.592	186	
5	2:06.169	55.592	223	43.505	240	27.072	48		21	2:04.764	55.724	223	43.909	240	25.131	48	
6	6:02.099	4:55.656	203	45.880	234	20.563	187		22	2:54.352	1:51.595	219	43.870	240	18.887	186	
7	**1:56.232**	55.048	222	42.831	239	**18.353**	186		23	1:57.940	55.634	223	43.562	240	18.744	187	
8	2:01.175	55.097	223	42.874	**241**	23.204	**188**		24	1:57.495	55.563	222	43.374	241	18.558	186	
9	1:56.453	55.137	223	**42.812**	240	18.504	185		25	1:57.071	55.460	223	43.139	240	18.472	186	
10	2:03.078	**55.034**	223	42.896	240	25.148	48		26	1:57.438	55.461	223	43.400	240	18.577	187	
11	4:45.365	3:43.325	222	43.486	238	18.554	185		27	2:03.138	55.551	223	43.207	240	24.380	48	
12	1:57.231	55.548	223	43.150	239	18.533	186		28	6:02.822	5:00.718	221	43.488	237	18.616	186	
13	1:57.222	55.334	222	43.271	239	18.617	186		29	1:57.336	55.574	222	43.189	240	18.573	185	
14	1:57.454	55.865	222	43.171	239	18.418	187		30	1:57.079	55.405	223	43.131	238	18.543	186	
15	2:02.955	55.636	222	43.215	241	24.104	48		31	2:14.683	1:04.336	215	45.698	237	24.649	48	
16	7:25.272	6:23.028	219	43.730	238	18.514	185										

87 Jamin, FRA / Christodoulou, GBR — theoretical besttime: 1:55.970

Lap	Time	SE1	SP1	SE2	SP2	SE3	SP3	TSP	Lap	Time	SE1	SP1	SE2	SP2	SE3	SP3	TSP
1	2:20.333	1:12.764	164	45.425	191	22.144	174		17	2:01.857	55.185	223	42.885	238	23.787	48	
2	2:03.388	58.500	184	45.269	235	19.619	184		18	9:19.594	8:17.620	220	43.216	235	18.758	186	
3	2:00.718	57.474	205	44.106	235	19.138	186		19	1:57.832	55.658	222	43.553	235	18.621	186	
4	2:13.154	1:00.524	177	45.380	208	27.250	48		20	1:57.210	55.513	221	43.139	236	18.558	186	
5	3:22.931	2:19.907	222	44.153	234	18.871	186		21	1:56.750	55.292	220	42.890	236	18.568	186	
6	1:57.863	55.837	222	43.461	236	18.565	185		22	1:59.746	55.295	222	45.314	196	19.137	188	
7	1:57.540	55.597	221	43.388	236	18.555	185		23	1:56.918	55.362	222	43.021	237	18.535	186	
8	1:57.414	55.665	223	43.216	236	18.533	186		24	2:02.674	55.493	222	42.932	237	24.249	49	
9	1:57.577	55.769	222	43.300	235	18.508	187		25	6:15.027	5:13.099	221	43.197	236	18.731	186	
10	1:57.427	55.608	222	43.294	236	18.525	186		26	1:57.623	55.663	223	43.277	236	18.683	187	
11	2:03.766	56.167	222	43.821	236	23.778	48		27	1:57.571	55.574	222	43.292	236	18.705	187	
12	4:20.222	3:15.366	157	46.181	235	18.675	187		28	2:02.671	55.490	223	43.199	237	23.982	49	
13	1:56.588	55.178	223	42.961	236	18.449	**188**		29	3:35.943	2:34.193	222	43.182	237	18.568	187	
14	1:56.479	55.223	223	42.952	236	18.304	188		30	1:57.112	55.548	223	42.994	236	18.570	187	
15	1:56.085	**54.943**	222	42.871	237	**18.271**	188		31	1:56.948	55.367	223	43.022	236	18.559	187	
16	**1:56.042**	54.986	**223**	**42.756**	**238**	18.300	187		32	1:56.943	55.269	223	43.101	237	18.573	187	

88 Meadows, GBR / Marciello, ITA — theoretical besttime: 1:55.437

Lap	Time	SE1	SP1	SE2	SP2	SE3	SP3	TSP	Lap	Time	SE1	SP1	SE2	SP2	SE3	SP3	TSP
1	2:58.187	1:53.376	221	43.734	233	21.077	188		16	7:24.202	6:22.234	220	43.370	237	18.598	187	
2	1:56.874	55.442	224	42.952	237	18.480	188		17	2:00.695	56.102	220	45.890	237	18.703	187	
3	2:06.216	55.283	224	45.025	235	25.908	48		18	2:09.514	55.859	223	54.953	238	18.702	187	
4	4:49.901	3:45.140	223	45.560	229	19.201	188		19	1:57.423	55.685	223	43.155	238	18.583	187	
5	1:56.019	55.336	224	42.338	238	**18.345**	188		20	1:57.061	55.514	222	43.052	238	18.495	188	
6	**1:55.529**	**54.793**	224	**42.299**	**239**	18.437	187		21	2:03.726	55.662	224	43.264	238	24.800	49	
7	1:55.626	54.882	**225**	42.399	238	18.345	188		22	5:33.405	4:30.424	221	44.092	237	18.889	187	
8	1:55.695	54.800	224	42.349	237	18.546	188		23	1:57.834	55.816	223	43.431	238	18.587	187	
9	2:01.693	55.136	224	42.465	238	24.092	49		24	1:57.113	55.392	223	43.012	238	18.709	188	
10	6:15.121	5:12.894	221	43.496	236	18.731	187		25	2:02.816	55.552	224	42.990	237	24.274	48	
11	1:57.345	55.761	223	43.038	238	18.546	188		26	2:50.361	1:41.004	221	43.422	236	25.935	49	
12	1:57.013	55.623	223	42.931	237	18.459	**189**		27	2:46.326	1:38.725	223	43.291	238	24.310	48	
13	1:57.496	55.767	223	43.117	238	18.612	188		28	2:50.337	1:40.223	223	45.247	237	24.867	49	
14	1:57.379	55.707	224	43.190	239	18.482	187		29	2:47.654	1:40.729	224	43.093	237	23.832	48	
15	2:04.515	55.999	221	43.739	237	24.777	49		30	2:46.976	1:39.078	222	43.641	236	24.257	49	

90 Bastian, DEU / Manchester, GBR — theoretical besttime: 1:56.003

Lap	Time	SE1	SP1	SE2	SP2	SE3	SP3	TSP	Lap	Time	SE1	SP1	SE2	SP2	SE3	SP3	TSP
1	2:28.625	1:21.043	151	47.293	234	20.289	186		18	2:06.825	56.489	220	44.872	235	25.464	49	
2	2:01.468	57.973	193	44.739	233	18.756	186		19	7:25.520	6:21.788	219	44.528	233	19.204	184	
3	1:57.890	55.721	223	43.542	235	18.627	186		20	2:00.189	56.785	220	44.239	234	19.165	185	
4	1:57.746	55.895	223	43.199	236	18.652	186		21	1:59.280	56.425	220	43.872	234	18.983	186	
5	1:57.041	55.400	223	43.084	236	18.557	187		22	2:08.685	57.616	219	46.122	229	24.947	49	
6	2:02.805	55.767	223	43.295	236	23.743	48		23	4:30.050	3:27.588	220	43.743	235	18.719	186	
7	2:51.760	1:47.672	210	44.853	190	19.235	187		24	1:58.022	55.950	223	43.322	236	18.750	188	
8	**1:56.006**	**54.971**	**224**	42.715	236	**18.320**	187		25	2:02.484	55.613	223	43.262	236	23.609	48	
9	1:56.993	55.124	224	42.819	237	19.050	187		26	3:27.775	2:26.150	223	43.022	237	18.603	188	

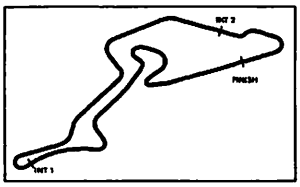

Blancpain GT Series Sprint Cup

Sector List Free Practice 2

Provisional

Nürburgring, Length: 5137m
Air temperature: 18.92°C
Track temperature: 21.02°C
Weather condition: Dry

Friday, September 14, 2018 14:35:00

Lap	Time	SE1	SP1	SE2	SP2	SE3	SP3	TSP	Lap	Time	SE1	SP1	SE2	SP2	SE3	SP3	TSP
10	1:56.261	55.220	224	**42.712**	236	18.329	187		27	1:56.827	55.255	224	43.034	237	18.538	187	
11	2:02.778	55.346	222	43.372	235	24.060	48		28	2:02.570	55.460	222	43.007	236	24.103	48	
12	4:10.062	3:03.815	191	46.445	227	19.802	185		29	2:49.517	1:46.018	222	44.075	236	19.424	185	
13	2:00.882	56.878	221	44.665	234	19.339	186		30	2:00.219	56.631	222	44.170	236	19.418	186	
14	2:00.672	56.772	221	44.448	235	19.452	186		31	2:00.224	56.763	222	44.150	236	19.311	186	
15	1:59.438	56.182	221	44.221	235	19.035	187		32	2:00.012	56.464	223	44.287	235	19.261	186	
16	1:59.872	56.446	220	44.104	235	19.322	186		33	2:05.297	1:00.036	157	45.909	233	19.352	187	
17	1:59.222	56.338	221	43.822	235	19.062	186		34	2:13.003	56.463	221	47.340	217	29.200	49	

114 Siedler, AUT / Palttala, FIN — **theoretical besttime: 1:56.109**

1	2:19.388	1:09.969	222	46.659	179	22.760	185		15	2:06.518	56.442	224	44.142	179	25.934	48	
2	1:57.964	56.024	224	43.233	241	18.707	188		16	14:18.054	13:12.908	223	45.147	180	19.999	186	
3	2:02.949	55.622	225	43.029	243	24.298	49		17	1:58.539	56.367	224	43.385	242	18.787	186	
4	6:54.748	5:52.627	221	43.299	241	18.822	**189**		18	1:57.926	56.039	224	43.192	242	18.695	187	
5	**1:56.322**	55.349	224	**42.573**	243	**18.400**	188		19	1:57.763	55.998	224	43.181	243	18.584	189	
6	1:56.354	**55.136**	**225**	42.675	243	18.543	188		20	1:57.112	55.548	223	43.110	243	18.454	187	
7	1:56.353	55.166	225	42.614	**244**	18.573	188		21	1:57.371	55.806	225	43.049	243	18.516	188	
8	2:05.257	56.294	225	44.057	241	24.906	49		22	2:05.971	56.195	225	44.918	182	24.858	49	
9	6:57.837	5:55.691	224	43.464	242	18.682	187		23	6:14.858	5:12.754	224	43.388	242	18.716	187	
10	1:57.527	56.019	224	42.883	242	18.625	187		24	1:57.507	55.959	225	42.992	243	18.556	186	
11	1:57.427	56.013	224	42.815	242	18.599	188		25	1:57.318	55.765	225	43.052	242	18.501	188	
12	1:57.252	55.358	225	43.268	243	18.626	188		26	1:57.367	55.696	225	42.983	243	18.688	187	
13	1:57.134	55.367	225	43.140	242	18.627	187		27	1:57.677	55.817	225	43.044	242	18.816	188	
14	1:57.165	55.568	225	43.065	243	18.532	187										

333 Salikhov, RUS / Perel, ZAF — **theoretical besttime: 1:56.455**

1	2:53.894	1:48.613	219	45.559	236	19.722	185		18	3:42.396	2:38.678	223	44.403	240	19.315	186	
2	2:02.739	57.413	219	45.100	193	20.226	187		19	1:59.409	56.563	224	43.937	240	18.909	187	
3	2:00.203	56.263	223	44.671	238	19.269	186		20	1:59.073	56.432	224	43.796	241	18.845	186	
4	2:00.073	56.637	223	44.326	238	19.110	186		21	1:58.966	56.171	224	43.755	242	19.040	187	
5	1:59.919	56.486	224	44.270	240	19.163	188		22	2:05.033	56.086	225	44.085	241	24.862	48	
6	2:06.910	56.558	224	44.481	238	25.871	49		23	3:38.484	2:36.439	224	43.431	242	18.614	189	
7	3:16.718	2:12.827	223	44.706	239	19.185	187		24	1:56.780	**55.118**	**225**	43.138	240	18.524	188	
8	1:59.664	56.284	224	44.389	238	18.991	185		25	1:57.335	55.196	224	**42.830**	**242**	19.309	189	
9	1:59.661	56.415	222	44.162	239	19.084	188		26	1:56.777	55.264	225	42.956	243	18.557	189	
10	1:59.932	56.493	223	44.351	240	19.088	187		27	2:02.780	55.284	225	43.001	245	24.495	49	
11	2:06.966	56.521	223	44.358	238	26.087	49		28	8:50.667	7:48.291	224	43.630	240	18.746	188	
12	5:11.262	4:08.063	220	44.275	241	18.924	188		29	1:59.586	55.536	225	43.125	241	20.925	189	
13	1:59.317	56.164	225	44.054	241	19.099	188		30	2:03.992	55.460	226	43.402	160	25.130	189	
14	1:59.995	56.105	222	44.840	241	19.050	188		31	1:57.042	55.330	226	43.099	240	18.613	189	
15	1:59.619	56.687	223	44.062	241	18.870	187		32	**1:56.680**	55.228	225	42.945	241	**18.507**	**190**	
16	1:59.468	56.628	225	44.014	241	18.826	187		33	1:57.181	55.317	225	43.270	241	18.594	188	
17	2:07.001	56.316	223	44.144	241	26.541	49										