

# TEAM MANAGERS' BRIEFING

JB  
1735  
**BLANCPAIN**

The logo features a stylized lightning bolt in light blue that strikes from the top right towards the bottom left. On the right side, there is a white speedometer with a red needle pointing towards the top. The number '12' is written in red on the speedometer's scale. The brand name 'BLANCPAIN' is written in a white, serif font across the center, with 'JB 1735' above it.

**GT** SERIES

SAFETY



**SEAT**   
S E A N E D W A R D S T E S T

SAFETY EDUCATION TRAINING

*For all new driver*

# OFFICIAL MAILING LIST



Change of address or new addresses please  
contact

Murielle the secretary in charge of  
communications at

[sporting@sro-motorsports.com](mailto:sporting@sro-motorsports.com)

# TEAM MASSAGING App

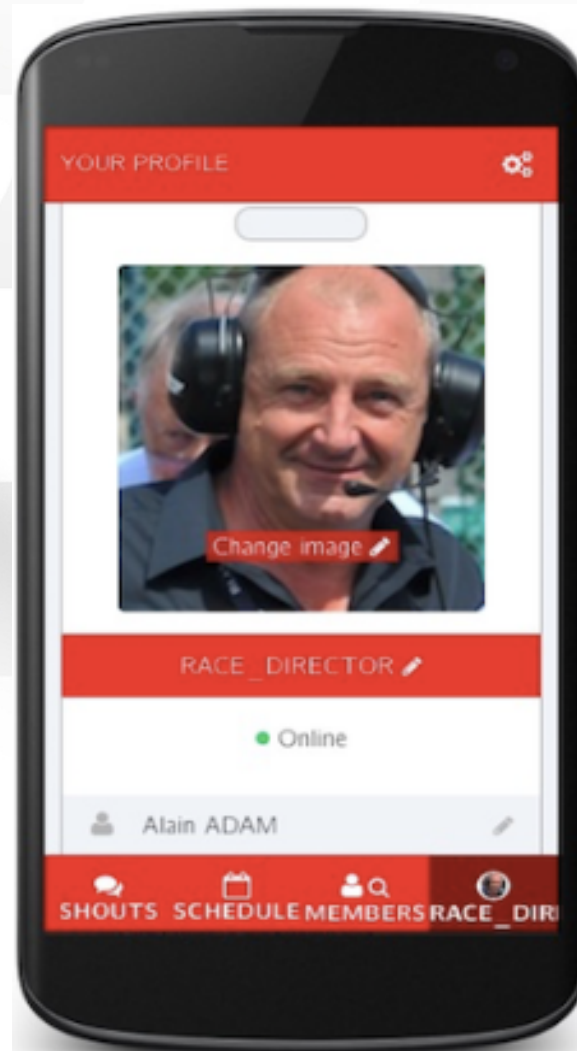
<http://blancpain-gt-series.minsh.com/launch.html>

Summons

Requests

Incident  
reports

Decisions...



Only everybody  
messages during  
the sessions.

Do not forget to  
record your car  
number



# RACE DIRECTOR RADIO



Channel 7

468.1875 / 458.1875

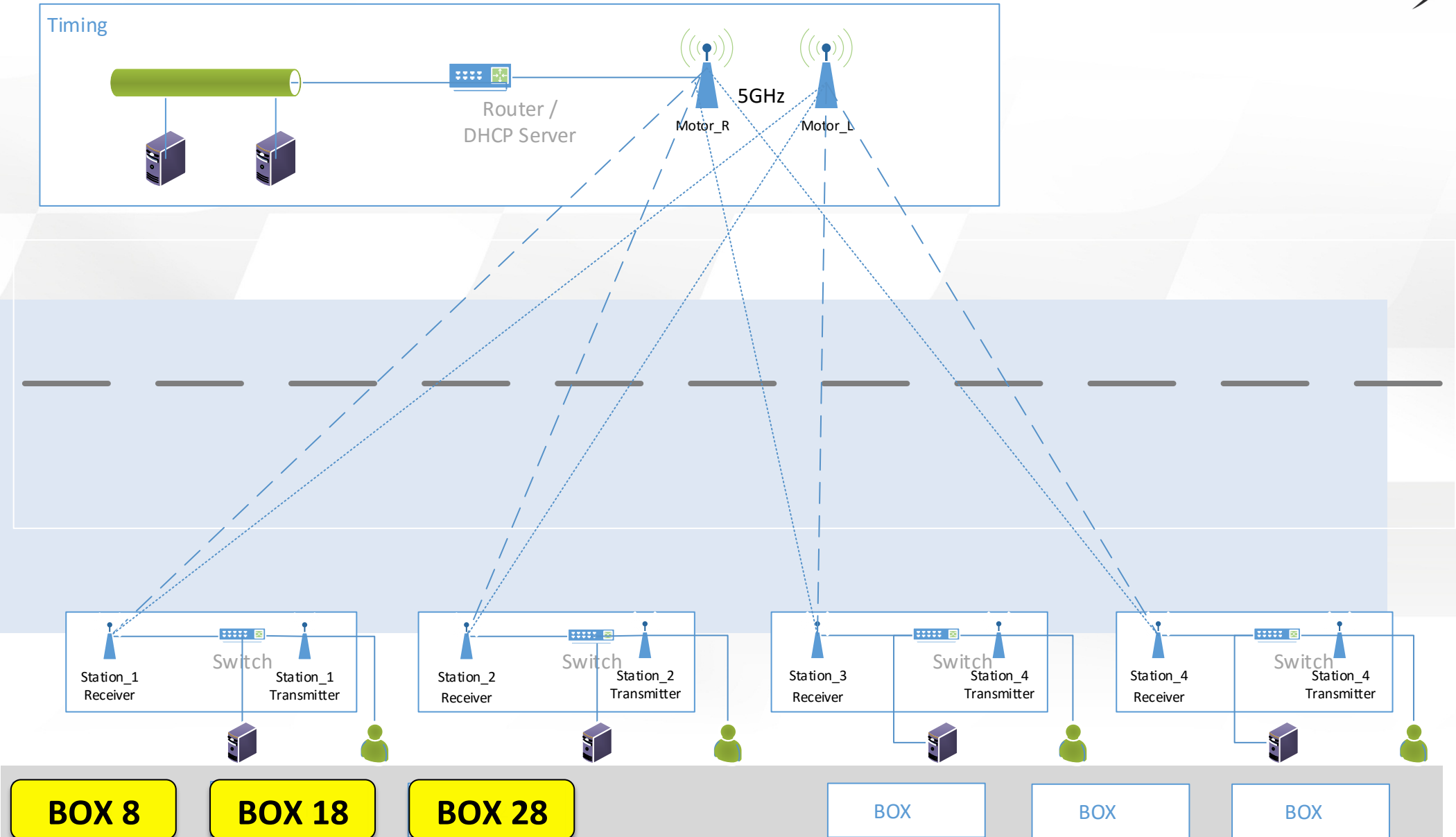
TEST 10' before each session



Answer "ok" on the team messaging

In case of issue contact the Pit Lane manager - Ghislain for a radio check





# Alcohol and doping

1. Alcohol tolerance is 0
2. Check 3 hours > session < 30' after
3. Be aware of the Anti-doping regulations
4. Check the FIA web site
5. Medication – check with the chief Med officer

# GENERAL INFORMATION

- Last sporting note: 9
- No cars in the pit lane - Q & R of other Series
- Incidents ≠ categories, ↗ PRO Cat deemed at fault.
- Flashing head lights Max 3 x between 2 corners
- Wheels (warm) to the grid - before pit lane closes
- Pit gantry cameras recording during pit stops
- PENALTY BOX In front of your pit garage
- RD Office: N°7                      Stewards: N° after RC

# Art 66 and 120 Pit Stop



Must have one hand on the steering wheel at all times.

May unplug the radio or disconnect the drinks bottle and other such items,

Should keep watching the road ahead while doing any of these things.

May loosen the belts - must remain in contact with the driver (still be properly restrained-ISC app L chap III art 4).

Driver must be securely fastened before the car leaves the team's working area

The driver may adjust the belts leaving his pit.



# Tyres MUST be flat



# Art 61 Driver ID



The driver ID must not be changed before the car is stationary,  
But must be correctly changed before the car crosses the pit exit loop.

# Art 144

Cars must move from their working area to the fast lane prior to exit the pit lane  
Cars must pass across the pit lane exit loop.



# FAST LANE OPEN



- Max 5' before session.
- On the timing monitors and RD radio
- Cars allowed to Pit Exit
- Not for the race
- In case of Red flag, stop in front of your pit garage

# SD CARDS

At the end of each races safety cards will be collected in Parc-Fermé

But the pit gantry camera must be brought by the team to the pit lane manager to scrutineering garage



# START OF ALL SESSIONS 45°



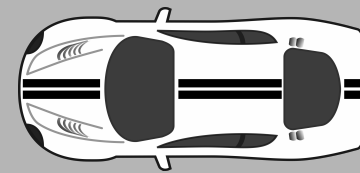

FAST LANE

WORKING LANE

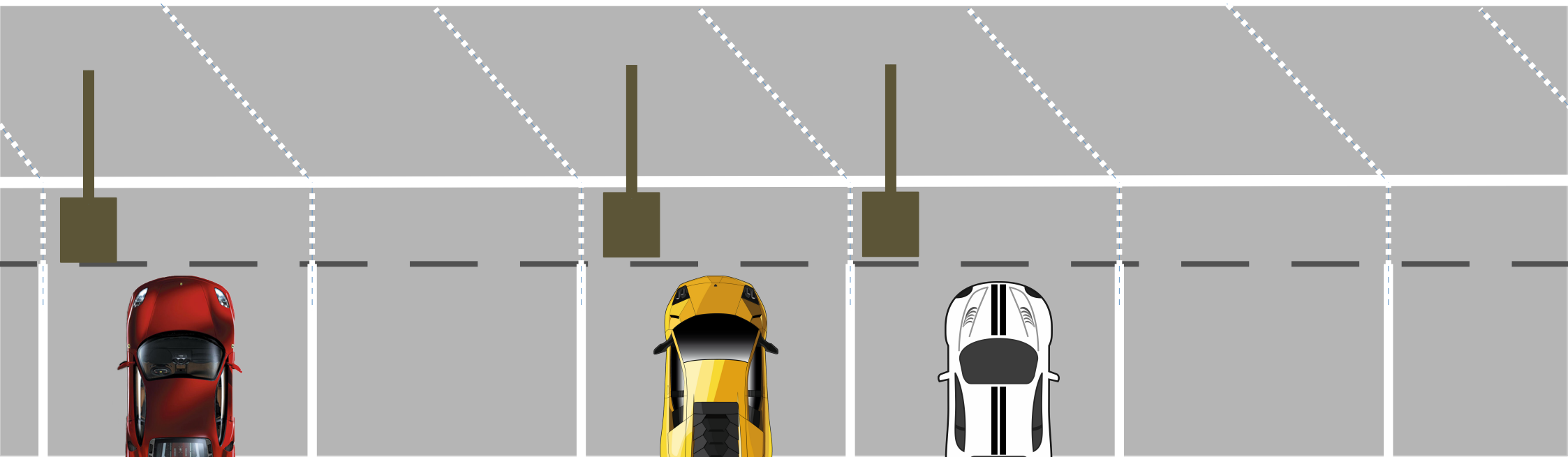
GARAGES



# PIT STOP AND RACE



# OTHER WORKS







MEDICAL CENTRE



# INCIDENT REPORT RAPPORT D'INCIDENT

---



Event:

Team:

Car number:

Driver:

Car(s) involved:

Time of the incident:

Lap:

Turn:

Description of the incident:

Plan of the incident:

Time – Heure :

Signature :

---

Race director's comments:

Sent to the stewards at:

---

To be handed by the entrant to the race director and/or the sporting director at the latest 30 minutes after the chequered flag. This report is not an official protest but purely information for the race director. This report can only be used for requests involving your team cars

A soumettre par le concurrent au directeur de course et/ou au directeur sportif au plus tard 30 minutes après le drapeau à damiers. Ce rapport n'est pas une réclamation officielle et est uniquement utilisé à



**REQUEST FORM**  
**FORMULAIRE DE DEMANDE**

---



Date:

Event:

Team:

Numéro de voiture - Start number:

Nom – Name :

Concerne - concerns :

Briefing  
Free practice / essais libres  
Qualifying / essais qualificatifs  
Race / Course

Demande – request :

Time – Heure :

Signature :

---

Race director's comments:

Sent to the stewards at:

---

This report can only be used for requests involving your team cars  
Ce rapport ne peut être utilisé que pour une demande impliquant une voiture de votre team



**FCY**

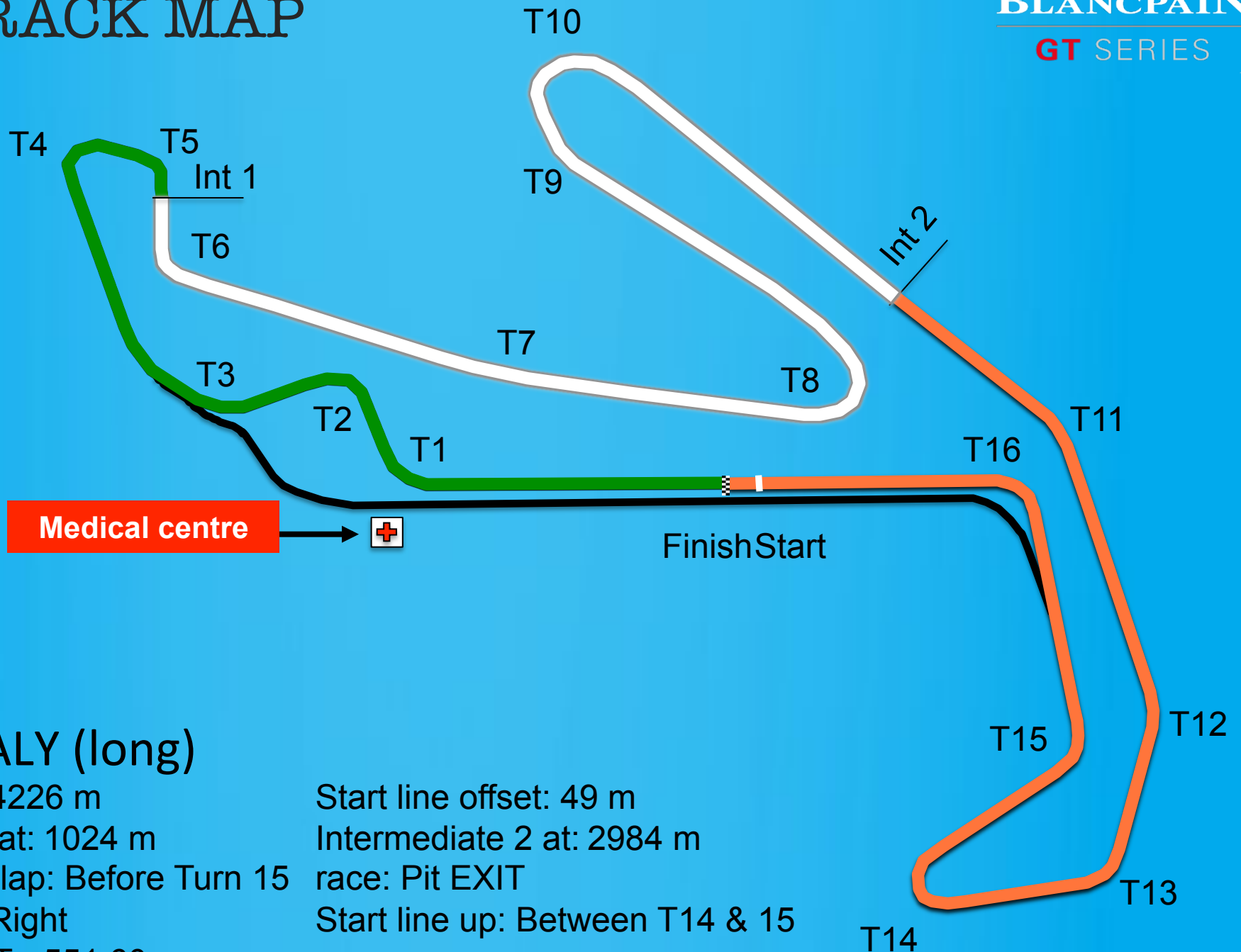
**SC**

- Speed 80 Km/Hr
- SC always preceded by FCY except during the 3<sup>1st</sup> laps
- SC get the leader during the FCY
- Countdown 20 seconds
  - At 10 sec **boards & lights – No overtaking**
  - At 0 sec **yellow flags & all cars at 80 Km/Hr**
  - RESTART in 10 seconds - 5, 4, 3, 2, 1 GREEN

# DRIVERS' BRIEFING



# TRACK MAP



## Misano ITALY (long)

Circuit length: 4226 m

Intermediate 1 at: 1024 m

SC position 1<sup>st</sup> lap: Before Turn 15

Pole Position: Right

Pit IN – Pit OUT: 551,60 m

Start line offset: 49 m

Intermediate 2 at: 2984 m

race: Pit EXIT

Start line up: Between T14 & 15



# LINES





# CONTROL and FINISH LINE





# LINES



CONTROL & FINISH LINE

START & RED LINE




START LINE

RED LINE



# SIGNALING AREA





# PIT LANE





# PIT ENTRY





# PIT LANE





# PIT ENTRY SPEED LIMIT



Parc-Fermé

After Q2 and races

# Art 66 and 120 Pit Stop



Must have one hand on the steering wheel at all times.

May unplug the radio or disconnect the drinks bottle and other such items,

Should keep watching the road ahead while doing any of these things.

May loosen the belts - must remain in contact with the driver (still be properly restrained-ISC app L chap III art 4).

Driver must be securely fastened before the car leaves the team's working area

The driver may adjust the belts leaving his pit.



# PIT LANE LIGHTS (REP)





# PIT LANE






# PIT EXIT SPEED LIMIT LINE



# PIT EXIT LINE





# Blue flag Pit Exit






# Blue flag T3

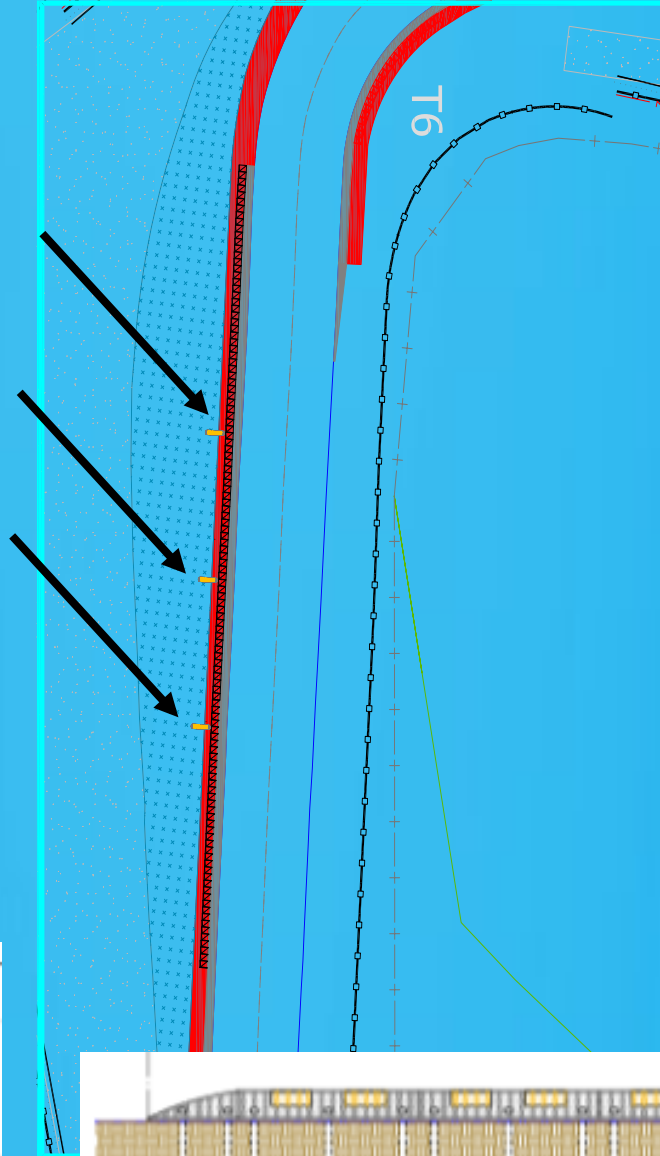


# TRACK LIMITS

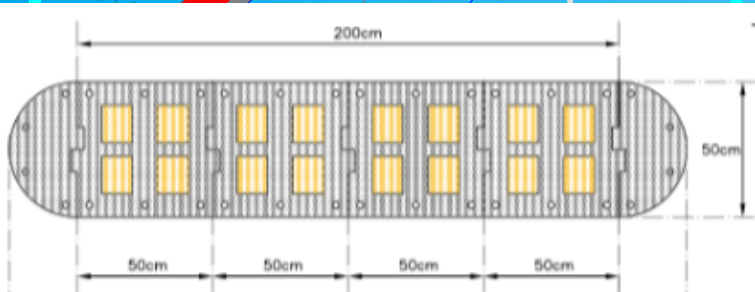

## T2



## T6



## T16





# TRACK LIMITS APEX T1





# TRACK LIMITS APEX T2





# TRACK LIMITS EXIT T6





# TRACK LIMITS APEX T15





# TRACK LIMITS APEX T16



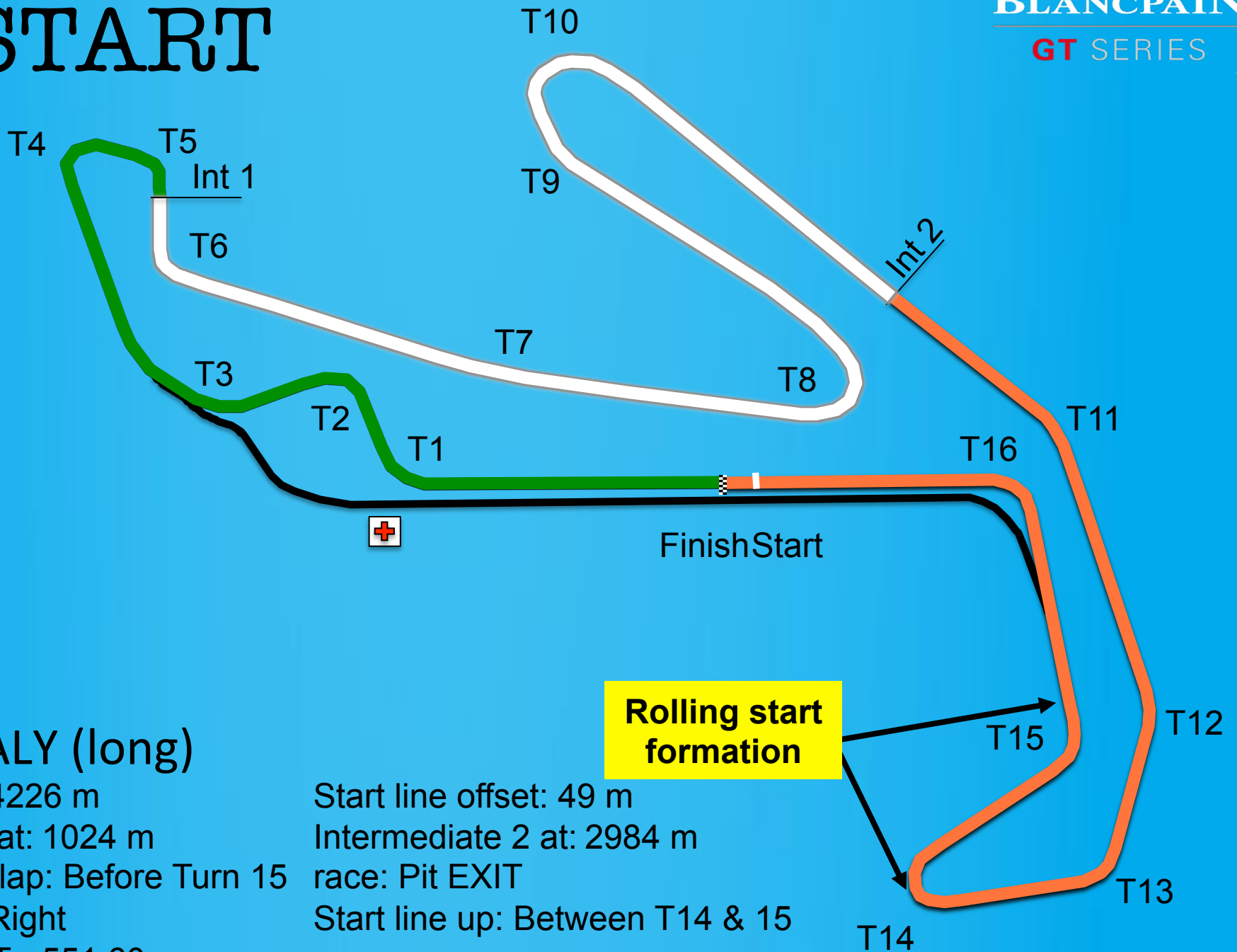


# TRACK LIMITS EXIT T16





# START

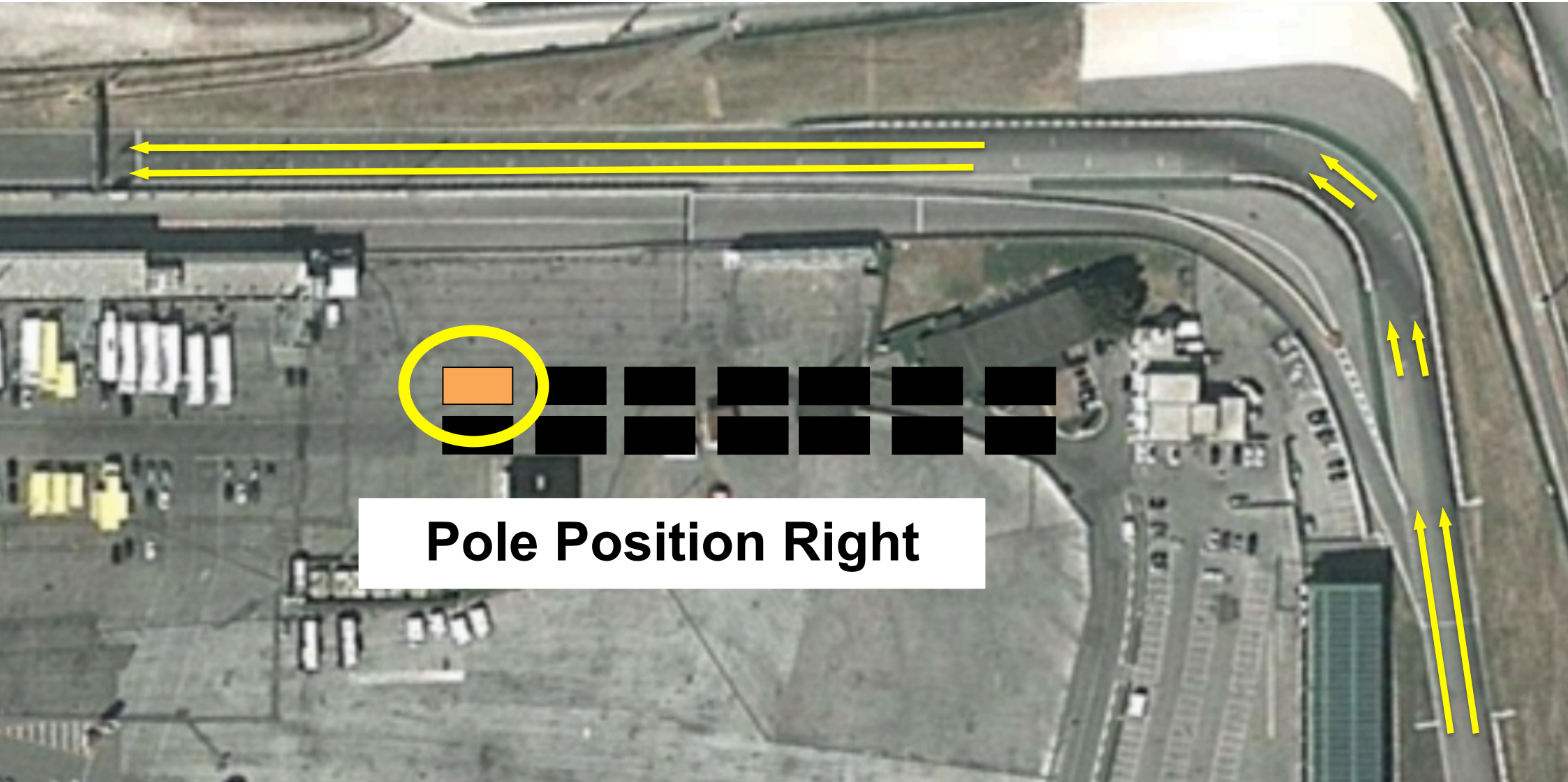


## Misano ITALY (long)

Circuit length: 4226 m  
 Intermediate 1 at: 1024 m  
 SC position 1<sup>st</sup> lap: Before Turn 15  
 Pole Position: Right  
 Pit IN – Pit OUT: 551,60 m

Start line offset: 49 m  
 Intermediate 2 at: 2984 m  
 race: Pit EXIT  
 Start line up: Between T14 & 15


# ROLLING START LINE UP



**Pole Position Right**



# ROLLING START






# START





# START

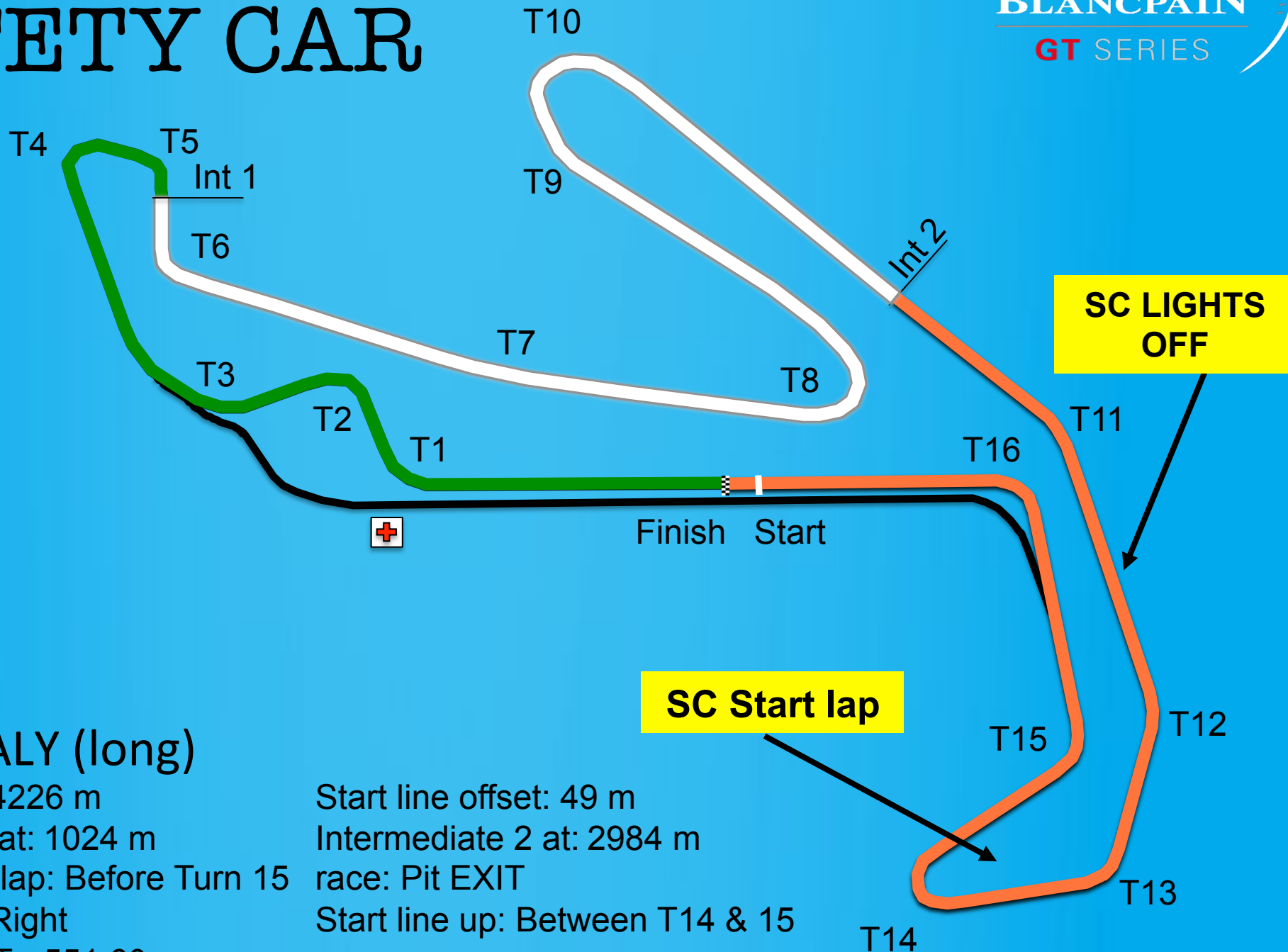


# START

Red lights remains ON  
Yellow flag @ all MP  
Pole man - tempo



# SAFETY CAR



## Misano ITALY (long)

Circuit length: 4226 m

Intermediate 1 at: 1024 m

SC position 1<sup>st</sup> lap: Before Turn 15

Pole Position: Right

Pit IN – Pit OUT: 551,60 m

Start line offset: 49 m

Intermediate 2 at: 2984 m

race: Pit EXIT

Start line up: Between T14 & 15



**FCY**

**SC**

- Speed 80 Km/Hr
- SC always preceded by FCY except during the 3<sup>1st</sup> laps
- SC get the leader during the FCY
- Countdown 20 seconds
  - At 10 sec **boards & lights – NO OVERTAKING**
  - At 0 sec **yellow flags & all cars at 80 Km/Hr**
  - RESTART in 10 seconds - 5, 4, 3, 2, 1 GREEN



# FCY

- Speed 80 Km/Hr
- Countdown 10 seconds – more control
- **No overtaking at all except with permission RD**



# PROCEDURE



Slow down to 80 Km/Hr - NO overtaking

**Free practices:** - The clock will NOT stop  
- enter the pit lane - to your pit

**During Qualifying:** - The clock stops  
- enter the pit lane - to your pit

**During the race:** - The clock will stop  
- Cars to line up in front of the red line  
- Order: as when the red flag was declared  
- Teams and officials ONLY  
- Parc-Fermé conditions - Restart behind SC

If you enter the pits after the red flag: restart one lap later





# PROCEDURE

## **During the pit window:**

- Cars back to the pit
- Parc-Fermé conditions
- pit stop permitted (driver change) when done PF
- Marshals will call the cars to line up in the order at the line of the last full lap before the opening of the pit window

# ESCAPE ROAD TURN 1






# ESCAPE ROAD TURN 1





# OPENINGS FOR CARS



**STOP Right – service road**



