

Circuit Paul Ricard, Length: 5770m

Air temperature: 24.12°C

Track temperature: 25.22°C

Weather condition: Dry

Blancpain GT Series Endurance Cup

Sector List Qualifying 3

Provisional

Saturday, June 2, 2018 10:25:00

POSTED

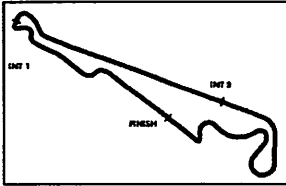
at 11 h 47 m

BLANCPAIN

GT SERIES

CIRCUIT PAUL RICARD 2018

Lap	Time	SE1	SP1	SE2	SP2	SE3	SP3	TSP	Lap	Time	SE1	SP1	SE2	SP2	SE3	SP3	TSP
1 Vanthoor, BEL / Mies, DEU / Riberas, ESP									theoretical besttime: 1:54.815								
1	5:59.345	4:33.237	92	32.384	264	53.724	195	264	4	1:55.001	33.784	97	29.789	281	51.428	195	281
2	1:54.882	33.695	96	29.824	279	51.363	194	279	5	2:06.199	33.876	94	29.757	281	1:02.566		281
3	1:59.427	33.747	98	29.760	282	55.920	195	282									
4 Engel, DEU / Stolz, DEU / Buurman, NLD									theoretical besttime: 1:54.329								
1	3:52.559	2:17.483	94	37.291	232	57.785	198	232	5	1:58.739	33.916	95	30.054	276	54.769	197	276
2	1:54.357	33.569	97	30.082	273	50.706	196	273	6	2:00.691	33.929	96	30.219	268	56.543	197	268
3	2:00.296	34.059	99	30.370	274	55.867	197	274	7		33.708	97	30.190	271			271
4	1:54.755	33.768	96	30.102	273	50.885	196	273									
5 Lendoudis, GRC / Al Faisal, SAU / Aguas, PRT									theoretical besttime: 1:55.276								
1	2:07.955	41.855	95	31.013	268	55.087	196	268	5	1:58.560	33.851	95	30.104	274	54.605	196	274
2	1:56.071	34.234	94	30.329	270	51.508	196	270	6	1:58.334	33.892	92	30.327	272	54.115	197	272
3	2:06.542	39.314	95	30.896	270	56.332	196	270	7	1:55.610	33.814	94	30.260	271	51.536	195	271
4	1:55.322	33.756	92	30.150	272	51.416	197	272	8	1:55.788	33.894	96	30.181	272	51.713	195	272
6 Al Faisal, SAU / Haupt, DEU / Piana, ITA									theoretical besttime: 1:55.364								
1	4:10.934					4:10.934			5	1:55.456	33.819	97	30.411	272	51.226	194	272
2	2:22.146	54.935	98	33.624	225	53.587	196	225	6	1:56.658	33.864	98	30.350	272	52.444	196	272
3	1:57.767	33.863	96	30.447	272	53.457	196	272	7		34.015	93	30.706	272			272
4	1:56.952	33.788	99	30.400	270	52.764	196	270									
7 Pepper, ZAF / Gounon, FRA / Kane, GBR									theoretical besttime: 1:54.612								
1	6:36.837	5:08.823	94	33.491	216	54.523	197	216	4	1:54.751	33.724	93	29.803	274	51.224	197	274
2	1:59.740	34.191	99	30.159	270	55.390	196	270	5	1:55.046	33.623	98	29.925	273	51.498	196	273
3	1:54.680	33.675	94	29.819	272	51.186	199	272	6	2:16.154	33.763	93	29.965	275	1:12.426		275
8 Abril, MCO / Soucek, ESP / Soulet, BEL									theoretical besttime: 1:54.612								
1	5:40.009	4:15.137	98	30.293	270	54.579	198	270	4	1:55.017	33.634	96	30.011	273	51.372	198	273
2	1:54.864	33.823	96	29.988	272	51.043	198	272	5	1:54.879	33.730	98	30.021	272	51.128	197	272
3	1:55.005	33.796	101	29.935	272	51.274	198	272	6	1:55.005	33.726	98	29.987	272	51.292	198	272
12 Monti, FRA / Rizzoli, ITA / Frassinetti, ITA									theoretical besttime: 1:55.111								
1	5:20.723	3:55.260	91	31.506	265	53.957	196	265	4	1:57.027	33.935	97	29.776	284	53.316	196	284
2	1:58.516	33.986	96	29.833	281	54.697	197	281	5	1:55.182	33.864	95	29.795	282	51.523	196	282
3	1:55.222	33.812	96	29.801	284	51.609	197	284	6	2:09.856	34.189	85	30.229	280	1:05.438		280
14 Seefried, AUT / Klien, AUT / Costa, ESP									theoretical besttime: 1:54.039								
1	3:37.829	2:05.984	87	38.901	232	52.944	197	232	3	1:54.748	33.775	95	29.650	282	51.323	196	282
2	1:54.332	33.959	92	29.603	283	50.770	197	283	4	2:05.103	33.666	95	29.756	281	1:01.681		281
3	1:54.183	33.899	95	29.544	283	50.770	197	283									
17 Leonard, GBR / van der Linde, ZAF / Vervisch, BEL									theoretical besttime: 1:54.653								
1	3:27.724	2:02.297	88	30.896	274	54.531	194	274	4	1:56.487	33.690	95	29.931	280	52.866	195	280
2	1:54.924	33.726	96	29.976	277	51.222	192	277	5	1:54.982	33.692	97	30.056	277	51.234	194	277
3	1:54.653	33.618	95	29.890	279	51.145	194	279	6	2:06.559	33.816	93	29.992	279	1:02.751		279
19 Gianmaria, ITA / Perez Companc, ARG / Mapelli, CHE									theoretical besttime: 1:55.313								
1	2:36.046					2:36.046			5	1:59.342	33.927	97	30.172	278	55.243	195	278
2	2:28.109	55.001	96	30.499	275	1:02.609	195	275	6	2:02.021	34.090	94	30.181	279	57.750	196	279
3	1:55.371	33.813	98	30.001	278	51.557	194	278	7		34.064	98	30.161	276			276
4	1:55.335	33.804	98	30.023	278	51.508	194	278									



Blancpain GT Series Endurance Cup

Sector List Qualifying 3

Provisional



CIRCUIT PAUL RICARD 2018

Circuit Paul Ricard, Length: 5770m

Air temperature: 24.12°C

Track temperature: 25.22°C

Weather condition: Dry

Saturday, June 2, 2018 10:25:00

Lap	Time	SE1	SP1	SE2	SP2	SE3	SP3	TSP	Lap	Time	SE1	SP1	SE2	SP2	SE3	SP3	TSP
22 Witt, GBR / Sanchez, MEX / Moore, GBR									theoretical besttime: 1:55.356								
1	2:38.732					2:38.732			5	1:55.656	33.962	93	29.646	284	52.048	198	284
2	2:26.755	54.737	95	30.063	280	1:01.955	199	280	6	1:58.024	34.208	89	29.755	284	54.061	200	284
3	1:55.627	34.044	92	29.813	283	51.770	198	283	7		33.940	91	29.746	283			283
4	1:55.700	34.064	91	29.757	284	51.879	198	284									

23 Parry, GBR / Buncombe, GBR / Ordonez, ESP									theoretical besttime: 1:54.812								
1	6:06.479					6:06.479			4	2:02.506	37.455	91	30.862	279	54.189	200	279
2	2:26.961	59.208	95	30.754	248	56.999	201	248	5	1:54.898	33.906	95	29.744	278	51.248	200	278
3	1:54.868	33.820	99	29.788	276	51.260	200	276	6		34.955	92	32.361	210			210

24 Niederhauser, CHE / Marionek, DEU / Siljehaug, NOR									theoretical besttime: 1:55.562								
1	2:15.789	46.560	100	30.461	279	58.768	200	279	4	2:01.876	34.014	97	29.447	285	58.415	203	285
2	1:58.591	35.167	99	30.802	279	52.622	202	279	5	1:56.834	34.235	96	29.754	284	52.845	203	284
3	1:58.134	34.242	98	29.528	284	54.364	202	284	6	1:55.948	33.984	91	29.712	283	52.252	203	283
3	1:55.578	34.000	99	29.415	285	52.163	203	285	7	1:56.488	34.130	92	29.670	284	52.688	202	284

25 Winkelhock, DEU / Gachet, FRA / Haase, DEU									theoretical besttime: 1:54.856								
1	4:49.114	3:04.538	83	35.564	225	1:09.012	193	225	4	1:54.978	33.832	91	29.923	279	51.223	193	279
2	1:55.266	33.819	93	29.984	277	51.463	193	277	5	1:54.903	33.767	95	29.866	279	51.270	194	279
3	2:07.534	39.609	57	34.462	230	53.463	194	230	6	2:09.029	34.323	87	30.263	278	1:04.443		278
4	1:54.649	33.667	94	29.847	279	51.146	194	279									

26 Kelders, BEL / Rostan, FRA / Stievenart, FRA									theoretical besttime: 1:55.757								
1	2:11.430	43.903	95	30.531	276	56.996	196	276	5	1:56.086	34.056	99	29.949	279	52.081	196	279
2	1:57.637	35.073	99	30.165	278	52.399	194	278	6	1:56.121	34.198	99	29.864	281	52.059	194	281
3	1:57.333	35.182	95	29.926	281	52.225	195	281	7	1:56.565	34.156	100	30.007	279	52.402	194	279
4	1:56.182	34.412	98	29.933	281	51.837	194	281	8	1:56.640	34.218	97	30.051	278	52.371	194	278

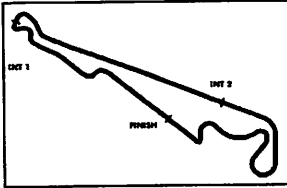
27 Cipriani, ITA / Ramos, PRT / Crestani, ITA									theoretical besttime: 1:54.709								
1	4:21.688					4:21.688			4	1:54.732	33.567	95	29.871	280	51.294	195	280
2	2:21.327	55.091	96	30.730	275	55.506	196	275	5	2:02.558	34.812	95	30.198	280	57.548	196	280
3	1:55.011	33.699	96	30.041	279	51.271	195	279	6		33.748	97	30.017	278			278

28 Gattuso, ITA / Leo, ITA / Santamato, FRA									theoretical besttime: 1:56.238								
1	2:10.478	40.963	92	32.207	238	57.308	197	238	5	1:56.342	34.169	97	30.076	276	52.097	195	276
2	2:11.128	40.025	85	33.473	237	57.630	197	237	6	2:06.764	39.695	91	32.305	266	54.764	197	266
3	1:56.617	34.544	98	30.021	276	52.052	196	276	7		34.456	96	30.210	277			277
4	1:56.482	34.297	100	30.017	279	52.168	195	279									

31 Pierce, GBR / Smith, GBR / Morris, GBR									theoretical besttime: 1:55.254								
1	6:15.979					6:15.979			4	1:55.502	33.939	95	29.669	272	51.904	199	272
2	2:22.677	56.606	94	31.631	260	54.440	198	260	5	1:57.839	34.940	95	29.952	272	52.947	200	272
3	1:57.115	35.504	91	29.955	268	51.666	198	268	6	1:55.468	34.022	94	29.715	270	51.731	197	270

35 Bulatov, RUS / Petrov, RUS / Meadows, GBR									theoretical besttime: 1:54.418								
1	5:35.311	4:09.717	97	30.415	273	55.179	196	273	4	1:54.919	33.854	94	29.892	276	51.173	197	276
2	1:54.755	33.644	97	29.944	275	51.167	196	275	5	1:54.562	33.451	96	29.967	274	51.144	197	274
3	1:54.835	33.716	95	29.823	276	51.296	198	276	6	2:06.088	33.648	96	29.998	274	1:02.442		274

36 Oeverhaus, DEU / Buchardt, NOR / Vinke, GBR									theoretical besttime: 1:56.409								
1	3:18.181	1:53.254	96	31.561	251	53.366	196	251	3	1:56.485	34.480	102	29.819	276	52.186	196	276
2	1:59.594	35.115	95	29.743	280	54.736	196	280	4	2:11.784	34.633	98	30.348	276	1:06.803		276



Blancpain GT Series Endurance Cup

Sector List Qualifying 3

Provisional



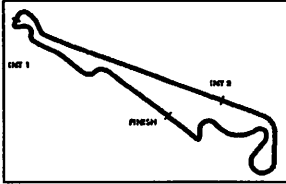
CIRCUIT PAUL RICARD 2018

Circuit Paul Ricard, Length: 5770m
 Air temperature: 24.12°C
 Track temperature: 25.22°C
 Weather condition: Dry

Saturday, June 2, 2018 10:25:00

Lap	Time	SE1	SP1	SE2	SP2	SE3	SP3	TSP	Lap	Time	SE1	SP1	SE2	SP2	SE3	SP3	TSP
42 Buncombe, GBR / Leventis, GBR / Williamson, GBR									theoretical besttime: 1:54.963								
1	6:39.277	5:10.335	94	33.504	258	55.438	194	258	4	1:58.363	33.951	94	30.428	272	53.984	196	272
2	1:55.687	33.952	94	30.244	272	51.491	193	272	5	1:55.154	33.639	88	30.305	272	51.210	196	272
3	1:55.296	33.880	94	30.283	271	51.133	196	271	6	1:55.125	33.786	90	30.259	274	51.080	195	274
43 Götze, DEU / Parente, PRT / Buhk, DEU									theoretical besttime: 1:55.049								
1	6:05.059	4:35.521	92	30.288	272	59.250	196	272	3	2:03.365	34.068	92	36.184	252	53.113	197	252
2	1:55.926	34.134	88	30.284	270	50.997	196	270	4	1:58.172	33.763	90	30.223	272	54.196	197	272
2	1:55.079	33.783	92	30.214	270	51.082	197	270	5	2:06.691	33.789	90	30.445	270	1:02.457		270
44 Fumanelli, ITA / Tambay, FRA / Fraga, BRA									theoretical besttime: 1:54.831								
1	3:45.929	2:16.221	96	33.449	239	56.259	195	239	4	1:54.889	33.680	91	30.189	271	51.020	194	271
2	1:55.276	33.640	97	30.284	272	51.352	196	272	5	1:54.935	33.622	96	30.231	271	51.082	195	271
3	1:58.914	35.148	86	31.546	269	52.220	194	269	6	2:08.553	35.091	89	30.851	270	1:02.611		270
49 Burke, GBR / Yoluc, GBR / Hankey, GBR									theoretical besttime: 1:54.662								
1	4:54.728	3:19.534	95	30.832	269	1:04.362	197	269	3	1:54.850	33.733	93	30.162	272	50.955	195	272
2	1:54.777	33.740	94	30.179	273	50.858	195	273	4	2:06.672	33.642	93	30.238	272	1:02.792		272
51 Cameron, GBR / de Lorenzi, UAE / Griffin, IRL									theoretical besttime: 1:55.362								
1	4:28.611	2:54.887	86	35.034	248	58.690	197	248	5	1:55.712	33.704	99	30.097	276	51.911	198	276
2	1:55.669	33.805	98	30.193	275	51.561	195	275	6	1:59.755	34.989	99	30.293	275	54.473	197	275
3	1:55.802	33.781	97	30.267	274	51.754	196	274	7	1:55.945	33.832	99	30.279	272	51.834	196	272
4	2:02.506	34.654	100	30.729	256	57.123	197	256									
53 Hommerson, NLD / Machiels, BEL / Bertolini, ITA									theoretical besttime: 1:54.508								
1	4:27.774	2:54.550	82	34.806	244	58.418	197	244	5	1:55.088	33.885	92	29.955	277	51.248	197	277
2	1:54.929	33.960	96	29.909	278	51.060	198	278	6	1:54.991	33.753	98	29.912	276	51.326	197	276
3	1:57.450	33.574	98	29.913	279	53.963	200	279	7	2:09.039	33.686	100	29.874	278	1:05.479		278
4	2:01.609	34.029	96	30.800	260	56.780	198	260									
54 Fontana, CHE / Zaugg, CHE / Grenier, CDN									theoretical besttime: 1:54.687								
1	3:59.872	2:35.848	96	31.535	272	52.489	197	272	5	1:54.938	33.951	97	29.784	278	51.203	196	278
2	1:55.080	34.116	98	29.883	277	51.081	197	277	6	1:55.501	33.986	97	29.806	280	51.709	197	280
3	1:55.233	33.844	98	29.809	278	51.580	197	278	7	1:55.081	33.822	94	29.933	277	51.326	197	277
4	1:56.159	34.475	96	29.906	280	51.778	197	280									
55 Schramm, DEU / Kaffer, DEU / Schmidt, CHE									theoretical besttime: 1:54.857								
1	5:07.325	3:41.537	94	31.059	274	54.729	195	274	5	1:54.928	33.807	96	29.852	279	51.269	194	279
2	1:58.631	35.078	96	30.393	279	53.160	194	279	6	1:55.100	33.858	98	29.859	279	51.383	193	279
3	1:55.041	33.944	97	29.781	281	51.316	194	281	7	2:10.888	35.543	94	30.468	272	1:04.877		272
4	2:04.852	33.830	96	29.991	277	1:01.031	195	277									
58 Watson, GBR / Barnicoat, GBR / Ledogar, FRA									theoretical besttime: 1:54.057								
1	7:14.638					7:14.638			4	1:54.322	33.467	96	29.659	279	51.196	199	279
2	2:26.030	57.931	93	33.924	262	54.175	200	262	5		33.499	97	29.577	274			274
3	1:54.519	33.682	96	29.824	278	51.013	199	278									
62 Brundle, GBR / Kirchhöfer, DEU / Martin, BEL									theoretical besttime: 1:54.392								
1	3:26.226	1:58.412	87	31.186	271	56.628	196	271	4	1:54.645	33.584	96	29.811	279	51.250	197	279
2	2:02.534	34.742	95	31.309	266	56.483	197	266	5	2:10.612	35.480	92	31.553	274	1:03.579		274
3	1:54.669	33.747	92	29.825	279	50.997	197	279									





Blancpain GT Series Endurance Cup

Sector List Qualifying 3

Provisional



CIRCUIT PAUL RICARD 2018

Circuit Paul Ricard, Length: 5770m

Air temperature: 24.12°C

Track temperature: 25.22°C

Weather condition: Dry

Saturday, June 2, 2018 10:25:00

Lap	Time	SE1	SP1	SE2	SP2	SE3	SP3	TSP	Lap	Time	SE1	SP1	SE2	SP2	SE3	SP3	TSP
63 Bortolotti, ITA / Engelhart, DEU / Caldarelli, ITA									theoretical besttime: 1:54.288								
1	2:30.627					2:30.627			4	1:54.510	33.520	95	29.879	280	51.111	194	280
2	2:28.841	55.908	92	30.812	274	1:02.121	194	274	5	2:02.044	34.167	83	30.764	278	57.113	195	278
3	1:54.656	33.808	95	29.959	279	50.889	195	279	6		33.664	94	29.991	280			280

66 van der Linde, ZAF / Schothorst, NLD / Schothorst, NLD									theoretical besttime: 1:54.775								
1	6:46.491	5:18.087	96	30.319	275	58.085	192	275	4	2:00.455	33.859	96	31.784	244	54.812	194	244
2	1:55.027	33.827	99	30.103	276	51.097	192	276	5	1:55.143	33.711	96	30.083	276	51.349	194	276
3	1:55.118	33.780	99	29.967	277	51.371	193	277	6	2:11.790	36.292	94	30.993	270	1:04.505		270

72 Aleshin, RUS / Molina, ESP / Rigon, ITA									theoretical besttime: 1:54.124								
1	5:13.869	3:51.899	92	30.341	274	51.629	197	274	5	1:54.708	33.579	95	30.021	275	51.108	196	275
2	1:54.254	33.505	93	29.945	276	50.804	195	276	6	1:54.792	33.644	94	30.003	275	51.145	196	275
3	1:54.261	33.541	97	29.815	278	50.905	196	278	7	2:11.290	34.193	90	31.433	252	1:05.664		252
4	2:02.113	33.728	95	30.164	275	58.221	196	275									

76 Vaxiviere, FRA / Dennis, GBR / Thiim, DNK									theoretical besttime: 1:54.061								
1	5:06.130	3:39.113	81	31.561	274	55.456	197	274	3	1:54.169	33.699	94	29.661	281	50.809	197	281
2	1:58.185	35.448	87	30.223	281	52.514	198	281	4	2:14.313	33.591	97	29.698	281	1:11.024		281

77 Guedes, PRT / Amstutz, CHE / Matchiski, RUS									theoretical besttime: 1:56.334								
1	2:05.123	41.627	89	30.903	275	52.593	195	275	5	1:56.832	34.718	98	30.121	277	51.993	194	277
2	1:57.285	34.497	92	30.235	277	52.553	194	277	6	1:56.857	34.503	93	30.157	279	52.197	194	279
3	1:58.171	34.615	94	30.090	280	53.466	194	280	7		34.251	88	30.309	277			277
4	1:57.096	34.563	95	30.244	277	52.289	194	277									

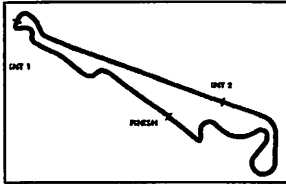
78 Beretta, ITA / Mitchell, GBR / Kodric, HRV									theoretical besttime: 1:54.885								
1	3:46.662					3:46.662			4	1:55.005	33.723	96	29.795	281	51.487	196	281
2	2:30.911	59.728	89	34.092	234	57.091	195	234	5	2:07.008	35.526	90	32.771	220	58.711	194	220
3	1:55.055	33.603	96	29.875	280	51.577	195	280	6		33.816	95	29.996	279			279

82 Keen, GBR / Ineichen, CHE / Perera, FRA									theoretical besttime: 1:54.983								
1	2:32.700					2:32.700			5	1:55.338	33.786	99	29.979	278	51.573	193	278
2	2:29.750	56.651	92	30.678	276	1:02.421	195	276	6	1:55.233	33.939	98	29.928	279	51.366	194	279
3	1:55.204	33.886	100	30.049	278	51.269	194	278	7	1:55.418	33.877	100	29.980	279	51.561	196	279
4	1:55.331	33.903	99	29.941	278	51.487	194	278	8		33.936	95	30.032	279			279

87 Jamin, FRA / Ricci, BEL / Beaubelique, FRA									theoretical besttime: 1:57.095								
1	3:55.165	2:29.488	94	31.915	264	53.762	196	264	5	1:57.427	34.437	96	30.303	271	52.687	196	271
2	1:57.618	34.629	93	30.455	270	52.534	194	270	6	1:57.542	34.649	97	30.489	270	52.404	194	270
3	1:58.095	34.427	94	30.445	271	53.223	192	271	7	2:16.003	35.646	91	31.860	263	1:08.497		263
4	1:57.783	34.738	92	30.264	273	52.781	195	273									

88 Christodoulou, GBR / Jäger, DEU / Marciello, ITA									theoretical besttime: 1:54.231								
1	4:52.977	3:18.117	89	31.025	267	1:03.835	194	267	4	2:01.692	33.686	99	32.669	242	55.337	196	242
2	1:54.560	33.637	95	30.108	272	50.815	195	272	5	1:54.323	33.524	95	30.127	272	50.672	196	272
3	1:54.472	33.690	99	30.035	273	50.747	196	273	6	2:23.420	35.846	92	36.055	245	1:11.519		245

89 Giaque, CHE / Debard, FRA / Barthez, FRA									theoretical besttime: 1:56.215								
1	5:30.369	4:05.348	95	31.334	266	53.687	194	266	4	2:02.024	34.128	93	30.625	269	57.271	194	269
2	1:57.082	34.721	93	30.497	267	51.864	194	267	5	1:56.461	34.289	99	30.420	270	51.752	194	270
3	1:56.638	34.549	100	30.422	270	51.667	194	270	6	1:56.888	34.341	93	30.559	268	51.988	194	268



Blancpain GT Series Endurance Cup

Sector List Qualifying 3

Provisional



CIRCUIT PAUL RICARD 2018

Circuit Paul Ricard, Length: 5770m

Air temperature: 24.12°C

Track temperature: 25.22°C

Weather condition: Dry

Saturday, June 2, 2018 10:25:00

Lap	Time	SE1	SP1	SE2	SP2	SE3	SP3	TSP	Lap	Time	SE1	SP1	SE2	SP2	SE3	SP3	TSP
90 Szymkowiak, NLD / Manchester, GBR / Bastian, DEU									theoretical besttime: 1:55.029								
1	5:36.934	4:08.981	98	32.740	237	55.213	196	237	4	1:55.029	33.693	99	30.126	273	51.210	196	273
2	1:55.312	33.723	98	30.361	272	51.228	195	272	5	2:05.727	33.866	97	30.264	272	1:01.597		272
3	1:55.235	33.758	101	30.203	272	51.274	196	272									

97 Al Harthy, OMN / Mckay, GBR / Eastwood, IRL									theoretical besttime: 1:55.134								
1	3:15.810					3:15.810			4	1:55.415	34.092	97	29.860	279	51.463	197	279
2	2:25.080	57.999	91	32.024	272	55.057	196	272	5	1:55.339	33.811	96	29.914	279	51.614	197	279
3	1:55.496	33.982	98	29.868	278	51.646	196	278	6		35.292	95	30.066	279			279

98 Collard, GBR / Yelloly, GBR / Krohn, FIN									theoretical besttime: 1:54.586								
1	5:44.477					5:44.477			4	1:55.145	33.816	95	29.920	276	51.409	195	276
2	2:20.522	58.243	87	30.521	272	51.758	196	272	5	1:58.776	36.273	94	30.006	275	52.497	196	275
3	1:55.122	34.060	89	29.994	274	51.068	195	274	6		33.598	90	30.055	275			275

99 Klingmann, DEU / Mostert, AUS / Blomqvist, GBR									theoretical besttime: 1:54.287								
1	5:22.060					5:22.060			4	1:54.560	33.607	95	29.943	276	51.010	196	276
2	2:27.191	1:01.609	87	31.298	267	54.284	196	267	5		33.750	89	30.324	274			274
3	1:54.605	33.870	96	29.998	274	50.737	196	274									

114 Palttala, FIN / Ortelli, MCO / Siedler, AUT									theoretical besttime: 1:54.745								
1	3:15.321	1:50.392	93	31.475	266	53.454	197	266	5	1:58.285	33.855	91	29.826	281	54.604	196	281
2	1:55.042	33.835	93	29.968	279	51.239	196	279	6	1:55.037	33.858	89	29.950	279	51.229	196	279
3	1:54.889	33.880	93	29.681	283	51.328	196	283	7	2:07.467	33.979	91	29.909	280	1:03.579		280
4	1:59.659	34.024	90	29.768	282	55.867	196	282									

188 West, GBR / Harris, GBR / Goodwin, GBR									theoretical besttime: 1:55.313								
1	6:43.057					6:43.057			3	1:55.396	33.818	93	29.873	275	51.705	199	275
2	2:26.627	1:01.135	86	30.368	275	55.124	199	275	4		33.735	92	30.996	235			235

333 Salikhov, RUS / Mattschull, DEU / Ludwig, DEU									theoretical besttime: 1:54.883								
1	5:45.272	4:16.150	99	32.986	160	56.136	198	160	4	1:55.143	33.734	95	29.963	277	51.446	197	277
2	1:55.350	33.783	99	30.008	279	51.559	197	279	5	1:55.130	33.551	95	29.962	278	51.617	197	278
3	1:58.053	34.463	91	30.349	278	53.241	197	278	6	2:07.605	33.765	90	29.886	276	1:03.954		276

488 Yoon, HKG / Ehret, DEU / Penttinen, FIN									theoretical besttime: 1:55.947								
1	2:18.937	47.339	98	31.281	244	1:00.317	195	244	5	1:57.207	34.244	98	30.206	273	52.757	196	273
2	1:56.519	34.491	94	30.149	275	51.879	197	275	6	1:56.944	34.195	97	30.187	274	52.562	196	274
3	1:58.362	34.327	94	30.167	276	53.868	196	276	7	1:56.096	34.003	95	30.151	274	51.942	196	274
4	1:56.265	34.261	89	30.157	274	51.847	196	274	8	1:56.366	33.951	98	30.219	274	52.186	196	274

888 Hansch, DEU / Antonio Fome, ESP / Stippler, DEU									theoretical besttime: 1:55.880								
1	9:15.942					9:15.942			3	2:09.397	37.020	92	34.358	205	58.019	191	205
2	2:44.412	1:10.006	90	36.693	193	57.713	190	193	4	1:55.880	34.118	97	30.306	273	51.456	193	273

911 Dumas, FRA / Werner, DEU / Makowiecki, FRA									theoretical besttime: 1:55.299								
1	6:16.082	4:45.345	101	31.717	272	59.020	197	272	4	1:55.449	33.977	100	30.027	277	51.445	197	277
2	2:00.677	34.192	93	32.379	223	54.106	197	223	5	1:55.915	33.867	97	29.987	276	52.061	196	276
3	1:55.553	33.961	97	30.058	274	51.534	196	274	6	2:08.319	35.019	100	30.291	274	1:03.009		274

991 Häring, DEU / Brauner, DEU / Triller, DEU									theoretical besttime: 1:56.972								
1	2:23.539	51.040	87	34.398	255	58.101	193	255	5	1:57.257	34.497	100	30.367	272	52.393	195	272
2	1:59.059	34.667	95	30.322	271	54.070	194	271	6	2:06.767	34.616	99	33.482	221	58.669	196	221
3	1:57.588	34.570	94	30.318	273	52.700	194	273	7	1:57.303	34.261	98	30.376	272	52.666	196	272
4	1:57.517	34.578	91	30.442	272	52.497	195	272	8	2:15.206	34.767	89	33.953	267	1:06.486		267