

# Blancpain GT Series Endurance Cup

## Sector List Qualifying 2

Provisional



CIRCUIT PAUL RICARD 2018

Circuit Paul Ricard, Length: 5770m  
 Air temperature: 24.02°C  
 Track temperature: 26.36°C  
 Weather condition: Dry

Saturday, June 2, 2018 10:02:00

Lap	Time	SE1	SP1	SE2	SP2	SE3	SP3	TSP	Lap	Time	SE1	SP1	SE2	SP2	SE3	SP3	TSP
<b>1 Vanthoor, BEL / Mies, DEU / Riberas, ESP</b>									<b>theoretical besttime: 1:54.378</b>								
1	5:59.368	4:33.328	96	29.974	281	56.066	196	281	4	1:54.934	33.563	92	29.879	279	51.492	195	279
2	1:54.501	33.517	95	29.791	281	51.193	194	281	5	2:10.639	33.943	94	29.853	279	1:06.843		279
3	1:59.958	33.808	93	29.668	286	56.482	195	286									

<b>4 Engel, DEU / Stolz, DEU / Buurman, NLD</b>									<b>theoretical besttime: 1:55.132</b>								
1	3:28.132					3:28.132			5	1:56.589	34.523	94	30.354	274	51.712	197	274
2	2:24.376	55.563	97	34.026	238	54.787	195	238	6	1:56.189	33.640	96	30.102	274	51.447	195	274
3	2:00.907	33.706	98	30.133	273	57.068	194	273	7		33.779	95	30.131	274			274
4	2:01.323	33.874	94	30.045	274	57.404	196	274									

<b>5 Lendoudis, GRC / Al Faisal, SAU / Aguas, PRT</b>									<b>theoretical besttime: 1:56.800</b>								
1	3:00.408	1:32.161	86	33.347	248	54.900	195	248	5	2:09.571	34.319	93	30.297	270	1:04.955	165	270
2	1:58.508	35.371	97	30.580	270	52.557	193	270	6	2:00.389	36.300	93	30.834	270	53.255	194	270
3	1:57.448	34.463	94	30.499	270	52.486	193	270	7		34.833	87	30.590	268			268
4	1:57.030	34.286	94	30.527	269	52.207	194	269									

<b>6 Al Faisal, SAU / Haupt, DEU / Piana, ITA</b>									<b>theoretical besttime: 1:55.083</b>								
1	3:58.368					3:58.368			5	2:01.705	33.901	95	31.173	259	56.631	197	259
2	2:24.427	58.204	86	32.030	264	54.193	196	264	6	1:56.187	33.913	94	30.266	273	52.008	197	273
3	1:59.293	33.870	93	30.302	273	55.121	196	273	7		33.848	95	35.393	141			141
4	1:55.083	33.633	97	30.012	275	51.438	195	275									

<b>7 Pepper, ZAF / Gounon, FRA / Kane, GBR</b>									<b>theoretical besttime: 1:54.758</b>								
1	6:44.501	5:02.298	95	35.876	175	1:06.327	194	175	4	1:55.362	33.858	95	29.885	274	51.619	198	274
2	1:57.518	33.877	96	29.905	272	53.736	196	272	5	1:55.382	33.935	94	29.964	273	51.483	196	273
3	1:55.248	34.068	96	29.923	271	51.257	198	271	6	2:55.683	33.616	95	33.752	225	1:48.315		225

<b>8 Abril, MCO / Soucek, ESP / Soulet, BEL</b>									<b>theoretical besttime: 1:54.634</b>								
1	10:04.589	8:39.779	88	31.527	263	53.283	197	263	3	1:55.037	33.664	95	29.863	276	51.510	198	276
2	1:55.120	33.847	94	30.117	271	51.156	197	271	4	2:35.977	33.939	96	29.814	279	1:32.224		279

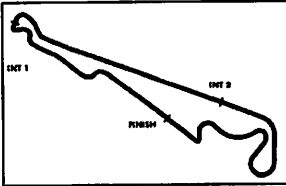
<b>12 Monti, FRA / Rizzoli, ITA / Frassinetti, ITA</b>									<b>theoretical besttime: 1:55.233</b>								
1	3:26.328	1:54.125	95	30.269	276	1:01.934	197	276	4	1:57.750	34.278	94	29.963	281	53.509	196	281
2	2:02.722	33.991	98	29.743	281	58.988	196	281	5	2:07.587	34.351	96	29.909	281	1:03.327		281
3	1:55.423	33.982	95	29.933	280	51.508	196	280									

<b>14 Seefried, AUT / Klien, AUT / Costa, ESP</b>									<b>theoretical besttime: 1:54.408</b>								
1	3:46.515	2:15.576	92	32.514	260	58.425	197	260	4	1:54.415	33.719	96	29.741	281	50.955	197	281
2	1:54.621	33.851	96	29.760	281	51.010	196	281	5	2:06.818	33.712	96	29.853	282	1:03.253		282
3	2:05.068	37.164	89	31.780	262	56.124	198	262									

<b>17 Leonard, GBR / van der Linde, ZAF / Vervisch, BEL</b>									<b>theoretical besttime: 1:55.080</b>								
1	2:25.570	1:01.650	80	31.549	270	52.371	196	270	5	2:02.144	33.854	101	31.111	258	57.179	196	258
2	1:55.400	34.050	97	30.082	276	51.268	194	276	6	1:55.493	33.869	99	30.005	279	51.619	193	279
3	1:55.429	33.922	98	30.131	277	51.376	194	277	7	2:01.280	34.912	96	32.907	251	53.461	195	251
4	1:55.309	33.807	98	30.058	277	51.444	194	277	8	2:31.671	33.833	97	31.024	206	1:26.814		206

<b>19 Gianmaria, ITA / Perez Companc, ARG / Mapelli, CHE</b>									<b>theoretical besttime: 1:55.477</b>								
1	3:05.473					3:05.473			5	1:55.477	34.007	96	30.043	277	51.427	196	277
2	2:26.813	56.766	95	30.927	274	59.120	194	274	6	1:59.026	33.994	95	30.306	276	54.729	196	276
3	1:59.025	35.736	94	30.804	275	52.485	194	275	6		34.130	89	30.189	276			276
4	1:55.643	34.083	96	30.087	276	51.473	195	276									





# Blancpain GT Series Endurance Cup

## Sector List Qualifying 2

Provisional



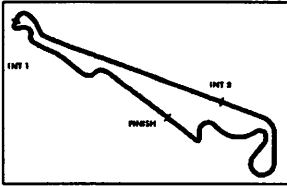
CIRCUIT PAUL RICARD 2018

Circuit Paul Ricard, Length: 5770m  
 Air temperature: 24.02°C  
 Track temperature: 26.36°C  
 Weather condition: Dry

Saturday, June 2, 2018 10:02:00

Lap	Time	SE1	SP1	SE2	SP2	SE3	SP3	TSP	Lap	Time	SE1	SP1	SE2	SP2	SE3	SP3	TSP
<b>22 Witt, GBR / Sanchez, MEX / Moore, GBR</b>									<b>theoretical besttime: 1:55.725</b>								
1	2:30.751					2:30.751			5	1:55.725	34.101	96	29.703	284	51.921	199	284
2	2:24.923	55.681	90	30.518	278	58.724	199	278	6	1:55.970	34.178	95	29.734	284	52.058	199	284
3	2:08.522	35.336	94	33.451	261	59.735	200	261	7		34.449	92	32.699	224			224
4	1:55.909	34.179	95	29.732	283	51.998	200	283									
<b>23 Parry, GBR / Buncombe, GBR / Ordenez, ESP</b>									<b>theoretical besttime: 1:55.150</b>								
1	5:36.334					5:36.334			4	2:12.473	40.434	87	36.112	212	55.927	201	212
2	2:23.356	1:00.422	96	30.498	276	52.436	201	276	5	1:55.195	33.780	95	29.811	278	51.604	200	278
3	1:55.253	33.870	98	29.824	277	51.559	201	277	6		40.823	96	37.905	210			210
<b>24 Niederhauser, CHE / Marioneck, DEU / Siljehaug, NOR</b>									<b>theoretical besttime: 1:55.596</b>								
1	2:05.458					2:05.458			5	1:56.094	34.081	100	29.536	284	52.477	179	284
2	2:21.719	58.281	92	30.422	279	53.016	202	279	6	2:07.675	38.583	90	30.215	283	58.877	204	283
3	1:56.190	34.340	97	29.739	282	52.111	203	282	7		34.232	97	29.598	283			283
4	1:56.427	34.225	97	29.404	286	52.798	203	286									
<b>25 Winkelhock, DEU / Gachet, FRA / Haase, DEU</b>									<b>theoretical besttime: 1:55.260</b>								
1	4:52.085	3:17.300	92	32.056	255	1:02.729	194	255	4	1:55.461	34.016	98	30.009	277	51.436	194	277
2	4:56.622	33.992	97	30.130	276	51.400	194	276	5	1:55.423	33.891	98	30.076	278	51.456	194	278
2	1:55.514	33.841	97	29.983	279	51.690	194	279	6		34.096	90	1:22.622	79			79
3	2:01.509	37.946	99	30.316	278	53.247	194	278									
<b>26 Kelders, BEL / Rostan, FRA / Stievenart, FRA</b>									<b>theoretical besttime: 1:57.277</b>								
1	2:33.595	1:04.457	93	31.994	264	57.144	194	264	5	1:57.578	34.719	98	30.193	279	52.666	194	279
2	1:59.639	35.591	101	30.147	280	53.901	194	280	6	2:03.315	34.621	100	30.086	279	58.608	193	279
3	1:57.928	34.845	99	29.990	279	53.093	194	279	7	1:58.907	35.067	98	30.243	279	53.597	194	279
4	1:57.936	34.726	93	30.157	279	53.053	193	279	8	3:03.323	34.794	80	33.294	233	1:55.235		233
<b>27 Cipriani, ITA / Ramos, PRT / Crestani, ITA</b>									<b>theoretical besttime: 1:55.803</b>								
1	2:12.408	45.259	87	32.964	270	54.185	193	270	5	2:01.421	37.043	93	30.438	278	53.940	194	278
2	1:56.911	34.101	94	30.235	276	51.575	194	276	6	1:58.262	34.153	93	30.129	278	53.980	195	278
3	1:58.078	34.553	82	31.114	277	52.411	195	277	7	1:56.781	34.230	97	30.182	277	52.369	193	277
4	2:04.700	34.235	92	30.127	279	1:00.338	194	279	8		34.523	96	32.884	219			219
<b>28 Gattuso, ITA / Leo, ITA / Santamato, FRA</b>									<b>theoretical besttime: 1:56.255</b>								
1	2:13.853	46.654	89	32.159	271	55.040	194	271	5	1:59.225	35.801	90	30.548	278	52.876	194	278
2	1:56.684	34.265	95	30.356	277	52.063	196	277	6	1:56.528	34.160	94	30.220	279	52.148	195	279
3	1:56.541	34.193	91	30.157	279	52.191	194	279	7		34.469	92	30.401	276			276
4	1:59.657	34.322	94	30.032	281	55.303	194	281									
<b>31 Pierce, GBR / Smith, GBR / Morris, GBR</b>									<b>theoretical besttime: 1:56.001</b>								
1	5:59.095					5:59.095			3	1:56.166	34.264	92	29.830	272	52.072	199	272
2	2:28.763	56.436	97	30.522	269	1:01.805	197	269	4	1:56.113	34.123	92	29.806	274	52.184	198	274
3	4:56.000	34.281	85	29.887	273	51.832	197	273	5		34.216	95	34.860	148			148
<b>35 Bulatov, RUS / Petrov, RUS / Meadows, GBR</b>									<b>theoretical besttime: 1:54.865</b>								
1	5:19.926	3:53.497	89	31.480	271	54.949	197	271	4	2:06.011	34.835	71	31.641	276	59.535	197	276
2	1:55.079	33.930	99	30.026	274	51.123	196	274	5	1:56.011	33.774	96	29.978	275	51.259	195	275
3	1:55.086	33.907	99	30.066	274	51.113	196	274	6	1:59.249	34.498	95	30.385	274	54.366	197	274
<b>36 Oeverhaus, DEU / Buchardt, NOR / Vinke, GBR</b>									<b>theoretical besttime: 1:57.377</b>								
1	3:13.903	1:47.432	92	30.520	274	55.951	194	274	4	1:58.022	34.942	93	30.123	278	52.957	196	278
2	1:57.682	35.006	98	30.129	276	52.547	194	276	5	2:14.351	35.997	93	30.321	272	1:08.033		272
3	1:57.715	35.018	97	29.888	278	52.809	194	278									





# Blancpain GT Series Endurance Cup

## Sector List Qualifying 2

Provisional



CIRCUIT PAUL RICARD 2018

Circuit Paul Ricard, Length: 5770m  
 Air temperature: 24.02°C  
 Track temperature: 26.36°C  
 Weather condition: Dry

Saturday, June 2, 2018 10:02:00

Lap	Time	SE1	SP1	SE2	SP2	SE3	SP3	TSP	Lap	Time	SE1	SP1	SE2	SP2	SE3	SP3	TSP
<b>42 Buncombe, GBR / Leventis, GBR / Williamson, GBR</b>									<b>theoretical besttime: 1:57.794</b>								
1	2:19.642	48.253	92	32.039	230	59.350	193	230	5	1:58.633	34.836	96	30.800	267	52.997	194	267
2	1:59.690	35.364	100	30.729	267	53.597	194	267	6	1:58.603	34.879	97	30.622	268	53.102	194	268
3	1:58.981	35.162	96	30.727	267	53.092	194	267	7	1:57.847	34.520	96	30.609	269	52.718	194	269
4	1:58.462	34.766	101	30.662	268	53.034	194	268	8	2:34.000	34.467	96	33.195	203	1:26.338		203

<b>43 Götz, DEU / Parente, PRT / Buhk, DEU</b>									<b>theoretical besttime: 1:54.966</b>								
1	5:48.544	4:17.521	83	31.432	269	59.591	196	269	4	1:55.465	33.789	94	30.383	271	51.293	194	271
2	1:59.828	33.797	95	30.268	273	55.763	196	273	5	1:58.293	33.797	96	30.355	271	54.141	196	271
3	1:55.375	33.735	95	30.048	276	51.592	194	276	6	2:08.312	33.625	94	30.403	270	1:04.284		270

<b>44 Fumanelli, ITA / Tambay, FRA / Fraga, BRA</b>									<b>theoretical besttime: 1:55.376</b>								
1	3:40.131	2:03.749	98	35.195	260	1:01.187	194	260	5	1:55.509	33.849	94	30.319	272	51.341	194	272
2	1:58.022	34.023	96	30.349	270	53.650	193	270	6	1:55.648	33.831	94	30.458	270	51.359	194	270
3	2:01.724	35.827	96	30.557	270	55.340	196	270	7	2:12.018	33.887	93	30.464	270	1:07.667		270
4	1:55.463	33.716	96	30.355	272	51.392	193	272									

<b>49 Burke, GBR / Yoluc, GBR / Hankey, GBR</b>									<b>theoretical besttime: 1:55.910</b>								
1	4:39.116	3:07.254	82	30.961	252	1:00.901	194	252	5	1:56.361	34.365	96	30.196	273	51.800	196	273
2	1:57.028	34.447	95	30.372	270	52.209	195	270	6	1:56.501	33.949	93	30.245	273	52.307	195	273
3	1:56.495	34.233	95	30.262	272	52.000	194	272	7	2:58.047	34.264	88	33.917	263	1:49.866		263
4	1:56.012	33.985	92	30.262	274	51.765	195	274									

<b>51 Cameron, GBR / de Lorenzi, UAE / Griffin, IRL</b>									<b>theoretical besttime: 1:56.305</b>								
1	3:35.189	1:44.733	87	34.031	216	1:16.425	195	216	5	1:56.712	34.041	95	30.198	276	52.473	195	276
2	2:04.893	35.669	89	30.550	274	58.674	194	274	6	2:09.493	34.387	93	32.381	209	1:02.725	196	209
3	2:00.960	35.622	95	30.504	275	54.834	197	275	7	2:15.389	34.474	88	30.573	274	1:10.342		274
4	1:56.390	34.029	89	30.283	276	52.078	195	276									

<b>53 Hommerson, NLD / Machiels, BEL / Bertolini, ITA</b>									<b>theoretical besttime: 1:55.978</b>								
1	5:21.631	3:56.355	94	30.831	278	54.445	197	278	3	1:56.205	34.070	96	29.754	280	52.381	196	280
2	1:56.421	34.247	99	30.012	279	52.162	197	279	4	2:06.172	35.218	91	34.313	236	56.641	197	236
3	4:55.856	34.024	96	29.836	279	51.996	196	279	5	2:40.695	34.062	92	29.925	279	1:36.708		279

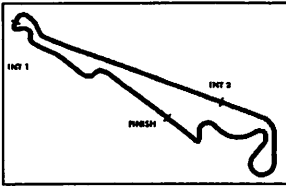
<b>54 Fontana, CHE / Zaugg, CHE / Grenier, CDN</b>									<b>theoretical besttime: 1:55.311</b>								
1	4:07.584	2:42.301	91	31.937	270	53.346	195	270	5	2:12.635	40.042	83	38.364	258	54.229	196	258
2	1:57.666	34.820	91	30.121	276	52.725	196	276	6	1:55.672	34.178	94	29.934	278	51.560	196	278
3	1:55.550	34.191	94	29.834	278	51.525	198	278	7	2:29.044	34.034	95	29.919	261	1:25.091		261
4	1:55.406	33.963	95	29.823	279	51.620	196	279									

<b>55 Schramm, DEU / Kaffer, DEU / Schmidt, CHE</b>									<b>theoretical besttime: 1:55.508</b>								
1	6:45.986	5:20.194	93	32.763	255	53.029	195	255	4	1:55.975	34.203	103	30.059	278	51.713	196	278
2	1:56.575	33.931	99	30.007	279	52.637	196	279	5	1:55.622	33.985	96	29.942	281	51.695	195	281
3	1:55.846	34.113	98	30.070	279	51.663	194	279	6		33.903	96	1:15.248	78			78

<b>58 Watson, GBR / Barnicoat, GBR / Ledogar, FRA</b>									<b>theoretical besttime: 1:54.492</b>								
1	5:15.545					5:15.545			4	1:57.991	33.835	97	29.722	279	54.434	199	279
2	2:28.437	1:01.602	96	30.679	229	56.156	200	229	5		33.740	99	29.781	276			276
3	1:54.556	33.521	95	29.786	276	51.249	198	276									

<b>62 Brundle, GBR / Kirchhöfer, DEU / Martin, BEL</b>									<b>theoretical besttime: 1:54.740</b>								
1	3:34.640	2:07.832	88	31.243	275	55.565	193	275	4	1:54.759	33.772	99	29.724	281	51.263	196	281
2	2:03.538	35.560	92	30.388	276	57.590	196	276	5	2:06.556	33.813	98	29.828	281	1:02.915		281
3	2:00.268	33.895	100	29.705	283	56.668	198	283									





# Blancpain GT Series Endurance Cup

## Sector List Qualifying 2

Provisional



CIRCUIT PAUL RICARD 2018

Circuit Paul Ricard, Length: 5770m

Air temperature: 24.02°C

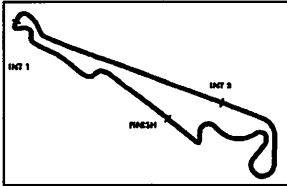
Track temperature: 26.36°C

Weather condition: Dry

Saturday, June 2, 2018 10:02:00

Lap	Time	SE1	SP1	SE2	SP2	SE3	SP3	TSP	Lap	Time	SE1	SP1	SE2	SP2	SE3	SP3	TSP
<b>63</b> Bortolotti, ITA / Engelhart, DEU / Caldarelli, ITA									<b>theoretical besttime: 1:54.866</b>								
1	2:16.046					2:16.046			5	1:58.073	33.891	97	30.033	279	54.149	194	279
2	2:32.641	54.452	99	30.140	278	1:08.049	191	278	6	1:55.674	33.720	96	30.073	279	51.881	195	279
3	1:55.143	33.840	97	29.983	277	51.320	195	277	7	2:02.107	35.153	93	30.161	281	56.793	194	281
4	1:54.870	33.567	94	29.987	279	51.316	195	279	8		34.247	74	1:22.574	79			79
<b>66</b> van der Linde, ZAF / Schothorst, NLD / Schothorst, NLD									<b>theoretical besttime: 1:54.637</b>								
1	7:13.432	5:51.036	98	30.389	273	52.007	194	273	4	1:54.897	33.611	100	30.037	278	51.249	194	278
2	1:55.018	33.898	101	30.131	275	50.989	193	275	5	2:13.821	37.368	96	30.456	276	1:05.997		276
3	1:58.577	34.518	91	30.290	276	53.769	193	276									
<b>72</b> Aleshin, RUS / Molina, ESP / Rigon, ITA									<b>theoretical besttime: 1:54.148</b>								
1	5:21.124	3:55.596	93	30.877	274	54.651	197	274	4	2:06.400	33.640	96	29.874	277	1:02.886	197	277
2	1:56.288	33.887	97	29.894	276	52.507	196	276	5	1:57.632	33.576	98	29.812	276	54.244	197	276
3	1:54.153	33.507	97	29.817	277	50.829	195	277	6	2:08.615	33.681	91	29.953	276	1:04.981		276
<b>76</b> Vaxiviere, FRA / Dennis, GBR / Thiim, DNK									<b>theoretical besttime: 1:54.294</b>								
1	3:29.349	1:57.894	80	34.190	252	57.265	189	252	4	1:54.466	33.458	99	29.856	278	51.152	198	278
2	2:07.934	37.923	94	30.815	273	59.196	197	273	5	2:09.546	34.451	92	30.352	276	1:04.743		276
3	1:56.808	34.045	99	29.684	281	53.079	198	281									
<b>77</b> Guedes, PRT / Amstutz, CHE / Matchiski, RUS									<b>theoretical besttime: 1:56.481</b>								
1	3:35.123					3:35.123			5	1:57.635	34.721	95	30.197	279	52.717	192	279
2	2:24.809	56.835	87	30.769	264	57.205	195	264	6	1:57.239	34.545	95	30.162	278	52.532	194	278
3	1:56.653	34.367	96	30.213	279	52.073	192	279	7		34.627	86	30.149	276			276
4	1:59.097	34.259	92	30.193	279	54.645	195	279									
<b>78</b> Beretta, ITA / Mitchell, GBR / Kodric, HRV									<b>theoretical besttime: 1:54.728</b>								
1	4:09.216					4:09.216			4	1:56.051	33.930	99	29.840	281	52.281	195	281
2	2:32.471	57.249	96	30.150	276	1:05.072	195	276	5	1:55.119	33.751	97	29.799	281	51.569	196	281
3	1:54.795	33.721	98	29.866	280	51.208	195	280	6		35.618	89	34.032	201			201
<b>82</b> Keen, GBR / Ineichen, CHE / Perera, FRA									<b>theoretical besttime: 1:56.035</b>								
1	2:35.858					2:35.858			5	1:56.036	34.162	104	30.028	279	51.845	193	279
2	2:26.488	55.249	97	30.364	275	1:00.875	194	275	6	2:04.602	34.340	100	30.092	279	1:00.170	194	279
3	1:58.751	34.798	99	30.409	279	53.544	194	279	7	1:56.754	34.338	99	30.207	278	52.209	195	278
4	1:56.549	34.220	98	30.104	278	52.225	194	278	8		35.020	103	1:13.925	79			79
<b>87</b> Jamin, FRA / Ricci, BEL / Beaubelique, FRA									<b>theoretical besttime: 1:57.704</b>								
1	5:07.356	3:40.638	88	31.416	262	55.302	194	262	4	1:57.723	34.623	99	30.504	271	52.596	194	271
2	1:59.105	35.382	95	30.832	270	52.891	194	270	5	1:58.065	34.604	91	30.572	270	52.889	193	270
3	1:59.032	35.009	90	30.835	269	53.188	195	269	6	2:18.482	39.238	90	31.190	271	1:08.054		271
<b>88</b> Christodoulou, GBR / Jäger, DEU / Marciello, ITA									<b>theoretical besttime: 1:54.933</b>								
1	5:06.578	3:37.437	94	32.033	250	57.108	195	250	5	1:55.190	33.717	99	30.370	271	51.103	194	271
2	1:55.161	33.791	99	30.319	271	51.051	194	271	6	1:55.129	33.801	98	30.243	272	51.085	193	272
3	2:02.440	34.718	88	32.799	240	54.923	196	240	7		36.535	86	1:09.284	82			82
4	1:54.996	33.714	97	30.306	270	50.976	195	270									
<b>89</b> Giauque, CHE / Debard, FRA / Barthez, FRA									<b>theoretical besttime: 1:56.842</b>								
1	7:46.906	6:19.777	91	31.375	267	55.754	194	267	4	1:57.838	34.356	89	30.417	270	53.065	195	270
2	1:58.140	34.592	92	30.532	267	53.016	194	267	5	2:13.905	34.333	92	30.638	270	1:08.934		270
3	1:56.854	34.195	95	30.429	272	52.230	194	272									





# Blancpain GT Series Endurance Cup

## Sector List Qualifying 2

Provisional



CIRCUIT PAUL RICARD 2018

Circuit Paul Ricard, Length: 5770m

Air temperature: 24.02°C

Track temperature: 26.36°C

Weather condition: Dry

Saturday, June 2, 2018 10:02:00

Lap	Time	SE1	SP1	SE2	SP2	SE3	SP3	TSP	Lap	Time	SE1	SP1	SE2	SP2	SE3	SP3	TSP
<b>90</b>	<b>Szymkowiak, NLD / Manchester, GBR / Bastian, DEU</b>								<b>theoretical besttime: 1:56.390</b>								
1	2:31.703	1:03.108	93	33.006	260	55.589	193	260	4	1:57.052	34.154	100	30.438	270	52.460	186	270
2	1:57.838	34.564	99	30.646	269	52.628	193	269	5	2:36.226	37.591	87	34.014	219	1:24.621		219
3	1:56.771	34.535	100	30.398	270	51.838	193	270									

<b>97</b>	<b>Al Harthy, OMN / McKay, GBR / Eastwood, IRL</b>								<b>theoretical besttime: 1:55.653</b>								
1	3:31.237	1:58.735	95	35.408	232	57.094	197	232	4	1:55.866	33.940	98	29.922	278	52.004	196	278
2	2:03.271	34.516	94	29.993	276	58.762	198	276	5	1:55.836	33.986	95	30.059	279	51.791	197	279
3	2:00.861	34.861	95	30.528	275	55.472	198	275	6		35.360	88	36.924	149			149

<b>98</b>	<b>Collard, GBR / Yelloly, GBR / Krohn, FIN</b>								<b>theoretical besttime: 1:55.156</b>								
1	6:08.229					6:08.229			4	1:55.156	33.819	98	30.017	276	51.320	194	276
2	2:23.532	58.876	93	31.103	269	53.553	197	269	5	2:01.907	36.433	94	30.323	276	55.151	197	276
3	1:56.399	34.026	94	30.054	274	52.319	196	274	6		34.152	93	32.295	243			243

<b>99</b>	<b>Klingmann, DEU / Mostert, AUS / Blomqvist, GBR</b>								<b>theoretical besttime: 1:55.039</b>								
1	5:12.227					5:12.227			4	1:59.959	33.899	93	31.943	264	54.117	196	264
2	2:24.195	57.588	94	30.997	269	55.610	196	269	5	1:59.064	33.700	91	30.043	274	55.321	195	274
3	1:55.135	33.753	94	30.086	275	51.296	196	275	6		33.894	91	30.281	273			273

<b>114</b>	<b>Palttala, FIN / Orтели, MCO / Siedler, AUT</b>								<b>theoretical besttime: 1:54.790</b>								
1	2:58.355	1:33.455	92	31.393	255	53.507	194	255	5	1:55.422	34.103	96	29.905	279	51.414	196	279
2	1:56.052	34.050	98	29.941	278	52.061	194	278	6	1:59.739	34.138	95	29.801	279	55.800	197	279
3	1:54.791	33.812	98	29.802	279	51.177	196	279	7	1:55.251	33.943	92	29.866	279	51.442	196	279
4	2:01.372	34.028	96	29.864	280	57.480	197	280	8		38.533	90	1:13.830	77			77


<b>188</b>	<b>West, GBR / Harris, GBR / Goodwin, GBR</b>								<b>theoretical besttime: 1:55.740</b>								
1	5:44.509					5:44.509			4	1:56.189	34.158	95	29.849	276	52.182	198	276
2	2:18.218	55.763	93	30.039	276	52.416	200	276	5	1:55.961	33.945	98	29.794	278	52.222	199	278
3	1:56.179	34.304	97	29.874	276	52.001	200	276	6		34.456	94	29.845	277			277

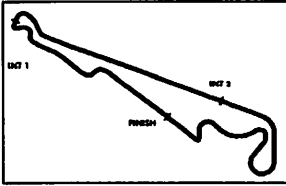
<b>333</b>	<b>Salikhov, RUS / Mattschull, DEU / Ludwig, DEU</b>								<b>theoretical besttime: 1:55.624</b>								
1	3:56.356	2:30.906	96	31.593	226	53.857	196	226	5	2:13.127	40.237	79	37.029	229	55.861	197	229
2	1:57.104	34.129	93	30.230	275	52.745	196	275	6	1:55.887	33.928	94	30.139	276	51.820	197	276
3	1:56.080	33.918	96	29.982	277	52.180	196	277	7	2:33.261	33.980	93	30.012	279	1:29.269		279
4	1:55.852	34.109	93	30.019	277	51.724	197	277									

<b>488</b>	<b>Yoon, HKG / Ehret, DEU / Penttinen, FIN</b>								<b>theoretical besttime: 1:57.198</b>								
1	2:14.536	49.316	96	30.803	272	54.417	194	272	5	1:57.308	34.556	96	30.257	276	52.495	192	276
2	1:58.453	34.985	98	30.479	273	52.989	192	273	6	1:57.497	34.446	96	30.284	276	52.767	193	276
3	1:57.875	34.775	97	30.541	274	52.559	192	274	7	1:57.443	34.587	96	30.347	275	52.509	192	275
4	1:58.374	34.721	96	30.544	273	53.109	196	273	8	2:35.005	35.582	94	33.141	161	1:26.282		161

<b>888</b>	<b>Hansch, DEU / Antonio Forne, ESP / Stippler, DEU</b>								<b>theoretical besttime: 1:56.578</b>								
1	3:03.829	1:33.071	92	33.917	266	56.841	193	266	5	1:56.928	34.211	97	30.171	276	52.546	192	276
2	1:57.516	34.986	97	30.187	276	52.343	192	276	6	1:57.066	34.347	99	30.307	274	52.412	193	274
3	1:57.024	34.270	96	30.270	276	52.484	192	276	7	2:08.001	34.564	100	33.235	204	1:00.202	193	204
4	1:56.942	34.461	97	30.285	276	52.196	193	276	8		38.403	88	1:12.453	80			80

<b>911</b>	<b>Dumas, FRA / Werner, DEU / Makowiecki, FRA</b>								<b>theoretical besttime: 1:54.972</b>								
1	5:56.793	4:32.512	93	30.269	274	54.012	195	274	3	1:54.972	33.615	90	29.994	274	51.363	195	274
2	1:55.810	33.956	93	30.102	274	51.752	196	274	4	2:09.051	34.116	94	30.167	274	1:04.768		274





# Blancpain GT Series Endurance Cup

## Sector List Qualifying 2

Provisional



Circuit Paul Ricard, Length: 5770m  
 Air temperature: 24.02°C  
 Track temperature: 26.36°C  
 Weather condition: Dry

Saturday, June 2, 2018 10:02:00

Lap	Time	SE1	SP1	SE2	SP2	SE3	SP3	TSP	Lap	Time	SE1	SP1	SE2	SP2	SE3	SP3	TSP
<b>991 Häring, DEU / Brauner, DEU / Triller, DEU</b>									<b>theoretical besttime: 1:57.478</b>								
1	5:09.090	3:43.297	89	31.118	271	54.675	194	271	4	2:03.064	35.147	95	30.333	252	57.584	193	252
2	1:58.032	34.949	97	30.373	274	52.710	194	274	5	1:58.830	34.440	86	31.240	270	53.150	192	270
3	2:01.500	34.960	87	30.447	274	56.093	172	274	6	1:58.047	34.596	91	30.328	272	53.123	192	272