

Blancpain GT Series Endurance Cup

Sector List Qualifying 1

Provisional

Circuit Paul Ricard, Length: 5770m

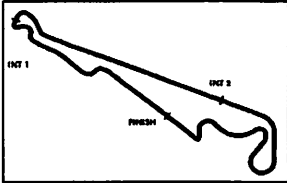
Air temperature: 23.91°C

Track temperature: 27.93°C

Weather condition: Dry

Saturday, June 2, 2018 9:40:00

Lap	Time	SE1	SP1	SE2	SP2	SE3	SP3	TSP	Lap	Time	SE1	SP1	SE2	SP2	SE3	SP3	TSP
1 Vanthoor, BEL / Mies, DEU / Riberas, ESP									theoretical besttime: 1:54.393								
1	6:13.643	4:43.172	91	35.472	257	54.999	196	257	4	1:58.633	33.705	99	29.698	282	55.230	194	282
2	1:54.660	33.847	99	29.665	281	51.148	196	281	5	1:55.057	33.580	96	29.841	281	51.636	194	281
3	1:54.643	33.693	96	29.674	281	51.276	194	281	6	2:05.702	33.998	93	29.721	283	1:01.983		283
4 Engel, DEU / Stolz, DEU / Buurman, NLD									theoretical besttime: 1:55.025								
1	3:46.907					3:46.907			5	1:57.279	34.209	97	30.486	274	52.584	196	274
2	2:36.833	1:10.781	95	32.087	252	53.965	196	252	6	1:55.271	33.877	97	30.249	272	51.145	196	272
3	1:59.382	35.542	96	31.300	269	52.540	196	269	7	1:55.025	33.821	95	30.189	274	51.015	196	274
4	1:55.315	33.908	97	30.229	273	51.178	195	273									
5 Lendoudis, GRC / Al Faisal, SAU / Aguas, PRT									theoretical besttime: 1:57.961								
1	3:06.351	1:39.839	93	31.951	266	54.561	193	266	5	1:58.723	35.377	94	30.382	273	52.964	193	273
2	1:58.281	34.777	97	30.358	272	53.146	193	272	6	1:59.416	35.035	95	30.496	272	53.885	194	272
3	1:58.452	34.674	98	30.540	271	53.238	194	271	7		35.207	98	30.612	272			272
4	1:58.456	34.639	94	30.375	274	53.442	194	274									
6 Al Faisal, SAU / Haupt, DEU / Piana, ITA									theoretical besttime: 1:55.998								
1	3:43.311					3:43.311			5	1:56.863	34.127	93	30.386	274	52.350	195	274
2	2:40.624	1:14.903	95	32.045	269	53.676	196	269	6	1:58.559	34.535	95	30.439	274	53.585	195	274
3	1:59.657	35.975	98	31.126	254	52.556	196	254	7	1:56.864	34.236	92	30.456	272	52.172	194	272
4	1:56.038	34.167	95	30.225	274	51.646	194	274									
7 Pepper, ZAF / Gounon, FRA / Kane, GBR									theoretical besttime: 1:54.973								
1	3:26.249	1:48.296	86	38.805	254	59.148	198	254	5	1:55.350	33.836	98	29.882	273	51.632	198	273
2	1:55.406	34.173	100	29.965	272	51.268	196	272	6	2:09.827	37.074	90	32.432	269	1:00.321	196	269
3	2:00.335	35.112	77	31.375	271	53.848	197	271	7	2:05.967	34.069	97	30.098	272	1:01.800		272
4	1:55.512	34.070	98	29.869	274	51.573	198	274									
8 Abril, MCO / Soucek, ESP / Soulet, BEL									theoretical besttime: 1:54.889								
1	5:42.304	4:15.752	94	31.012	265	55.540	196	265	4	1:55.016	33.845	95	30.089	272	51.082	195	272
2	1:55.263	34.166	99	30.086	270	51.011	196	270	5	1:55.132	33.882	97	30.166	271	51.084	196	271
3	1:59.425	34.071	96	30.033	272	55.321	195	272	6	2:06.086	33.924	97	30.255	272	1:01.907		272
12 Monti, FRA / Rizzoli, ITA / Frassinetti, ITA									theoretical besttime: 1:54.998								
1	5:09.562	3:30.813	92	34.688	218	1:04.061	195	218	4	2:00.112	33.980	96	29.859	282	56.273	197	282
2	1:55.418	34.221	93	29.728	284	51.469	197	284	5	1:55.313	33.801	96	29.729	284	51.783	196	284
3	2:05.352	37.773	93	35.020	246	52.559	197	246	6	2:09.324	33.850	95	29.778	283	1:05.696		283
14 Seefried, AUT / Klien, AUT / Costa, ESP									theoretical besttime: 1:55.122								
1	5:02.450	3:23.461	85	37.496	198	1:01.493	194	198	5	1:57.364	34.233	93	30.012	281	53.119	196	281
2	1:57.729	34.464	98	29.882	281	53.383	196	281	6	1:55.505	34.010	97	29.916	279	51.579	195	279
3	1:58.134	35.110	93	29.765	283	53.259	196	283	7	2:17.625	36.039	92	33.668	258	1:07.918		258
4	1:55.193	33.893	96	29.836	280	51.464	196	280									
17 Leonard, GBR / van der Linde, ZAF / Vervisch, BEL									theoretical besttime: 1:55.759								
1	3:19.542	1:43.412	90	35.475	248	1:00.655	193	248	4	1:59.518	34.066	98	30.238	278	55.214	193	278
2	1:55.747	34.049	100	30.094	276	51.604	194	276	5	1:59.893	34.131	97	30.315	279	55.447	194	279
2	2:01.147	33.866	98	30.062	280	57.219	194	280	6	1:57.757	34.651	89	30.613	278	52.493	194	278
3	1:55.868	33.906	97	30.131	279	51.831	194	279									
19 Gianmaria, ITA / Perez Companc, ARG / Mapelli, CHE									theoretical besttime: 1:55.237								
1	3:35.119					3:35.119			4	1:55.295	33.862	95	29.980	279	51.453	193	279
2	2:24.509	55.687	90	30.253	276	58.569	194	276	5	1:58.046	33.893	93	30.029	278	54.124	194	278
3	1:55.484	33.988	92	29.922	280	51.574	194	280	6		33.957	92	30.033	278			278



Blancpain GT Series Endurance Cup

Sector List Qualifying 1

Provisional



Circuit Paul Ricard, Length: 5770m

Air temperature: 23.91°C

Track temperature: 27.93°C

Weather condition: Dry

Saturday, June 2, 2018 9:40:00

Lap	Time	SE1	SP1	SE2	SP2	SE3	SP3	TSP	Lap	Time	SE1	SP1	SE2	SP2	SE3	SP3	TSP
22 Witt, GBR / Sanchez, MEX / Moore, GBR									theoretical besttime: 1:56.187								
1	2:43.009	1:19.752	83	30.511	277	52.746	200	277	5	1:59.942	36.407	92	30.219	284	53.316	198	284
2	1:56.427	34.487	93	29.757	282	52.183	199	282	6	1:56.681	34.418	90	29.927	282	52.336	197	282
3	1:56.386	34.561	93	29.699	283	52.126	198	283	7	1:56.542	34.385	91	29.848	284	52.309	198	284
4	1:56.689	34.363	91	29.794	284	52.532	197	284	8		36.067	88	30.551	282			282

23 Parry, GBR / Buncombe, GBR / Ordenez, ESP									theoretical besttime: 1:55.156								
1	5:01.122					5:01.122			4	1:55.298	33.820	98	29.831	279	51.647	200	279
2	2:23.199	56.911	94	30.916	271	55.372	201	271	5	1:59.612	34.405	94	29.912	273	55.295	200	273
3	1:55.395	33.965	100	29.706	280	51.724	201	280	6	1:55.290	33.803	95	29.780	279	51.707	200	279

24 Niederhauser, CHE / Marioneck, DEU / Siljehaug, NOR									theoretical besttime: 1:55.517								
1	3:13.366	1:39.110	87	32.951	270	1:01.305	201	270	4	1:55.517	33.955	99	29.689	284	51.873	201	284
2	1:56.636	34.264	96	29.775	281	52.597	201	281	5	2:10.990	37.571	82	32.931	201	1:00.488	201	201
2	2:00.114	37.295	95	30.036	282	52.783	202	282	6		34.615	94	30.786	272			272
3	1:56.323	34.085	93	29.965	282	52.273	201	282									

25 Winkelhock, DEU / Gachet, FRA / Haase, DEU									theoretical besttime: 1:54.792								
1	4:57.071	3:27.925	96	31.735	226	57.411	195	226	4	1:57.294	33.775	95	30.253	276	53.266	194	276
2	1:54.938	33.829	96	29.973	279	51.136	194	279	5	1:55.419	33.767	96	30.022	279	51.630	192	279
3	2:01.144	33.734	89	29.922	279	57.488	194	279	6	2:09.231	34.720	93	30.532	276	1:03.979		276

26 Kelders, BEL / Rostan, FRA / Stievenart, FRA									theoretical besttime: 1:59.406								
1	2:55.005	1:25.777	87	31.953	272	57.275	186	272	5	2:00.298	35.092	93	30.722	276	54.484	192	276
2	2:03.566	36.215	93	31.290	276	56.061	192	276	6	1:59.871	35.231	93	30.501	278	54.139	192	278
3	2:00.435	35.413	94	30.468	277	54.554	186	277	7	1:59.937	34.952	97	30.349	278	54.636	192	278
4	2:00.161	35.707	97	30.342	278	54.112	192	278	8	2:34.984	39.940	73	35.131	228	1:19.913		228

27 Cipriani, ITA / Ramos, PRT / Crestani, ITA									theoretical besttime: 1:56.898								
1	2:49.582	1:21.581	85	30.719	276	57.302	193	276	5	1:58.107	34.303	94	30.201	277	53.603	192	277
2	1:57.464	34.739	94	30.072	279	52.653	194	279	6	1:57.871	34.453	93	30.309	279	53.109	194	279
3	1:59.315	35.875	99	29.982	279	53.458	194	279	7		34.650	92	30.402	277			277
4	1:57.371	34.674	95	30.084	279	52.613	193	279									

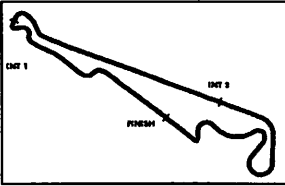
28 Gattuso, ITA / Leo, ITA / Santamato, FRA									theoretical besttime: 1:55.915								
1	2:47.314	1:21.776	94	30.701	273	54.837	192	273	4	1:56.483	34.219	94	30.057	279	52.207	193	279
2	1:56.794	34.350	93	30.185	277	52.259	194	277	5	1:56.513	33.943	94	30.159	279	52.411	193	279
3	1:56.265	34.293	95	30.046	279	51.926	194	279	6		34.309	95	30.200	279			279

31 Pierce, GBR / Smith, GBR / Morris, GBR									theoretical besttime: 1:56.292								
1	3:32.120	2:02.369	86	32.247	242	57.504	200	242	4	1:56.810	34.249	93	29.826	272	52.735	198	272
2	1:56.575	34.263	90	29.939	274	52.373	197	274	5		34.665	86	29.999	270			270
3	1:56.765	34.601	88	29.670	274	52.494	199	274									

35 Bulatov, RUS / Petrov, RUS / Meadows, GBR									theoretical besttime: 1:55.118								
1	3:05.256	1:36.234	88	32.205	266	56.817	196	266	5	1:55.630	34.027	94	30.082	275	51.521	196	275
2	2:02.885	33.976	96	30.051	274	58.858	196	274	6	1:57.357	34.163	93	30.171	275	53.023	193	275
3	1:55.118	33.687	95	29.971	276	51.460	196	276	7	2:14.641	37.775	85	30.637	276	1:06.229		276
4	2:15.243	41.570	93	33.965	265	59.708	196	265									

36 Oeverhaus, DEU / Buchardt, NOR / Vinke, GBR									theoretical besttime: 1:56.804								
1	3:27.193	1:56.712	94	32.845	258	57.636	196	258	5	1:57.469	34.956	92	30.106	278	52.407	196	278
2	1:57.582	34.861	96	30.083	275	52.638	195	275	6	2:00.815	36.028	91	30.319	277	54.468	196	277
3	1:57.831	34.635	94	29.986	280	53.210	197	280	7	1:58.665	34.854	94	30.652	276	53.159	194	276
4	1:57.016	34.562	97	30.198	278	52.256	198	278									





Blancpain GT Series Endurance Cup

Sector List Qualifying 1

Provisional

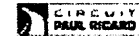


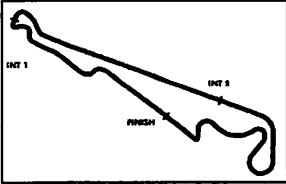
CIRCUIT PAUL RICARD 2018

Circuit Paul Ricard, Length: 5770m
 Air temperature: 23.91°C
 Track temperature: 27.93°C
 Weather condition: Dry

Saturday, June 2, 2018 9:40:00

Lap	Time	SE1	SP1	SE2	SP2	SE3	SP3	TSP	Lap	Time	SE1	SP1	SE2	SP2	SE3	SP3	TSP
42 Buncombe, GBR / Leventis, GBR / Williamson, GBR									theoretical besttime: 1:56.458								
1	2:45.879	1:19.388	81	31.238	264	55.253	193	264	5	1:56.611	34.046	95	30.646	269	51.919	193	269
2	2:07.168	35.128	98	31.085	270	1:00.955	193	270	6	2:11.519	34.507	84	34.948	252	1:02.064	193	252
3	1:56.984	34.508	96	30.529	268	51.947	194	268	7	1:57.898	34.620	96	30.693	269	52.585	194	269
4	1:56.514	34.083	93	30.548	270	51.883	193	270	8	2:09.735	34.159	92	30.680	269	1:04.896		269
43 Götz, DEU / Parente, PRT / Buhk, DEU									theoretical besttime: 1:55.362								
1	6:17.141	4:45.749	94	35.484	225	55.908	196	225	4	2:01.281	33.890	96	30.379	271	57.012	194	271
2	1:56.727	33.832	100	30.379	269	52.516	196	269	5	1:56.703	33.949	97	30.375	270	52.379	194	270
3	1:55.412	33.871	99	30.320	269	51.221	194	269	6	1:55.511	33.821	96	30.429	269	51.261	194	269
44 Fumanelli, ITA / Tambay, FRA / Fraga, BRA									theoretical besttime: 1:55.259								
1	3:54.004	2:13.199	93	37.474	205	1:03.331	193	205	5	1:55.431	34.029	98	30.313	270	51.089	194	270
2	2:02.029	34.502	90	30.518	266	57.009	194	266	6	2:06.032	36.104	85	31.989	267	57.939	194	267
3	1:55.658	34.169	96	30.361	268	51.128	194	268	7	2:09.402	33.857	94	30.678	267	1:04.867		267
4	1:55.680	33.921	97	30.394	267	51.365	194	267									
49 Burke, GBR / Yoluc, GBR / Hankey, GBR									theoretical besttime: 1:55.758								
1	4:38.139	3:13.048	98	31.650	242	53.441	194	242	5	2:00.370	36.516	99	30.557	270	53.297	194	270
2	1:56.336	34.296	100	30.268	270	51.772	194	270	6	1:56.287	34.211	97	30.336	271	51.740	196	271
3	1:56.013	34.098	98	30.026	275	51.889	194	275	7	2:14.364	35.384	95	30.937	270	1:08.043		270
4	1:56.960	33.992	98	30.254	272	52.714	194	272									
51 Cameron, GBR / de Lorenzi, UAE / Griffin, IRL									theoretical besttime: 1:57.743								
1	3:01.370	1:26.904	88	36.099	212	58.367	196	212	5	1:57.743	34.601	94	30.221	276	52.921	195	276
2	1:58.411	35.010	98	30.361	276	53.040	194	276	6	1:58.826	35.073	94	30.536	274	53.217	196	274
3	2:02.294	35.788	89	32.457	249	54.049	190	249	7	2:12.927	34.987	91	30.422	274	1:07.518		274
4	1:58.084	34.743	88	30.352	277	52.989	196	277									
53 Hommerson, NLD / Machiels, BEL / Bertolini, ITA									theoretical besttime: 1:55.842								
1	3:59.289	2:26.180	85	33.263	252	59.846	194	252	4	2:11.207	34.160	98	30.027	277	1:07.020		277
2	1:57.811	34.737	96	30.013	277	53.061	197	277	5	4:11.635	2:47.917	94	30.367	274	53.351	196	274
3	1:56.097	34.415	99	29.930	278	51.752	197	278	6	2:08.048	34.316	95	30.078	278	1:03.654		278
54 Fontana, CHE / Zaugg, CHE / Grenier, CDN									theoretical besttime: 1:54.413								
1	4:21.983	2:52.127	92	33.640	241	56.216	196	241	5	1:54.969	33.921	97	29.809	278	51.239	196	278
2	2:01.590	35.146	82	30.671	275	55.773	193	275	6	2:10.268	35.570	88	35.192	184	59.506	195	184
3	1:54.413	33.867	98	29.576	280	50.970	198	280	7	2:07.499	34.117	95	29.896	278	1:03.486		278
4	1:59.939	36.542	91	30.651	277	52.746	196	277									
55 Schramm, DEU / Kaffer, DEU / Schmidt, CHE									theoretical besttime: 1:55.560								
1	4:05.258	2:33.438	96	30.906	274	1:00.914	195	274	4	2:01.545	34.174	98	29.961	279	57.410	192	279
2	1:57.552	35.093	102	29.939	279	52.520	193	279	5	2:05.339	39.398	96	30.744	276	55.197	194	276
3	1:55.905	34.384	100	30.074	278	51.447	194	278	6	2:08.960	34.331	100	30.279	276	1:04.350		276
58 Watson, GBR / Barnicoat, GBR / Ledogar, FRA									theoretical besttime: 1:54.244								
1	5:23.558					5:23.558			3	1:54.244	33.343	100	29.694	276	51.207	198	276
2	2:16.687	55.060	100	29.837	276	51.790	199	276	4		34.131	97	30.315	276			276
62 Brundle, GBR / Kirchhöfer, DEU / Martin, BEL									theoretical besttime: 1:54.952								
1	4:13.081	2:38.779	91	34.363	249	59.939	195	249	4	1:57.804	34.028	97	29.708	281	54.068	196	281
2	2:06.833	36.513	89	33.860	251	56.460	197	251	5	1:55.591	34.021	94	29.955	279	51.615	196	279
3	1:55.101	33.656	96	29.681	281	51.764	197	281	6	2:07.636	34.068	91	29.915	280	1:03.653		280





Blancpain GT Series Endurance Cup

Sector List Qualifying 1

Provisional



CIRCUIT PAUL RICARD 2018

Circuit Paul Ricard, Length: 5770m

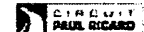
Air temperature: 23.91°C

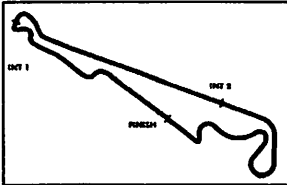
Track temperature: 27.93°C

Weather condition: Dry

Saturday, June 2, 2018 9:40:00

Lap	Time	SE1	SP1	SE2	SP2	SE3	SP3	TSP	Lap	Time	SE1	SP1	SE2	SP2	SE3	SP3	TSP
63 Bortolotti, ITA / Engelhart, DEU / Caldarelli, ITA									theoretical besttime: 1:54.469								
1	3:56.029					3:56.029			5	1:54.764	33.643	97	29.910	279	51.211	196	279
2	2:32.188	1:04.222	90	30.746	278	57.220	193	278	6	2:04.918	35.945	93	30.322	280	58.651	194	280
3	1:59.534	35.412	96	30.331	279	53.791	195	279	7		33.772	100	30.062	277			277
4	1:54.694	33.820	99	29.958	277	50.916	195	277									
66 van der Linde, ZAF / Schothorst, NLD / Schothorst, NLD									theoretical besttime: 1:54.773								
1	7:34.178	6:05.324	97	32.594	242	56.260	194	242	4	2:00.148	35.092	90	30.873	275	54.183	192	275
2	1:55.445	33.779	98	30.441	275	51.225	193	275	5	2:21.908	33.722	94	30.116	277	1:18.070		277
3	1:54.788	33.454	97	30.094	276	51.240	193	276									
72 Aleshin, RUS / Molina, ESP / Rigon, ITA									theoretical besttime: 1:55.028								
1	4:24.179	3:00.422	85	30.579	271	53.178	196	271	5	1:59.327	35.803	88	30.449	256	53.075	196	256
2	1:58.163	34.378	97	30.421	276	53.364	197	276	6	1:56.587	33.914	94	29.963	276	52.710	196	276
3	1:55.130	33.676	96	29.981	276	51.473	195	276	7	1:55.280	33.716	96	30.022	276	51.542	195	276
4	1:55.441	33.642	96	29.913	276	51.886	198	276									
76 Vaxiviere, FRA / Dennis, GBR / Thiim, DNK									theoretical besttime: 1:54.276								
1	4:03.278	2:30.970	88	31.838	271	1:00.470	198	271	4	1:54.276	33.523	93	29.764	279	50.989	198	279
2	1:59.087	35.979	96	30.446	278	52.662	198	278	5	2:01.867	37.318	94	30.844	277	53.705	198	277
3	2:04.877	38.244	89	31.658	278	54.975	200	278	6	2:16.877	35.455	92	32.563	258	1:08.859		258
77 Guedes, PRT / Amstutz, CHE / Matchiski, RUS									theoretical besttime: 1:56.844								
1	3:30.520					3:30.520			5	1:57.451	34.542	92	30.346	277	52.563	194	277
2	2:29.845	58.831	85	32.009	270	59.005	194	270	6	1:57.342	34.384	96	30.244	276	52.714	194	276
3	1:57.122	34.662	95	30.064	279	52.396	194	279	7	1:57.331	34.396	91	30.270	276	52.665	194	276
4	2:03.451	34.667	97	30.395	247	58.389	196	247									
78 Beretta, ITA / Mitchell, GBR / Kodric, HRV									theoretical besttime: 1:55.452								
1	2:12.446					2:12.446			4	1:55.781	34.001	97	29.887	278	51.893	195	278
2	2:23.764	57.099	94	31.273	258	55.392	196	258	5	1:55.629	33.865	95	29.992	280	51.772	195	280
3	1:57.912	33.873	94	29.815	279	54.224	195	279	6		37.054	90	33.590	210			210
4	1:55.529	33.718	95	29.725	282	52.086	196	282									
82 Keen, GBR / Ineichen, CHE / Perera, FRA									theoretical besttime: 1:55.338								
1	3:15.233					3:15.233			5	1:57.223	33.862	102	30.141	276	53.220	194	276
2	2:20.816	55.861	98	30.421	273	54.534	193	273	5	1:55.550	33.941	103	30.140	276	51.469	196	276
3	2:00.824	34.035	101	30.461	274	56.328	193	274	6	2:04.589	35.089	94	32.261	272	57.239	195	272
4	1:55.491	34.094	102	30.071	277	51.326	194	277									
87 Jamin, FRA / Ricci, BEL / Beaubelique, FRA									theoretical besttime: 1:55.387								
1	7:28.795	5:57.290	89	31.769	241	59.736	194	241	4	1:56.589	34.176	93	30.247	272	52.166	194	272
2	1:55.836	34.345	97	30.347	270	51.144	194	270	5	1:56.195	34.063	95	30.253	274	51.879	193	274
3	1:55.782	33.996	94	30.284	272	51.502	193	272									
88 Christodoulou, GBR / Jäger, DEU / Marciello, ITA									theoretical besttime: 1:54.899								
1	4:42.674	3:18.950	91	31.132	262	52.592	195	262	4	2:03.013	34.716	94	30.394	270	57.903	196	270
2	1:55.640	34.446	96	30.279	270	50.915	194	270	5	1:55.343	33.815	96	30.469	270	51.059	194	270
3	1:55.321	34.012	97	30.169	272	51.140	195	272	6	2:07.688	34.034	96	30.430	270	1:03.224		270
89 Giauque, CHE / Debard, FRA / Barthez, FRA									theoretical besttime: 1:56.194								
1	6:44.062	5:19.989	90	31.375	266	52.698	194	266	4	1:56.639	34.245	97	30.373	271	52.021	193	271
2	1:56.491	34.307	95	30.366	270	51.818	193	270	5	1:58.286	34.155	92	30.433	270	53.698	194	270
3	2:00.477	34.279	96	30.456	272	55.742	194	272	6	2:16.231	34.010	92	30.574	269	1:11.647		269





Blancpain GT Series Endurance Cup

Sector List Qualifying 1

Provisional



Circuit Paul Ricard, Length: 5770m

Air temperature: 23.91°C

Track temperature: 27.93°C

Weather condition: Dry

Saturday, June 2, 2018 9:40:00

Lap	Time	SE1	SP1	SE2	SP2	SE3	SP3	TSP	Lap	Time	SE1	SP1	SE2	SP2	SE3	SP3	TSP
90 Szymkowiak, NLD / Manchester, GBR / Bastian, DEU									theoretical besttime: 1:55.600								
1	2:28.778	44.174	90	32.126	246	1:12.478	194	246	5	2:08.220	38.319	96	31.558	214	58.343	195	214
2	1:56.004	34.364	101	30.311	270	51.329	194	270	6	1:56.973	34.021	96	30.448	270	51.504	194	270
3	2:07.247	38.726	89	31.045	264	57.476	196	264	7	2:09.951	34.141	99	30.447	270	1:05.363		270
4	1:59.386	33.960	102	30.316	272	55.110	184	272									

97 Al Harthy, OMN / McKay, GBR / Eastwood, IRL									theoretical besttime: 1:55.969								
1	1:48.183					1:48.183			5	2:23.108	37.240	57	41.875	245	1:03.993	199	245
2	2:40.176	1:12.684	91	32.964	254	54.528	198	254	6	1:56.217	34.159	98	29.918	278	52.140	195	278
3	1:59.928	34.254	98	29.908	279	55.766	198	279	7		38.591	90	35.769	221			221
4	1:55.969	34.128	99	29.896	280	51.945	198	280									

98 Collard, GBR / Yelloly, GBR / Krohn, FIN									theoretical besttime: 1:54.678								
1	6:51.712					6:51.712			4	1:55.036	33.811	90	30.080	276	51.145	196	276
2	2:21.774	56.737	91	30.749	269	54.288	198	269	5	1:56.294	33.735	92	30.019	277	52.540	197	277
3	1:54.756	33.738	96	29.798	278	51.220	195	278	6		40.645	83	37.617	210			210

99 Klingmann, DEU / Mostert, AUS / Blomqvist, GBR									theoretical besttime: 1:55.103								
1	6:33.232					6:33.232			4	2:02.074	33.949	97	30.115	275	58.010	196	275
2	2:22.952	59.021	89	31.387	262	52.544	198	262	5	1:55.455	33.761	95	30.166	274	51.528	195	274
3	1:55.175	33.833	98	30.010	275	51.332	195	275	6		35.790	91	30.770	271			271

114 Palttala, FIN / Ortelli, MCO / Siedler, AUT									theoretical besttime: 1:54.560								
1	3:23.437	1:49.299	90	37.253	231	56.885	196	231	5	1:54.938	33.856	93	29.836	281	51.246	194	281
2	1:54.820	33.909	97	29.871	278	51.040	195	278	6	1:55.244	33.802	91	30.012	281	51.430	194	281
3	2:01.649	36.632	93	30.157	279	54.860	197	279	7	2:13.053	36.309	91	30.883	274	1:05.861		274
4	1:54.799	33.684	95	29.884	280	51.231	194	280									

188 West, GBR / Harris, GBR / Goodwin, GBR									theoretical besttime: 1:56.384								
1	5:37.753					5:37.753			4	1:56.705	34.328	99	29.969	276	52.408	200	276
2	2:32.690	1:03.588	92	32.490	260	56.612	201	260	5	1:58.099	34.170	96	30.160	274	53.769	198	274
3	1:56.898	34.256	94	30.031	276	52.611	199	276	6	1:56.555	34.014	95	30.140	274	52.401	199	274

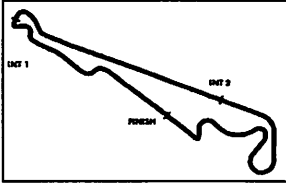
333 Salikhov, RUS / Mattschull, DEU / Ludwig, DEU									theoretical besttime: 1:55.752								
1	4:07.207	2:36.756	92	31.856	268	58.595	197	268	5	1:56.796	34.247	98	30.344	274	52.205	196	274
2	1:56.914	34.637	100	30.184	276	52.093	195	276	6	1:56.371	34.079	98	30.329	274	51.963	196	274
3	1:56.450	34.722	97	30.054	277	51.674	197	277	7	2:10.148	35.245	95	30.541	274	1:04.362		274
4	1:56.338	34.024	98	30.134	276	52.180	197	276									

488 Yoon, HKG / Ehret, DEU / Penttinen, FIN									theoretical besttime: 1:57.538								
1	5:46.103	4:17.425	94	31.318	259	57.360	193	259	4	1:57.975	34.704	95	30.387	273	52.884	196	273
2	1:58.012	34.935	96	30.225	274	52.852	195	274	5	1:57.744	34.576	96	30.321	272	52.847	196	272
3	1:59.441	36.121	94	30.286	273	53.034	195	273	6	1:57.849	34.466	97	30.415	272	52.968	194	272

888 Hansch, DEU / Antonio Forns, ESP / Stippler, DEU									theoretical besttime: 1:58.752								
1	2:59.019	1:30.267	88	32.745	267	56.007	188	267	5	2:00.325	36.378	95	30.396	277	53.551	190	277
2	1:59.992	35.866	97	30.613	274	53.513	191	274	6	2:06.149	34.843	96	30.535	275	1:00.771	190	275
3	2:00.338	35.539	99	30.427	276	54.372	191	276	7	2:03.816	35.957	72	32.581	266	55.278	189	266
4	2:01.684	36.929	96	30.573	276	54.182	190	276									

911 Dumas, FRA / Werner, DEU / Makowiecki, FRA									theoretical besttime: 1:55.187								
1	5:45.245	4:18.116	97	30.039	274	57.090	195	274	4	1:55.390	33.913	95	30.079	273	51.398	195	273
2	1:55.624	33.974	95	29.876	276	51.774	196	276	5	2:10.607	33.960	94	30.122	272	1:06.525		272
3	2:01.446	38.162	94	30.663	272	52.621	196	272									





Blancpain GT Series Endurance Cup

Sector List Qualifying 1

Provisional



Circuit Paul Ricard, Length: 5770m

Air temperature: 23.91°C

Track temperature: 27.93°C

Weather condition: Dry

Saturday, June 2, 2018 9:40:00

Lap	Time	SE1	SP1	SE2	SP2	SE3	SP3	TSP	Lap	Time	SE1	SP1	SE2	SP2	SE3	SP3	TSP
991 Häring, DEU / Brauner, DEU / Triller, DEU									theoretical besttime: 1:58.082								
1	4:30.409	3:01.676	91	32.883	251	55.850	192	251	5	1:58.590	34.774	100	30.588	270	53.228	194	270
2	1:58.720	34.941	100	30.359	272	53.420	194	272	6	1:58.334	34.683	98	30.474	271	53.177	196	271
3	1:59.179	34.895	98	30.449	275	53.835	194	275	7	2:17.819	37.621	87	33.582	269	1:06.616		269
4	1:58.481	34.562	100	30.758	270	53.161	193	270									

