

# Blancpain GT Series Endurance Cup

## Sector List Qualifying 3

Provisional



Silverstone, Length: 5901m

Air temperature: 22.65°C

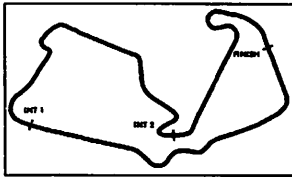
Track temperature: 32.65°C

Weather condition: Dry

Sunday, May 20, 2018 10:44:00

Lap	Time	SE1	SP1	SE2	SP2	SE3	SP3	TSP	Lap	Time	SE1	SP1	SE2	SP2	SE3	SP3	TSP
<b>1 Vanthoor, BEL / Mies, DEU / Riberas, ESP</b>									<b>theoretical besttime: 1:57.178</b>								
1	3:48.637	2:21.674	237	54.857		32.106	220		4	1:57.410	35.616	248	50.947		30.847	222	
2	2:01.335	37.249	245	52.922		31.164	221		5	1:57.479	35.663	248	50.761		31.055	222	
3	1:57.700	35.890	248	51.009		30.801	221		6	2:06.505	35.745	248	51.624		39.136	49	
<b>4 Engel, DEU / Stolz, DEU / Buurman, NLD</b>									<b>theoretical besttime: 1:57.281</b>								
1	5:20.078	3:54.863	245	51.784		33.431	221		4	1:58.873	35.511	247	51.039		32.323	221	
2	1:57.281	35.444	246	50.724		31.113	221		5	1:58.552	35.591	246	50.991		31.970	221	
3	2:02.564	37.459	215	52.949		32.156	221		6	1:57.595	35.491	247	50.959		31.145	221	
<b>5 Lendoudis, GRC / Al Faisal, UAE / Aguas, PRT</b>									<b>theoretical besttime: 1:57.669</b>								
1	4:12.435	2:49.041	242	52.216		31.178	220		5	2:03.460	35.820	245	55.184		32.456	220	
2	1:58.149	36.020	244	51.185		30.944	221		6	1:57.907	35.956	243	50.999		30.952	219	
3	2:02.204	36.074	243	54.682		31.448	220		7	1:57.839	35.771	244	51.058		31.010	220	
4	1:57.883	35.985	244	50.973		30.925	220										
<b>6 Al Faisal, UAE / Haupt, DEU / Piana, ITA</b>									<b>theoretical besttime: 1:57.845</b>								
1	5:26.770	3:58.145	243	52.461		36.164	218		4	1:58.298	35.774	246	51.366		31.158	219	
2	1:58.261	36.071	246	51.139		31.051	220		5	1:58.156	35.791	246	51.214		31.151	218	
3	1:59.782	35.866	247	51.287		32.629	220		6	1:58.268	35.655	245	51.320		31.293	219	
<b>7 Smith, GBR / Gounon, FRA / Kane, GBR</b>									<b>theoretical besttime: 1:57.980</b>								
1	2:52.794	1:17.600	235	57.141		38.053	220		4	1:58.149	35.577	250	51.246		31.326	222	
2	2:02.921	36.151	250	51.439		35.331	221		5	1:58.024	35.574	252	51.218		31.232	224	
3	1:58.325	35.678	250	51.459		31.188	224		6	2:24.792	40.025	245	57.828		46.939	46	
<b>8 Abril, MCO / Soucek, ESP / Soulet, BEL</b>									<b>theoretical besttime: 1:57.872</b>								
1	3:55.057	2:23.774	242	53.963		37.320	219		3	1:58.153	35.832	246	51.158		31.163	220	
2	1:58.072	35.661	243	51.358		31.053	221		4	2:15.574	36.611	170	59.073		39.890	49	
<b>12 Rizzoli, ITA / Monti, FRA / Frassinetti, ITA</b>									<b>theoretical besttime: 1:57.814</b>								
1	4:14.721	2:49.494	245	52.784		32.443	222		4	2:06.637	35.918	247	57.768		32.951	223	
2	1:57.918	35.841	248	51.079		30.998	224		5	2:20.548	42.592	218	58.530		39.426	47	
3	1:57.905	35.737	248	51.082		31.086	222										
<b>14 Seefried, AUT / Klien, AUT / Costa, ESP</b>									<b>theoretical besttime: 1:57.078</b>								
1	5:12.098	3:44.845	244	53.489		33.764	224		4	2:19.313	38.519	219	1:05.360		35.434	225	
2	2:03.789	35.084	252	51.366		37.339	224		5	2:04.630	35.186	252	52.832		36.612	49	
3	1:57.078	35.047	253	51.235		30.796	224										
<b>17 Fässler, CHE / van der Linde, ZAF / Leonard, GBR</b>									<b>theoretical besttime: 1:58.114</b>								
1	3:30.413	2:03.764	243	53.782		32.867	220		5	2:08.286	39.257	194	53.789		35.240	220	
2	1:58.280	35.934	247	51.262		31.084	221		6	1:58.667	35.932	250	51.380		31.355	220	
3	1:58.248	35.854	248	51.255		31.139	220		7	2:05.656	35.928	246	51.387		38.341	43	
4	1:58.693	35.775	248	51.482		31.436	221										
<b>19 Gianmaria, ITA / Perez Companc, ARG / Venturini, ITA</b>									<b>theoretical besttime: 1:58.261</b>								
1	5:15.632	3:46.133	237	52.995		36.504	223		4	1:58.668	35.954	244	51.244		31.470	221	
2	2:05.649	36.232	244	51.479		37.938	223		5	1:58.524	35.884	248	51.312		31.328	222	
3	1:59.483	35.888	247	51.317		32.278	220		6	1:58.352	35.860	244	51.335		31.157	220	
<b>22 Witt, GBR / Sanchez, MEX / Moore, GBR</b>									<b>theoretical besttime: 1:57.937</b>								
1	2:41.362	1:17.523	248	52.795		31.044	225		4	1:58.658	35.837	251	51.602		31.219	227	
2	1:58.331	36.099	251	51.338		30.894	227		5	2:07.877	39.701	247	55.532		32.644	225	
3	2:01.644	35.705	253	51.583		34.356	227		6	2:11.180	36.162	252	53.927		41.091	49	





# Blancpain GT Series Endurance Cup

## Sector List Qualifying 3

Provisional



Silverstone, Length: 5901m

Air temperature: 22.65°C

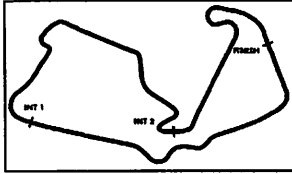
Track temperature: 32.65°C

Weather condition: Dry

Sunday, May 20, 2018 10:44:00

Lap	Time	SE1	SP1	SE2	SP2	SE3	SP3	TSP	Lap	Time	SE1	SP1	SE2	SP2	SE3	SP3	TSP
<b>23 Parry, GBR / Ordonez, ESP / Buncombe, GBR</b>									<b>theoretical besttime: 1:57.712</b>								
1	6:19.438	4:51.979	245	55.983		31.476	224		3	2:13.430	41.408	197	59.250		32.772	225	
2	<b>1:57.712</b>	<b>35.466</b>	<b>249</b>	<b>51.134</b>		<b>31.112</b>	<b>225</b>		4	2:21.017	35.747	248	1:02.063		43.207	46	
<b>24 Siljehaug, NOR / Marionek, DEU / Niederhauser, CHE</b>									<b>theoretical besttime: 1:57.318</b>								
1	5:55.404	4:26.276	235	55.255		33.873	227		4	1:57.965	35.759	251	51.187		31.019	228	
2	<b>1:57.480</b>	<b>35.813</b>	<b>252</b>	<b>50.991</b>		<b>30.676</b>	<b>229</b>		5	2:16.869	39.589	249	56.586		40.694	47	
3	1:58.865	<b>35.651</b>	252	50.996		32.218	228										
<b>25 Jung, FRA / Gachet, FRA / Haase, DEU</b>									<b>theoretical besttime: 1:58.041</b>								
1	5:24.467	3:54.603	244	53.515		36.349	220		4	2:05.647	37.617	208	55.250		32.780	220	
2	1:58.523	36.008	248	51.308		31.207	221		5	<b>1:58.177</b>	35.752	248	<b>51.236</b>		31.189	221	
3	1:58.188	<b>35.631</b>	247	51.383		<b>31.174</b>	<b>222</b>		6	2:06.491	35.672	248	51.372		39.447	48	
<b>26 Rostan, FRA / Stievenart, FRA / Winkelhock, DEU</b>									<b>theoretical besttime: 1:57.955</b>								
1	4:00.742	2:30.362	201	54.834		35.546	220		4	2:05.394	35.861	249	58.048		31.485	221	
2	2:14.900	35.981	246	1:02.389		36.530	221		5	2:01.468	35.760	248	53.620		32.088	220	
3	<b>1:57.955</b>	<b>35.645</b>	<b>249</b>	<b>51.273</b>		<b>31.037</b>	<b>221</b>		6	2:08.620	35.675	247	54.783		38.162	48	
<b>27 Cipriani, ITA / Ramos, PRT / Crestani, ITA</b>									<b>theoretical besttime: 1:57.849</b>								
1	6:43.220	5:17.343	248	52.478		33.399	222		3	2:00.601	35.795	250	51.189		33.617	223	
2	<b>1:57.849</b>	<b>35.706</b>	<b>252</b>	<b>50.928</b>		<b>31.215</b>	<b>221</b>		4	2:25.832	35.758	248	1:10.290		39.784	31	
<b>28 Leo, ITA / Santamato, FRA / Gattuso, ITA</b>									<b>theoretical besttime: 1:59.291</b>								
1	4:02.258	2:34.307	243	52.266		35.685	220		4	<b>1:59.432</b>	36.357	247	<b>51.676</b>		31.399	221	
2	1:59.573	36.305	246	51.884		<b>31.384</b>	221		5	2:06.241	<b>36.231</b>	<b>247</b>	58.101		31.909	220	
3	2:13.569	36.427	246	57.666		39.476	220		6	2:20.739	36.317	247	58.362		46.060	48	
<b>31 Pierce, GBR / Smith, GBR / Morris, GBR</b>									<b>theoretical besttime: 1:57.340</b>								
1	5:45.833	4:14.341	242	1:00.054		31.438	225		3	1:57.874	35.582	250	51.315		30.977	225	
2	<b>1:57.340</b>	<b>35.284</b>	<b>251</b>	<b>51.116</b>		<b>30.940</b>	<b>224</b>		4	2:16.318	38.496	189	57.345		40.477	48	
<b>35 Meadows, GBR / Petrov, RUS / Bulatov, RUS</b>									<b>theoretical besttime: 1:57.345</b>								
1	4:37.173	3:11.846	238	53.960		31.367	220		4	2:01.542	35.658	245	52.219		33.665	221	
2	1:58.535	35.684	245	51.771		31.080	221		5	1:57.734	35.612	246	51.034		31.088	221	
3	<b>1:57.345</b>	<b>35.496</b>	<b>246</b>	<b>50.846</b>		<b>31.003</b>	<b>220</b>		6	2:11.255	37.522	244	54.604		39.129	47	
<b>36 Walkenhorst, DEU / Ziegler, DEU / Vinke, GBR</b>									<b>theoretical besttime: 1:58.955</b>								
1	4:05.808	2:31.110	243	57.209		37.489	221		4	<b>1:59.233</b>	<b>35.938</b>	<b>248</b>	51.635		31.660	220	
2	1:59.749	36.223	248	52.119		<b>31.407</b>	<b>224</b>		5	2:16.949	38.325	166	1:00.283		38.341	49	
3	1:59.279	36.167	248	<b>51.610</b>		31.502	223										
<b>42 Buncombe, GBR / Leventis, GBR / Williamson, GBR</b>									<b>theoretical besttime: 1:57.400</b>								
1	5:31.219	4:00.838	243	51.271		39.110	220		3	1:59.459	35.728	245	51.152		32.579	220	
2	<b>1:57.400</b>	<b>35.531</b>	<b>245</b>	<b>50.843</b>		<b>31.026</b>	<b>220</b>		4	2:07.585	35.793	246	51.477		40.315	49	
<b>43 Fumanelli, ITA / Buhk, DEU / Götzt, DEU</b>									<b>theoretical besttime: 1:57.169</b>								
1	4:58.388	3:24.378	235	54.817		39.193	219		4	1:57.357	35.526	244	50.835		30.996	220	
2	2:07.837	36.926	243	55.025		35.886	220		5	2:02.046	35.605	246	52.931		33.510	220	
3	<b>1:57.169</b>	<b>35.451</b>	<b>244</b>	<b>50.736</b>		<b>30.982</b>	<b>220</b>		6	2:05.880	35.566	243	51.074		39.240	48	
<b>44 Jäger, DEU / Rowland, GBR / Tambay, FRA</b>									<b>theoretical besttime: 1:57.598</b>								
1	6:20.385	4:56.472	207	52.455		31.458	220		4	2:01.660	35.754	246	53.965		31.941	219	
2	1:57.973	<b>35.607</b>	<b>245</b>	51.334		<b>31.032</b>	<b>220</b>		5	<del>1:59.727</del>	<del>35.476</del>	<del>244</del>	<del>52.540</del>		<del>31.744</del>	<del>219</del>	
3	1:57.938	35.737	244	51.086		31.115	220		5	<b>1:57.693</b>	35.607	244	<b>50.959</b>		31.127	219	





# Blancpain GT Series Endurance Cup

## Sector List Qualifying 3

Provisional

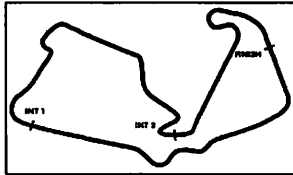


Silverstone, Length: 5901m  
Air temperature: 22.65°C  
Track temperature: 32.65°C  
Weather condition: Dry

Sunday, May 20, 2018 10:44:00

Lap	Time	SE1	SP1	SE2	SP2	SE3	SP3	TSP	Lap	Time	SE1	SP1	SE2	SP2	SE3	SP3	TSP
<b>49</b> Burke, GBR / Yoluc, GBR / Hankey, GBR									<b>theoretical besttime: 1:57.535</b>								
1	3:52.102	2:22.890	234	54.244		34.968	220		5	1:57.814	35.844	244	51.053		30.917	220	
2	1:58.129	35.804	247	51.148		31.177	221		6	1:57.689	35.666	246	51.096		30.927	220	
3	2:00.169	37.381	246	51.885		30.903	220		7	2:19.092	40.539	203	57.609		40.944	46	
4	1:57.694	35.694	246	50.966		31.034	220										
<b>51</b> Cameron, GBR / Griffin, IRL									<b>theoretical besttime: 1:57.542</b>								
1	2:17.409	53.679	244	52.439		31.291	220		4	2:10.168	35.646	247	51.633		42.889	221	
2	2:01.093	35.978	246	50.977		34.138	221		5	2:06.459	35.983	246	51.257		39.219	47	
3	1:57.809	35.913	246	50.963		30.933	222										
<b>53</b> Hommerson, NLD / Machiels, BEL / Bertolini, ITA									<b>theoretical besttime: 1:57.715</b>								
1	4:25.144	3:00.144	243	53.614		31.386	222		4	1:58.091	36.078	246	50.867		31.146	222	
2	1:58.159	35.915	247	50.981		31.263	222		5	2:09.409	36.101	246	54.083		39.225	48	
3	1:57.943	35.961	247	51.049		30.933	221										
<b>54</b> Fontana, CHE / Zaugg, CHE / Grenier, CDN									<b>theoretical besttime: 1:57.267</b>								
1	3:44.493	2:12.946	212	57.503		34.044	222		4	2:03.655	38.900	176	53.426		31.329	226	
2	1:57.993	35.640	249	51.487		30.866	224		5	1:57.565	35.344	251	51.061		31.160	224	
3	1:57.600	35.439	251	51.057		31.104	225		6	2:05.486	35.355	252	51.271		38.860	48	
<b>55</b> Pohler, DEU / Kaffer, DEU / Schmidt, DEU									<b>theoretical besttime: 1:57.974</b>								
1	4:49.223	3:20.890	244	54.099		34.234	219		4	1:59.630	35.983	246	51.233		32.414	208	
2	1:58.242	35.789	247	51.474		30.979	221		5	2:06.933	36.171	246	51.437		39.325	48	
3	1:59.473	35.811	247	51.206		32.456	215										
<b>58</b> Watson, GBR / Ledogar, FRA / Barnicoat, GBR									<b>theoretical besttime: 1:57.854</b>								
1	7:36.936	6:14.290	248	51.092		31.554	223		4	1:58.338	35.807	250	51.520		31.011	223	
2	1:58.260	35.866	249	51.319		31.075	222		5	1:58.136	35.751	249	51.349		31.036	224	
3	2:01.222	36.065	250	52.610		32.547	223										
<b>62</b> Brundle, GBR / Martin, BEL / Kirchhöfer, DEU									<b>theoretical besttime: 1:57.176</b>								
1	3:35.819	2:03.642	244	59.021		33.156	221		4	2:01.588	35.488	250	54.018		32.082	224	
2	1:57.674	35.766	248	51.088		30.820	223		5	2:10.938	35.473	249	52.612		42.853	49	
3	1:57.204	35.501	250	50.898		30.805	224										
<b>63</b> Caldarelli, ITA / Engelhart, DEU / Bortolotti, ITA									<b>theoretical besttime: 1:57.291</b>								
1	7:17.180	5:46.871	242	54.528		35.781	220		3	1:57.389	35.443	247	50.922		31.024	221	
2	1:57.434	35.589	248	50.729		34.116	220		4	2:07.085	35.415	246	52.609		39.061	49	
2	1:57.574	35.689	246	50.852		31.033	220										
<b>66</b> Schothorst, NLD / Schothorst, NLD / van der Linde, ZAF									<b>theoretical besttime: 1:57.356</b>								
1	4:29.136	3:03.449	244	52.352		33.335	220		3	1:57.652	35.489	247	50.946		31.217	220	
2	1:57.394	35.527	246	50.936		30.931	220		4	2:13.578	38.544	207	57.266		37.768	48	
<b>72</b> Aleshin, RUS / Molina, ESP / Rigon, ITA									<b>theoretical besttime: 1:56.891</b>								
1	4:23.230	2:58.737	244	53.279		31.214	222		5	2:06.541	36.148	228	56.604		33.789	221	
2	1:57.447	35.508	248	51.079		30.860	222		6	1:57.240	35.549	248	50.856		30.835	222	
3	2:02.388	35.708	250	52.344		34.336	222		7	1:57.057	35.408	247	50.747		30.902	222	
4	1:57.140	35.383	248	50.673		31.084	222										
<b>76</b> Vaxiviere, FRA / Dennis, GBR / Thiim, DNK									<b>theoretical besttime: 1:57.137</b>								
1	3:28.574	2:00.284	241	56.146		32.144	224		3	2:06.980	35.550	251	51.775		39.655	48	
2	1:57.137	35.514	250	50.862		30.761	224										





# Blancpain GT Series Endurance Cup

## Sector List Qualifying 3

Provisional



Silverstone, Length: 5901m

Air temperature: 22.65°C

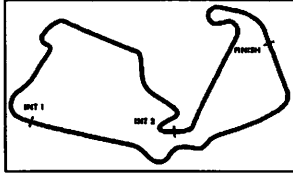
Track temperature: 32.65°C

Weather condition: Dry

Sunday, May 20, 2018 10:44:00

Lap	Time	SE1	SP1	SE2	SP2	SE3	SP3	TSP	Lap	Time	SE1	SP1	SE2	SP2	SE3	SP3	TSP
<b>77</b> Minshaw, GBR / Amstutz, CHE / Matchiski, RUS									<b>theoretical besttime: 1:59.324</b>								
1	2:06.630	41.367	243	53.683		31.580	219		5	<b>1:59.507</b>	36.309	247	<b>51.754</b>		<b>31.444</b>	<b>220</b>	
2	1:59.735	36.441	247	51.831		31.463	<b>221</b>		6	2:21.079	<b>36.126</b>	<b>248</b>	1:10.986		33.967	219	
3	2:00.932	36.173	<b>249</b>	52.577		32.182	220		7	2:08.230	36.980	244	53.936		37.314	37	
4	1:59.577	<b>36.217</b>	248	51.865		31.495	221										
<b>78</b> Beretta, ITA / Mitchell, GBR / Kodric, HRV									<b>theoretical besttime: 1:58.168</b>								
1	7:10.164	5:37.099	210	59.457		33.608	218		4	<b>1:58.331</b>	35.877	247	<b>51.212</b>		<b>31.242</b>	<b>220</b>	
2	1:59.106	35.942	247	51.354		31.810	<b>220</b>		5	1:58.380	<b>35.714</b>	<b>247</b>	51.360		31.306	220	
3	2:04.264	36.779	245	54.346		33.139	219										
<b>82</b> Keen, GBR / Ineichen, CHE / Perera, FRA									<b>theoretical besttime: 1:57.440</b>								
1	4:52.187	3:18.202	227	56.732		37.253	219		5	2:03.644	35.852	245	52.581		35.211	221	
2	1:57.706	35.837	246	<b>50.854</b>		<b>31.015</b>	<b>221</b>		6	1:57.975	35.755	246	51.090		31.130	221	
3	1:57.805	35.654	245	51.069		31.082	221		7	<b>1:57.621</b>	<b>35.571</b>	<b>244</b>	50.944		31.106	220	
4	2:02.315	37.475	244	53.306		31.534	221										
<b>87</b> Beaubelique, FRA / Ricci, BEL / Jamin, FRA									<b>theoretical besttime: 1:57.308</b>								
1	2:31.974	1:09.341	240	51.311		31.322	220		4	1:57.943	35.667	244	51.110		31.166	220	
2	<b>1:57.483</b>	<b>35.445</b>	244	<b>50.880</b>		31.158	<b>221</b>		5	2:06.078	35.772	246	51.495		38.811	47	
3	2:00.708	37.994	203	51.731		<b>30.983</b>	220										
<b>88</b> Vautier, FRA / Christodoulou, GBR / Marciello, ITA									<b>theoretical besttime: 1:56.683</b>								
1	5:05.830	3:31.932	239	56.799		37.099	218		3	2:14.428	39.404	214	56.202		38.822	46	
2	<b>1:56.683</b>	<b>35.216</b>	<b>245</b>	<b>50.515</b>		<b>30.952</b>	<b>220</b>										
<b>89</b> Giauque, CHE / Debard, FRA / Barthez, FRA									<b>theoretical besttime: 1:59.278</b>								
1	6:38.443	5:10.168	241	55.747		32.528	218		4	2:00.653	36.427	245	52.329		31.897	220	
2	2:00.181	36.506	244	52.095		31.580	220		5	1:59.832	<b>36.175</b>	<b>245</b>	51.959		31.698	219	
3	<b>1:59.424</b>	36.321	244	<b>51.708</b>		<b>31.395</b>	<b>221</b>		6	2:00.111	36.371	244	51.937		31.803	218	
<b>90</b> Szymkowiak, NLD / Manchester, GBR / Bastian, DEU									<b>theoretical besttime: 1:57.206</b>								
1	4:46.090	3:20.480	240	52.897		32.713	220		4	1:57.300	<b>35.376</b>	<b>247</b>	50.800		<b>31.124</b>	<b>220</b>	
2	<b>1:57.283</b>	35.408	246	<b>50.706</b>		31.169	<b>222</b>		5	2:13.023	35.561	246	57.622		39.840	47	
3	2:01.670	36.207	231	54.329		31.134	220										
<b>97</b> Al Harthy, OMN / Mckay, GBR / Eastwood, IRL									<b>theoretical besttime: 1:57.643</b>								
1	3:37.785	2:07.355	248	56.467		33.963	225		4	2:00.605	35.650	251	53.220		31.735	226	
2	<b>1:57.834</b>	35.734	252	<b>51.190</b>		<b>30.910</b>	<b>226</b>		5	2:06.435	35.664	252	51.948		38.823	48	
3	1:57.978	<b>35.543</b>	<b>252</b>	51.446		30.989	226										
<b>98</b> Collard, GBR / Yelloly, GBR / Edwards, USA									<b>theoretical besttime: 1:57.216</b>								
1	9:17.732	7:50.442	242	54.675		32.615	221		3	1:59.829	35.666	247	51.299		32.864	222	
2	<b>1:57.381</b>	35.557	246	<b>50.877</b>		<b>30.947</b>	<b>222</b>		4	1:57.424	<b>35.392</b>	<b>247</b>	50.946		31.086	221	
<b>99</b> Krohn, FIN / de Phillippi, USA / Klingmann, DEU									<b>theoretical besttime: 1:57.964</b>								
1	8:54.635	7:21.762	240	1:00.896		31.977	220		3	1:58.174	<b>35.705</b>	<b>246</b>	51.130		31.339	221	
2	<b>1:58.049</b>	35.790	244	<b>51.109</b>		<b>31.150</b>	<b>221</b>		4	2:06.400	35.723	245	51.521		39.156	50	
<b>114</b> Palttala, FIN / Ortelli, MCO / Siedler, AUT									<b>theoretical besttime: 1:56.931</b>								
1	3:04.308	1:31.043	203	58.873		34.392	222		4	1:57.659	35.373	250	51.401		<b>30.885</b>	<b>223</b>	
2	<b>1:57.395</b>	35.412	250	<b>50.691</b>		31.292	222		5	2:09.604	35.538	250	53.438		40.628	46	
3	2:00.128	<b>35.355</b>	<b>252</b>	52.135		32.638	<b>223</b>										





# Blancpain GT Series Endurance Cup

## Sector List Qualifying 3

Provisional



Silverstone, Length: 5901m

Air temperature: 22.65°C

Track temperature: 32.65°C

Weather condition: Dry

Sunday, May 20, 2018 10:44:00

Lap	Time	SE1	SP1	SE2	SP2	SE3	SP3	TSP	Lap	Time	SE1	SP1	SE2	SP2	SE3	SP3	TSP
<b>188</b> West, GBR / Harris, GBR / Goodwin, GBR									<b>theoretical besttime: 1:58.585</b>								
1	6:56.791	5:30.090	247	54.247		32.454	223		3	<b>1:58.947</b>	<b>35.949</b>	<b>250</b>	51.791		31.207	223	
2	1:59.017	36.381	248	<b>51.779</b>		<b>30.857</b>	<b>224</b>		4	2:08.640	36.286	250	53.501		38.853	49	
<b>333</b> Mattschull, DEU / Salikhov, RUS / Keilwitz, DEU									<b>theoretical besttime: 1:56.863</b>								
1	5:21.702	3:56.701	246	51.677		33.324	222		3	2:04.192	36.731	226	56.433		31.028	222	
2	<b>1:56.863</b>	<b>35.299</b>	<b>249</b>	<b>50.788</b>		<b>30.776</b>	<b>222</b>		4	2:06.732	35.455	249	51.693		39.584	49	
<b>488</b> Yoon, KOR / Ehret, DEU / Penttinen, FIN									<b>theoretical besttime: 1:58.664</b>								
1	3:39.983	2:09.964	244	54.743		35.276	221		3	<b>1:58.807</b>	36.158	247	<b>51.523</b>		<b>31.126</b>	<b>220</b>	
2	<del>4:59.580</del>	<del>36.854</del>	246	<del>54.485</del>		<del>34.244</del>	<b>220</b>		4	1:59.125	<b>36.015</b>	<b>246</b>	51.791		31.319	220	
2	1:59.807	36.152	247	52.322		31.333	<b>221</b>		5	2:07.640	36.021	249	51.524		40.095	49	
<b>911</b> Werner, DEU / Makowiecki, FRA / Dumas, FRA									<b>theoretical besttime: 1:57.349</b>								
1	6:52.603	5:26.466	242	51.322		34.815	222		4	<del>2:06.319</del>	<del>35.970</del>	247	<del>54.808</del>		<del>38.544</del>	<b>222</b>	
2	<b>1:57.386</b>	<b>35.594</b>	247	50.887		<b>30.905</b>	222		4	1:57.583	35.775	247	<b>50.850</b>		30.958	223	
3	2:09.369	35.825	247	54.748		38.796	222										
<b>991</b> Häring, DEU / Brauner, DEU / Triller, DEU									<b>theoretical besttime: 1:59.140</b>								
1	3:56.409	2:23.650	242	55.516		37.243	219		4	1:59.377	<b>36.038</b>	<b>246</b>	51.678		31.661	219	
2	2:00.615	36.665	246	52.404		<b>31.546</b>	219		5	2:09.827	36.417	245	55.624		37.786	221	
3	<b>1:59.203</b>	36.048	247	<b>51.556</b>		31.599	220		6	2:04.700	36.075	245	51.852		36.773	48	

