

Blancpain GT Series Endurance Cup

Sector List Qualifying 2

Provisional



Silverstone, Length: 5901m

Air temperature: 21.98°C

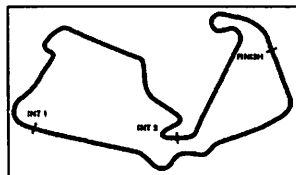
Track temperature: 30.5°C

Weather condition: Dry

Sunday, May 20, 2018 10:17:00

Lap	Time	SE1	SP1	SE2	SP2	SE3	SP3	TSP	Lap	Time	SE1	SP1	SE2	SP2	SE3	SP3	TSP
1 Vanthoor, BEL / Mies, DEU / Riberas, ESP									theoretical besttime: 1:57.365								
1	2:17.244	47.445	162	57.393		32.406	221		5	1:57.470	35.585	247	50.858		31.027	221	
2	1:57.575	35.788	248	50.788		30.999	222		6	2:00.682	35.582	247	51.654		33.446	220	
3	2:24.330	39.434	195	58.508		46.388	47		6	2:13.297	35.578	247	54.630		43.089	49	
4	7:22.020	5:55.397	246	51.770		34.853	222										
4 Engel, DEU / Stolz, DEU / Buurman, NLD									theoretical besttime: 1:57.114								
1	4:28.591	2:56.858	238	57.835		33.898	219		4	1:57.275	35.609	246	50.689		30.977	221	
2	2:13.094	35.736	246	50.528		46.830	47		5	2:02.886	35.721	246	51.044		36.121	220	
3	7:31.555	6:02.405	219	54.870		34.280	221		6	2:05.092	35.744	245	50.936		38.412	45	
5 Lendoudis, GRC / Al Faisal, UAE / Aguas, PRT									theoretical besttime: 2:00.589								
1	4:11.916	2:42.971	240	56.700		32.245	219		4	2:03.234	37.161	244	53.813		32.260	220	
2	2:03.226	36.848	245	54.043		32.366	160		5	2:00.921	36.747	246	52.538		31.636	220	
2	4:18.094	1:23.204	79	1:45.594		1:09.296	43		6	2:12.402	36.415	247	55.450		40.537	49	
3	2:54.488	1:16.531	240	57.927		40.030	217										
6 Al Faisal, UAE / Haupt, DEU / Piana, ITA									theoretical besttime: 1:57.811								
1	4:30.285	2:57.952	228	57.701		34.632	221		4	2:11.035	38.638	197	56.860		35.537	220	
2	2:15.716	36.017	244	51.181		48.518	43		5	1:58.222	36.029	245	51.061		31.132	221	
3	6:39.444	5:01.539	206	59.492		38.413	221		6	1:58.088	35.618	247	51.145		31.325	222	
7 Smith, GBR / Gounon, FRA / Kane, GBR									theoretical besttime: 1:57.450								
1	2:56.684	1:20.177	218	57.710		38.797	223		5	1:57.721	35.467	249	51.156		31.098	223	
2	1:57.571	35.588	247	50.961		31.022	222		6	1:57.524	35.481	249	51.001		31.042	224	
3	2:43.634	35.515	250	54.421		1:13.698	43		7	2:16.956	44.684	247	55.353		36.919	49	
4	6:08.034	4:37.925	238	57.614		32.495	222										
8 Abril, MCO / Soucek, ESP / Soulet, BEL									theoretical besttime: 1:57.250								
1	3:45.338	2:13.779	190	59.141		32.418	220		5	1:57.444	35.538	245	50.880		31.026	220	
2	1:57.503	35.682	243	50.760		31.061	219		6	1:57.545	35.464	247	50.985		31.096	221	
3	3:28.714	40.231	144	1:36.059		1:12.424	43		7	2:10.653	36.768	242	55.243		38.642	46	
4	3:33.324	2:00.848	242	54.481		37.995	221										
12 Rizzoli, ITA / Monti, FRA / Frassinetti, ITA									theoretical besttime: 1:58.631								
1	2:32.727	1:03.366	245	55.191		34.170	222		5	1:58.885	36.013	250	51.362		31.510	223	
2	2:03.326	36.624	250	52.019		34.683	223		6	1:58.918	35.960	250	51.512		31.456	222	
3	2:18.896	36.392	248	51.225		51.279	47		7	2:16.631	36.261	248	58.314		42.056	48	
4	6:13.702	4:39.598	247	53.591		40.513	222										
14 Seefried, AUT / Klien, AUT / Costa, ESP									theoretical besttime: 1:56.802								
1	5:09.842	3:45.730	244	52.978		31.134	224		4	1:56.802	35.104	252	50.682		31.016	225	
2	2:56.729	35.309	252	1:10.454		1:10.966	46		5	2:05.155	35.462	252	52.712		36.981	42	
3	5:52.088	4:24.526	216	53.278		34.284	225										
17 Fässler, CHE / van der Linde, ZAF / Leonard, GBR									theoretical besttime: 1:57.295								
1	3:22.617	1:53.392	211	55.671		33.554	223		5	1:57.595	35.591	248	50.963		31.041	222	
2	1:57.811	35.683	247	50.943		31.185	221		6	2:05.908	35.645	251	58.194		32.069	220	
3	3:13.418	37.308	219	1:26.073		1:10.037	49		7	1:57.368	35.374	249	51.006		30.978	221	
4	4:38.070	2:59.853	226	59.171		39.046	219										
19 Gianmaria, ITA / Perez Companc, ARG / Venturini, ITA									theoretical besttime: 1:57.919								
1	4:14.213	2:47.605	242	53.355		33.253	220		5	1:58.174	35.785	247	51.131		31.258	220	
2	2:17.900	36.115	247	53.042		48.743	49		6	1:58.185	35.812	248	51.189		31.184	221	
3	5:55.844	4:28.713	243	53.120		34.011	220		7	2:34.165	45.332	140	1:04.310		44.523	49	
4	1:58.276	36.142	244	51.110		31.024	220										





Blancpain GT Series Endurance Cup

Sector List Qualifying 2

Provisional



Silverstone, Length: 5901m

Air temperature: 21.98°C

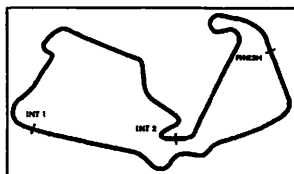
Track temperature: 30.5°C

Weather condition: Dry

Sunday, May 20, 2018 10:17:00

Lap	Time	SE1	SP1	SE2	SP2	SE3	SP3	TSP	Lap	Time	SE1	SP1	SE2	SP2	SE3	SP3	TSP
22 Witt, GBR / Sanchez, MEX / Moore, GBR									theoretical besttime: 1:59.194								
1	3:03.425	1:27.108	250	57.030		39.287	225		5	2:01.999	36.156	251	52.286		33.557	223	
2	2:10.231	36.626	241	57.803		35.802	225		6	1:59.369	36.331	251	51.841		31.197	226	
3	2:58.500	36.304	251	1:11.343		1:10.853	48		7	2:10.779	36.231	252	52.319		42.229	49	
4	5:25.681	3:54.143	244	58.791		32.747	225										
23 Parry, GBR / Ordonez, ESP / Buncombe, GBR									theoretical besttime: 1:57.975								
1	7:13.930	5:12.861	235	57.254		1:03.815	40		4	2:05.642	35.756	251	57.101		32.785	224	
2	5:25.130	3:57.420	247	54.263		33.447	225		5	2:07.024	35.682	250	51.469		39.873	47	
3	1:57.975	35.661	249	51.239		31.075	224										
24 Siljehaug, NOR / Marionek, DEU / Niederhauser, CHE									theoretical besttime: 1:57.765								
1	2:46.473	1:03.917	250	1:01.012		41.544	227		5	1:58.153	35.776	253	51.293		31.084	228	
2	1:58.454	36.367	252	51.351		30.736	228		6	2:02.353	35.736	253	54.488		32.129	226	
3	2:45.498	35.859	255	1:00.981		1:08.658	46		7	2:13.267	35.861	253	55.550		41.856	47	
4	5:42.112	4:08.253	211	55.288		38.571	227										
25 Jung, FRA / Gachet, FRA / Haase, DEU									theoretical besttime: 1:58.257								
1	6:04.715	4:36.505	238	55.435		32.775	220		4	1:58.801	36.071	248	51.524		31.206	221	
2	4:11.244	1:16.714	78	1:45.974		1:08.556	47		5	1:58.257	35.644	249	51.413		31.200	222	
3	3:03.018	1:27.196	210	55.450		40.372	217		6	2:03.242	35.914	250	51.487		35.841	47	
26 Rostan, FRA / Stievenart, FRA / Winkelhock, DEU									theoretical besttime: 2:00.526								
1	2:08.088	41.590	244	54.644		31.854	220		4	2:54.829	1:18.857	231	54.951		41.021	218	
2	2:00.942	36.968	249	52.603		31.371	221		5	2:03.799	36.990	248	54.223		32.586	221	
3	2:00.500	36.685	247	52.404		31.744	222		6	2:00.864	36.599	250	52.556		31.699	220	
3	4:17.984	1:22.927	78	1:45.942		1:09.115	48		7	2:09.730	37.737	248	53.608		38.385	44	
27 Cipriani, ITA / Ramos, PRT / Crestani, ITA									theoretical besttime: 1:59.067								
1	2:42.419	1:09.470	212	57.831		35.118	220		5	1:59.665	36.301	247	52.083		31.281	222	
2	1:59.630	36.626	248	51.652		31.352	220		6	1:59.879	36.240	248	52.240		31.399	220	
3	2:40.086	37.772	243	55.708		1:06.606	38		7	1:59.324	36.255	247	51.820		31.249	220	
4	5:06.578	3:42.090	245	52.398		32.090	219		8	1:59.134	36.307	248	51.808		31.219	221	
28 Leo, ITA / Santamato, FRA / Gattuso, ITA									theoretical besttime: 1:59.697								
1	3:46.537	2:19.866	245	54.702		31.969	221		5	1:59.908	36.374	248	52.097		31.437	221	
2	2:00.182	36.324	248	51.936		31.922	220		6	2:09.658	38.447	217	59.616		31.595	220	
3	3:39.999	41.134	75	1:46.486		1:12.379	36		7	2:10.399	36.607	248	57.300		36.492	48	
4	3:20.146	1:51.572	246	54.683		33.891	221										
31 Pierce, GBR / Smith, GBR / Morris, GBR									theoretical besttime: 1:58.659								
1	4:33.807	3:05.007	248	54.734		34.066	223		4	1:59.211	35.825	251	52.030		31.356	223	
2	2:15.451	35.594	251	52.088		47.769	47		5	1:58.894	35.738	251	51.709		31.447	224	
3	7:26.351	5:57.908	206	53.774		34.669	224		6	2:05.578	35.974	251	52.156		37.448	48	
35 Meadows, GBR / Petrov, RUS / Buiatov, RUS									theoretical besttime: 1:57.741								
1	4:07.302	2:39.734	243	55.596		31.972	221		4	1:57.891	35.605	246	51.132		31.154	220	
2	2:06.308	35.743	246	50.892		30.703	204		5	1:57.810	35.656	247	50.982		31.172	222	
2	4:16.414	1:21.915	79	1:46.373		1:08.126	47		6	2:11.711	36.094	234	57.112		38.505	48	
3	2:50.807	1:14.011	244	56.401		40.395	220										
36 Walkenhorst, DEU / Ziegler, DEU / Vinke, GBR									theoretical besttime: 2:01.322								
1	3:40.118	2:10.181	243	55.683		34.254	220		3	3:41.359	45.693	95	1:45.489		1:10.177	46	
2	2:01.322	36.811	248	52.872		31.639	221										





Blancpain GT Series Endurance Cup

Sector List Qualifying 2

Provisional



Silverstone, Length: 5901m

Air temperature: 21.98°C

Track temperature: 30.5°C

Weather condition: Dry

Sunday, May 20, 2018 10:17:00

Lap	Time	SE1	SP1	SE2	SP2	SE3	SP3	TSP	Lap	Time	SE1	SP1	SE2	SP2	SE3	SP3	TSP
42	Buncombe, GBR / Leventis, GBR / Williamson, GBR								theoretical besttime: 2:00.149								
1	6:36.013	4:47.876	240	55.955		52.182	46		4	2:00.219	36.279	244	52.237		31.703	220	
2	6:25.082	4:57.147	242	54.762		33.173	216		5	2:01.378	36.545	246	52.704		32.129	218	
3	2:00.710	36.840	244	52.227		31.643	218		6	2:11.210	36.355	244	53.275		41.580	45	

43	Fumanelli, ITA / Buhk, DEU / Götz, DEU								theoretical besttime: 1:57.733								
1	6:47.066	5:02.068	240	54.349		50.649	40		4	2:02.079	35.889	247	52.855		33.335	219	
2	6:13.389	4:40.531	219	57.849		35.009	218		5	1:58.469	35.749	245	51.130		31.590	218	
3	1:57.840	35.856	245	51.030		30.954	220		6	2:19.459	40.470	151	58.909		40.080	47	

44	Jäger, DEU / Rowland, GBR / Tambay, FRA								theoretical besttime: 1:58.239								
1	7:34.722	5:27.035	241	56.702		1:10.985	46		4	2:04.074	36.750	191	54.582		32.742	219	
2	5:24.236	3:49.093	239	1:00.881		34.262	218		5	1:58.300	35.767	246	51.494		31.039	220	
3	1:58.416	35.706	243	51.537		31.173	219		6	2:16.777	36.237	244	55.834		44.706	48	

49	Burke, GBR / Yoluc, GBR / Hankey, GBR								theoretical besttime: 1:58.895								
1	3:50.463	2:18.990	240	58.804		32.669	219		5	1:59.299	36.367	245	51.661		31.271	220	
2	1:59.884	36.661	243	52.005		31.218	221		6	1:58.998	36.041	244	51.764		31.193	221	
3	3:52.100	41.886	112	1:47.377		1:22.837	43		7	2:08.719	36.087	244	51.813		40.819	48	
4	4:22.431	2:55.036	239	53.091		34.304	220										

51	Cameron, GBR / Griffin, IRL								theoretical besttime: 1:59.556								
1	2:34.306	1:08.735	242	54.180		31.391	220		5	2:00.032	36.568	247	52.065		31.399	220	
2	2:05.451	36.879	246	52.378		36.194	220		6	2:00.901	36.484	246	53.075		31.342	220	
3	2:31.384	36.922	246	52.377		1:02.085	35		7	2:00.083	36.660	245	52.133		31.290	221	
4	5:41.915	4:11.020	244	56.652		34.243	220		8	1:59.795	36.327	245	52.304		31.164	221	

53	Hommerson, NLD / Machiels, BEL / Bertolini, ITA								theoretical besttime: 1:59.274								
1	3:23.303	1:55.468	235	54.315		33.520	221		4	4:47.912	3:16.826	241	56.671		34.415	220	
2	1:59.580	36.397	247	51.712		31.471	220		5	1:59.546	36.308	246	51.917		31.321	222	
3	3:14.211	36.241	246	1:25.738		1:12.232	34		6	2:09.197	36.515	246	53.080		39.602	43	

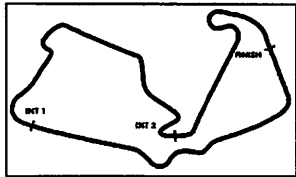
54	Fontana, CHE / Zaugg, CHE / Grenier, CDN								theoretical besttime: 1:57.873								
1	3:54.559	2:25.214	213	55.900		33.445	224		5	1:58.491	35.940	248	51.373		31.178	224	
2	1:58.714	35.641	249	51.830		31.243	225		6	1:57.919	35.625	249	51.150		31.144	225	
3	3:59.396	59.021	78	1:49.113		1:11.262	42		7	1:58.217	35.579	249	51.490		31.148	225	
4	2:59.856	1:27.569	248	57.607		34.680	222		8	2:17.782	44.294	181	55.220		38.268	47	

55	Pohler, DEU / Kaffer, DEU / Schmidt, DEU								theoretical besttime: 1:58.600								
1	3:28.215	2:00.053	239	56.424		31.738	220		5	1:59.483	36.070	247	51.467		31.946	221	
2	1:58.783	36.040	247	51.374		31.369	220		6	1:59.210	36.082	246	51.671		31.457	220	
3	3:13.939	35.857	246	1:25.666		1:12.416	39		7	2:06.258	36.194	247	52.330		37.734	48	
4	3:54.323	2:28.353	242	53.486		32.484	220										

58	Watson, GBR / Ledogar, FRA / Barnicoat, GBR								theoretical besttime: 1:57.855								
1	8:47.552	6:09.301	248	1:29.336		1:08.915	49		4	1:58.063	35.909	248	51.219		30.925	224	
2	4:50.716	2:26.324	248	1:07.967		1:16.425	41		5	1:58.241	35.844	248	51.498		30.899	225	
3	2:44.305	1:21.831	243	51.682		30.792	224										

62	Brundle, GBR / Martin, BEL / Kirchhöfer, DEU								theoretical besttime: 1:56.982								
1	3:19.896	1:52.392	242	55.410		32.094	224		3	3:05.343	35.498	250	1:20.559		1:09.286	46	
2	1:56.982	35.360	250	50.856		30.766	223										





Blancpain GT Series Endurance Cup

Sector List Qualifying 2

Provisional



Silverstone, Length: 5901m

Air temperature: 21.98°C

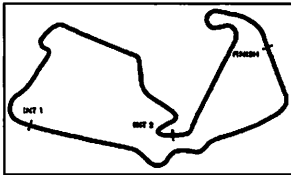
Track temperature: 30.5°C

Weather condition: Dry

Sunday, May 20, 2018 10:17:00

Lap	Time	SE1	SP1	SE2	SP2	SE3	SP3	TSP	Lap	Time	SE1	SP1	SE2	SP2	SE3	SP3	TSP
63 Caldarelli, ITA / Engelhart, DEU / Bortolotti, ITA									theoretical besttime: 1:58.048								
1	5:19.887	3:52.140	245	56.054		31.693	220		4	2:01.431	36.028	247	52.984		32.419	221	
2	3:10.092	35.987	247	1:24.368		1:09.737	44		5	1:58.048	35.766	243	51.142		31.140	219	
3	7:07.004	5:39.050	238	54.152		33.802	220										
66 Schothorst, NLD / Schothorst, NLD / van der Linde, ZAF									theoretical besttime: 1:57.484								
1	5:02.427	3:38.382	244	51.038		33.007	220		4	1:57.570	35.544	247	51.080		30.946	218	
2	2:48.267	35.500	247	52.104		1:20.663	48		5	2:06.169	35.619	247	51.395		39.155	48	
3	4:52.338	3:20.980	247	54.650		36.708	219										
72 Aleshin, RUS / Molina, ESP / Rigon, ITA									theoretical besttime: 1:57.183								
1	5:55.331	4:28.330	206	55.436		31.565	222		4	1:59.503	35.624	249	52.786		31.093	222	
2	3:59.948	1:00.694	79	1:46.596		1:12.658	37		5	1:57.401	35.662	246	50.901		30.838	222	
3	3:29.052	1:57.691	240	56.847		34.514	223		6	1:57.509	35.484	248	50.861		31.164	222	
76 Vaxiviere, FRA / Dennis, GBR / Thiim, DNK									theoretical besttime: 1:57.055								
1	3:32.525	2:02.872	240	57.285		32.368	225		3	3:22.956	35.504	245	1:37.899		1:09.553	43	
2	1:57.112	35.561	250	50.779		30.772	225										
77 Minshaw, GBR / Amstutz, CHE / Matchiski, RUS									theoretical besttime: 1:59.214								
1	3:11.063	1:44.111	244	54.168		32.784	221		4	4:53.401	3:20.450	209	57.702		35.249	213	
2	1:59.477	36.384	249	51.741		31.352	221		5	2:02.422	37.152	243	53.783		31.487	221	
3	2:57.443	36.121	247	1:09.876		1:11.446	48		6	2:04.559	36.281	247	52.022		36.256	40	
78 Beretta, ITA / Mitchell, GBR / Kodric, HRV									theoretical besttime: 2:00.573								
1	2:21.618	55.605	242	52.832		33.181	220		2	2:01.280	36.097	251	53.539		31.644	220	
82 Keen, GBR / Ineichen, CHE / Perera, FRA									theoretical besttime: 1:58.539								
1	4:02.575	2:37.032	242	54.180		31.363	218		5	1:58.964	36.164	244	51.586		31.214	220	
2	2:06.520	36.207	245	54.904		35.409	220		6	1:58.556	36.086	246	51.348		31.122	220	
3	4:15.670	1:22.017	77	1:45.473		1:08.180	45		7	2:05.178	36.069	246	51.421		37.688	45	
4	3:39.060	2:08.635	234	54.706		35.719	221										
87 Beaubelique, FRA / Ricci, BEL / Jamin, FRA									theoretical besttime: 2:00.609								
1	3:04.289	1:26.229	220	58.854		39.206	217		5	2:03.091	36.976	241	52.375		33.740	218	
2	2:01.755	37.230	242	52.606		31.919	218		6	2:01.031	36.602	244	52.168		32.261	217	
3	2:55.191	36.522	242	1:08.609		1:10.060	40		7	2:15.680	38.609	237	54.980		42.091	46	
4	5:03.821	3:31.368	240	54.132		38.321	211										
88 Vautier, FRA / Christodoulou, GBR / Marciello, ITA									theoretical besttime: 1:57.087								
1	3:48.942	2:23.924	243	53.051		31.967	220		5	1:57.146	35.482	245	50.575		31.089	220	
2	2:00.568	36.655	244	51.305		32.608	220		6	2:00.571	35.588	246	52.642		32.341	219	
3	3:39.397	40.694	109	1:46.244		1:12.459	31		7	2:07.391	35.423	245	50.664		41.304	46	
4	4:49.719	3:23.982	240	51.804		33.933	220										
89 Giauque, CHE / Debard, FRA / Barthez, FRA									theoretical besttime: 2:00.264								
1	4:31.019	3:02.233	240	54.188		34.598	220		4	2:01.507	37.089	245	52.038		32.380	220	
2	2:22.350	37.514	244	54.037		50.799	48		5	2:00.820	36.583	246	52.594		31.643	220	
3	6:32.721	5:05.919	242	53.074		33.728	219		6	2:23.978	36.969	244	1:03.671		43.338	48	
90 Szymkowiak, NLD / Manchester, GBR / Bastian, DEU									theoretical besttime: 1:58.456								
1	3:36.066	2:07.049	219	56.416		32.601	217		5	1:58.740	36.130	243	51.215		31.395	219	
2	1:59.096	36.506	243	51.370		31.220	219		6	1:59.602	36.095	245	51.581		31.926	218	
3	3:29.921	38.660	149	1:38.890		1:12.371	47		7	1:58.530	36.021	244	51.255		31.254	220	
4	4:43.068	3:15.452	237	55.762		31.854	219										





Blancpain GT Series Endurance Cup

Sector List Qualifying 2

Provisional



Silverstone, Length: 5901m

Air temperature: 21.98°C

Track temperature: 30.5°C

Weather condition: Dry

Sunday, May 20, 2018 10:17:00

Lap	Time	SE1	SP1	SE2	SP2	SE3	SP3	TSP	Lap	Time	SE1	SP1	SE2	SP2	SE3	SP3	TSP
97 Al Harthy, OMN / Mckay, GBR / Eastwood, IRL									theoretical besttime: 1:57.840								
1	3:38.942	2:08.941	245	56.547		33.454	226		4	4:45.529	3:17.382	244	54.062		34.085	225	
2	1:58.612	35.913	252	51.729		30.970	226		5	1:57.840	35.496	252	51.374		30.970	225	
3	3:32.015	36.475	135	1:44.298		1:11.242	49		6	2:17.395	35.581	252	59.343		42.471	49	
98 Collard, GBR / Yelloly, GBR / Edwards, USA									theoretical besttime: 1:57.558								
1	12:34.637	11:07.927	241	52.348		34.362	222		4	1:58.567	35.764	247	51.291		31.512	222	
2	1:57.658	35.616	247	50.912		31.030	221		5	2:01.033	36.415	248	52.814		31.804	220	
3	1:59.887	35.828	247	51.301		32.758	223										
99 Krohn, FIN / de Phillippi, USA / Klingmann, DEU									theoretical besttime: 1:57.618								
1	12:33.593	11:05.914	241	52.754		34.925	221		4	2:00.570	36.025	247	52.876		31.669	221	
2	1:58.105	35.879	246	51.011		31.215	221		5	2:04.890	36.596	246	52.242		36.052	50	
3	1:57.618	35.505	246	50.924		31.189	220										
114 Palttala, FIN / Ortelli, MCO / Siedler, AUT									theoretical besttime: 1:57.068								
1	3:00.718	1:25.780	237	55.956		38.982	223		4	10:28.752	9:03.816	244	53.045		31.891	223	
2	1:57.817	35.796	249	50.987		31.034	223		5	1:57.153	35.350	250	50.684		31.119	223	
3	2:41.352	35.373	251	52.709		1:13.270	36										
188 West, GBR / Harris, GBR / Goodwin, GBR									theoretical besttime: 1:59.399								
1	7:16.836	5:18.692	248	53.723		1:04.421	49		4	1:59.558	36.112	248	52.083		31.363	222	
2	5:29.236	3:59.909	246	54.601		34.726	223		5	1:59.661	36.286	248	52.030		31.345	221	
3	1:59.790	36.391	248	51.942		31.457	222		6	2:15.697	38.630	208	55.513		41.554	48	
333 Mattschull, DEU / Salikhov, RUS / Keilwitz, DEU									theoretical besttime: 1:58.107								
1	5:14.618	3:50.740	246	52.435		31.443	221		4	1:58.107	35.826	247	51.207		31.074	222	
2	2:59.648	36.177	250	1:11.767		1:11.704	49		5	1:58.608	35.908	248	51.376		31.324	220	
3	6:06.253	4:39.543	246	51.860		34.850	223		6	2:07.876	36.081	249	52.968		38.827	49	
488 Yoon, KOR / Ehret, DEU / Penttinen, FIN									theoretical besttime: 2:01.066								
1	3:56.231	2:28.416	243	54.449		33.366	220		5	2:02.958	36.743	246	54.433		31.782	221	
2	2:02.039	37.060	247	53.385		31.594	220		6	2:01.256	36.812	247	52.894		31.550	220	
3	4:03.752	1:05.301	79	1:46.746		1:11.705	34		7	2:01.336	36.987	245	52.773		31.576	222	
4	3:24.856	1:53.929	246	55.415		35.512	218										
911 Werner, DEU / Makowiecki, FRA / Dumas, FRA									theoretical besttime: 1:57.448								
1	7:25.279	5:16.521	206	1:02.316		1:06.442	43		4	1:57.480	35.693	247	50.894		30.893	223	
2	5:25.760	3:52.785	221	58.540		34.435	219		5	2:00.606	37.152	246	52.107		31.347	222	
3	1:57.523	35.696	247	50.966		30.861	222		6	2:12.746	37.061	211	53.626		42.059	36	
991 Häring, DEU / Brauner, DEU / Triller, DEU									theoretical besttime: 2:00.850								
1	2:27.354	58.454	221	56.543		32.357	220		5	2:01.826	37.108	244	52.791		31.927	219	
2	2:09.785	38.607	213	55.602		35.576	221		6	2:01.045	37.187	244	52.410		31.448	222	
3	2:21.940	37.319	244	53.032		51.589	49		7	2:01.264	36.992	244	52.581		31.691	220	
4	5:55.252	4:20.881	243	59.492		34.879	220		8	2:11.767	37.103	243	52.761		41.903	47	

