

Blancpain GT Series Endurance Cup

Sector List Qualifying 1

Provisional



Silverstone, Length: 5901m

Air temperature: 21.21°C

Track temperature: 28.38°C

Weather condition: Dry

Sunday, May 20, 2018 9:50:00

Lap	Time	SE1	SP1	SE2	SP2	SE3	SP3	TSP	Lap	Time	SE1	SP1	SE2	SP2	SE3	SP3	TSP
1 Vanthoor, BEL / Mies, DEU / Riberas, ESP									theoretical besttime: 1:57.122								
1	4:04.858	2:22.598	215	1:04.609		37.651	221		4	1:57.300	35.509	248	50.697		31.094	221	
2	1:58.430	35.907	248	51.525		30.998	222		5	2:47.887	35.427	247	1:08.107		1:04.353	49	
3	2:00.906	36.478	247	51.719		32.709	222										

4 Engel, DEU / Stolz, DEU / Buurman, NLD									theoretical besttime: 1:57.800								
1	2:14.400	46.075	202	56.005		32.320	220		5	2:09.293	35.922	246	57.859		35.512	219	
2	1:58.739	36.268	244	51.290		31.181	220		6	3:34.216	35.823	244	1:54.451		1:03.942	48	
3	2:02.408	35.912	245	55.308		31.188	220		7	4:10.645	2:38.320	243	54.554		37.771	220	
4	1:57.800	35.768	246	51.066		30.966	220		8	1:57.896	35.778	246	51.094		31.024	221	

5 Lendoudis, GRC / Al Faisal, UAE / Aguas, PRT									theoretical besttime: 2:01.266								
1	2:21.732	51.348	214	57.042		33.342	216		5	2:01.623	37.264	243	52.585		31.774	219	
2	2:04.004	38.399	243	52.772		32.833	218		6	3:46.839	37.396	216	1:52.766		1:16.677	41	
3	2:04.312	37.979	244	53.628		32.705	218		7	3:57.511	2:27.669	242	55.148		34.694	216	
4	2:01.528	37.321	243	52.473		31.734	219		8	2:01.727	37.251	241	52.934		31.542	220	

6 Al Faisal, UAE / Haupt, DEU / Piana, ITA									theoretical besttime: 1:59.641								
1	2:21.160	51.013	225	56.566		33.581	218		5	2:01.919	36.722	243	51.806		33.391	220	
2	2:03.675	37.411	245	53.339		32.925	221		6	3:46.723	36.536	243	1:52.801		1:17.386	39	
3	2:04.343	37.224	245	54.277		32.842	221		7	3:38.463	2:04.634	241	55.811		38.018	217	
4	1:59.915	36.523	245	51.645		31.747	221		8	1:59.887	36.749	244	51.665		31.473	220	

7 Smith, GBR / Gounon, FRA / Kane, GBR									theoretical besttime: 1:58.304								
1	3:40.606	2:12.090	228	56.335		32.181	219		5	2:22.462	35.612	250	52.754		54.096	39	
2	1:59.233	36.051	251	51.865		31.317	221		6	6:12.625	4:39.445	244	55.666		37.514	220	
3	1:58.568	35.866	248	51.483		31.209	220		7	2:05.800	36.130	248	51.545		38.125	46	
4	2:02.381	36.119	210	54.896		31.366	221										

8 Abril, MCO / Soucek, ESP / Soulet, BEL									theoretical besttime:								
1	4:03.757	2:18.170	231	1:03.588		41.999	49										

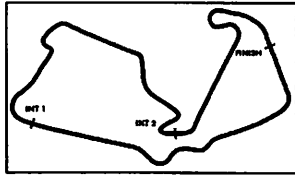
12 Rizzoli, ITA / Monti, FRA / Frassinetti, ITA									theoretical besttime: 1:58.458								
1	6:38.371	4:35.898	52	1:24.480		37.993	219		4	3:57.115	52.946	88	1:46.972		1:17.197	31	
2	2:03.379	36.483	250	51.627		35.269	221		5	3:37.520	2:01.080	247	54.318		42.122	220	
3	1:59.034	36.284	250	51.421		31.329	222		6	1:58.458	35.980	249	51.195		31.283	222	

14 Seefried, AUT / Klien, AUT / Costa, ESP									theoretical besttime: 1:57.783								
1	5:49.454	4:24.445	237	53.855		31.154	223		3	1:57.783	35.429	252	51.441		30.913	224	
2	2:00.624	36.092	251	53.189		31.343	223		4	2:43.771	35.670	252	57.947		1:10.154	46	

17 Fässler, CHE / van der Linde, ZAF / Leonard, GBR									theoretical besttime: 1:58.179								
1	4:08.648	2:31.396	241	59.205		38.047	220		5	3:12.079	36.099	247	1:28.821		1:07.159	48	
2	1:59.328	36.419	248	51.613		31.296	222		6	4:10.734	2:46.534	247	52.847		31.353	221	
3	2:02.848	36.036	250	51.213		35.599	218		7	1:58.179	35.962	248	51.146		31.071	221	
4	2:03.753	37.759	246	52.735		33.259	221										

19 Gianmaria, ITA / Perez Companc, ARG / Venturini, ITA									theoretical besttime: 1:58.360								
1	4:37.550	3:09.440	246	53.592		34.518	220		5	4:03.631	1:03.325	79	1:45.669		1:14.637	49	
2	2:06.009	36.187	245	51.298		38.524	216		6	2:32.166	1:08.285	246	51.791		32.090	220	
3	2:08.605	36.808	248	58.622		33.175	221		7	1:58.735	35.948	244	51.673		31.114	220	
4	1:59.054	36.129	247	51.670		31.255	223										





Blancpain GT Series Endurance Cup

Sector List Qualifying 1

Provisional



Silverstone, Length: 5901m

Air temperature: 21.21°C

Track temperature: 28.38°C

Weather condition: Dry

Sunday, May 20, 2018 9:50:00

Lap	Time	SE1	SP1	SE2	SP2	SE3	SP3	TSP	Lap	Time	SE1	SP1	SE2	SP2	SE3	SP3	TSP
22 Witt, GBR / Sanchez, MEX / Moore, GBR									theoretical besttime: 1:59.428								
1	3:30.563	2:02.224	219	54.685		33.654	225		4	2:01.197	37.045	245	52.704		31.448	225	
2	1:59.752	36.514	251	52.202		31.036	225		5	2:29.676	36.190	251	55.340		58.146	38	
3	2:00.511	36.437	251	52.245		31.829	218										

23 Parry, GBR / Ordonez, ESP / Buncombe, GBR									theoretical besttime: 1:57.872								
1	5:56.261	4:30.946	230	53.447		31.868	224		3	1:58.347	35.970	247	51.525		30.852	225	
2	1:57.872	35.747	249	51.318		30.807	224		4	2:47.767	38.113	211	59.965		1:09.689	35	

24 Siljehaug, NOR / Marioneck, DEU / Niederhauser, CHE									theoretical besttime: 1:58.671								
1	2:22.184	55.079	237	53.790		33.315	222		5	1:59.531	36.008	253	51.672		31.851	228	
2	2:02.770	39.165	251	52.029		31.576	226		6	3:56.820	54.550	78	1:46.672		1:15.598	31	
3	2:13.706	37.500	255	58.641		37.565	229		7	3:42.625	2:04.967	196	59.241		38.417	227	
4	2:05.515	37.069	218	52.201		36.245	226		8	1:59.604	35.904	252	52.605		31.095	228	

25 Jung, FRA / Gachet, FRA / Haase, DEU									theoretical besttime: 1:58.801								
1	4:27.789	2:38.542	241	1:06.521		42.726	220		5	4:06.829	1:03.663	72	1:48.315		1:14.851	35	
2	2:22.368	36.130	250	1:13.715		32.523	221		6	3:30.298	1:43.685	224	1:00.989		45.624	221	
3	1:59.277	35.876	249	51.940		31.461	223		7	1:59.274	35.798	249	52.231		31.245	221	
4	2:04.136	38.457	181	54.616		31.063	221										

26 Rostan, FRA / Stievenart, FRA / Winkelhock, DEU									theoretical besttime: 2:00.899								
1	2:26.428	56.362	230	56.980		33.086	220		5	2:00.945	36.672	248	52.511		31.762	219	
2	2:03.660	37.716	248	53.348		32.596	221		6	3:52.557	37.814	224	1:53.028		1:21.715	39	
3	2:03.833	37.272	246	53.975		32.586	221		7	3:54.980	2:18.324	204	57.636		39.020	219	
4	2:02.172	36.970	249	53.486		31.716	221		8	2:17.876	37.830	246	57.303		42.743	48	

27 Cipriani, ITA / Ramos, PRT / Crestani, ITA									theoretical besttime: 2:00.419								
1	3:59.646	2:20.509	221	1:02.808		36.329	220		4	2:00.778	36.367	248	52.265		32.156	220	
2	2:04.760	36.787	246	53.711		34.262	221		5	2:49.755	36.953	247	1:03.801		1:09.001	48	
3	2:01.620	37.043	247	52.780		31.797	220										

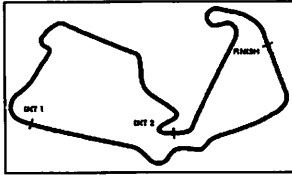
28 Leo, ITA / Santamato, FRA / Gattuso, ITA									theoretical besttime: 2:00.385								
1	4:19.395	2:38.978	235	1:00.770		39.647	221		4	2:00.840	36.601	248	52.590		31.649	220	
2	2:05.328	36.779	247	55.164		33.385	220		5	3:50.500	36.574	247	1:56.863		1:17.063	40	
3	2:00.433	36.493	248	52.243		31.697	219										

31 Pierce, GBR / Smith, GBR / Morris, GBR									theoretical besttime: 1:58.563								
1	3:23.481	1:51.669	202	54.947		36.865	223		4	1:59.319	35.937	251	52.144		31.238	223	
2	1:59.122	36.166	250	51.699		31.257	224		5	2:29.864	36.109	251	58.230		55.525	45	
3	1:58.607	35.626	252	51.719		31.262	225										

35 Meadows, GBR / Petrov, RUS / Bulatov, RUS									theoretical besttime: 1:57.900								
1	4:56.470	3:20.944	241	1:02.103		33.423	220		5	4:07.866	1:02.786	72	1:47.914		1:17.166	33	
2	1:58.590	36.088	244	51.337		31.165	220		6	2:32.425	1:08.186	244	52.826		31.413	220	
3	2:02.467	35.693	247	51.803		34.971	220		7	1:57.900	35.679	245	51.103		31.118	220	
4	1:58.477	35.766	244	51.135		31.576	220										

36 Walkenhorst, DEU / Ziegler, DEU / Vinke, GBR									theoretical besttime: 2:03.811								
1	3:58.139	2:18.769	204	1:03.510		35.860	220		3	2:06.335	37.690	246	55.430		33.215	221	
2	2:03.811	37.458	246	53.870		32.483	219		4	3:28.952	41.062	226	56.072		1:51.818	48	





Blancpain GT Series Endurance Cup

Sector List Qualifying 1

Provisional



Silverstone, Length: 5901m
 Air temperature: 21.21°C
 Track temperature: 28.38°C
 Weather condition: Dry

Sunday, May 20, 2018 9:50:00

Lap	Time	SE1	SP1	SE2	SP2	SE3	SP3	TSP	Lap	Time	SE1	SP1	SE2	SP2	SE3	SP3	TSP
42 Buncombe, GBR / Leventis, GBR / Williamson, GBR									theoretical besttime: 1:59.209								
1	5:38.003	4:11.954	226	53.929		32.120	218		4	2:31.483	36.322	243	59.079		56.082	39	
2	1:59.648	36.341	243	51.489		31.818	218		5	5:38.847	4:08.830	243	54.728		35.289	218	
3	1:59.209	36.316	243	51.463		31.440	219		6	2:07.718	36.384	243	51.553		39.781	45	

43 Fumanelli, ITA / Buhk, DEU / Götzt, DEU									theoretical besttime: 1:57.840								
1	6:32.832	5:00.863	229	55.287		36.682	217		4	3:52.389	39.149	191	1:53.558		1:19.682	38	
2	2:01.859	36.254	244	51.192		34.413	219		5	3:25.981	1:56.054	241	55.955		33.972	216	
3	1:58.685	35.780	244	51.161		31.744	220		6	1:58.176	36.116	243	50.971		31.089	219	

44 Jäger, DEU / Rowland, GBR / Tambay, FRA									theoretical besttime: 1:58.529								
1	7:42.388	6:03.845	213	1:00.072		38.471	217		4	5:39.388	4:02.146	240	56.940		40.302	188	
2	2:02.746	36.420	243	51.963		34.363	220		5	1:58.881	36.292	244	51.247		31.342	220	
3	2:29.222	35.940	244	53.285		59.997	49										

49 Burke, GBR / Yoluc, GBR / Hankey, GBR									theoretical besttime: 1:58.672								
1	3:50.711	2:19.381	209	59.710		31.620	219		5	2:46.349	36.201	242	1:00.082		1:10.066	31	
2	1:59.236	36.100	244	51.814		31.322	219		6	5:57.815	4:23.476	241	56.528		37.811	219	
3	2:02.715	39.325	226	52.183		31.207	220		7	1:58.756	36.095	245	51.510		31.151	221	
4	1:58.706	36.129	246	51.502		31.075	221										

51 Cameron, GBR / Griffin, IRL									theoretical besttime: 1:59.837								
1	2:30.681	1:06.485	243	52.867		31.329	219		4	2:00.467	36.885	246	52.162		31.420	220	
2	2:01.158	37.147	246	52.621		31.390	220		5	3:54.383	55.031	79	1:44.921		1:14.431	35	
2	2:05.501	36.949	244	53.786		34.766	219		6	4:30.109	3:06.425	233	52.292		31.392	220	
3	2:00.106	36.448	247	52.136		31.522	220		7	2:15.112	36.372	244	53.332		45.408	48	

53 Hommerson, NLD / Machiels, BEL / Bertolini, ITA									theoretical besttime: 1:59.290								
1	3:04.019	1:36.332	243	55.476		32.211	220		5	2:00.193	36.237	246	51.897		32.059	193	
2	2:01.265	37.299	246	52.552		31.414	220		6	4:13.654	1:19.463	79	1:45.159		1:09.032	49	
3	1:59.452	36.358	247	51.717		31.377	220		7	3:22.630	1:47.577	241	53.837		41.216	220	
4	2:01.015	36.196	247	52.228		32.591	220		8	2:08.442	36.523	246	52.436		39.483	40	

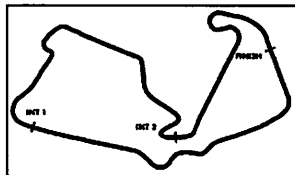
54 Fontana, CHE / Zaugg, CHE / Grenier, CDN									theoretical besttime: 1:57.418								
1	4:17.749	2:39.952	215	58.187		39.610	223		5	3:56.686	44.070	173	1:53.487		1:19.129	38	
2	1:58.158	35.785	249	51.275		31.098	224		6	3:48.748	2:14.616	245	53.609		40.523	224	
3	2:05.888	39.796	205	54.429		31.663	226		7	1:57.418	35.438	250	51.113		30.867	222	
4	2:04.977	35.604	248	51.206		38.167	147										

55 Pohler, DEU / Kaffer, DEU / Schmidt, DEU									theoretical besttime: 1:58.883								
1	3:27.681	1:56.079	235	56.860		34.742	220		4	1:59.025	36.041	247	51.639		31.345	220	
2	1:59.749	36.343	244	52.153		31.253	220		5	2:17.601	36.118	247	51.788		49.695	48	
3	1:59.366	36.360	247	51.803		31.203	221										

58 Watson, GBR / Ledogar, FRA / Barnicoat, GBR									theoretical besttime: 1:57.709								
1	7:20.437	5:56.678	232	52.575		31.184	224		3	2:09.105	35.595	248	51.028		42.482	49	
2	1:57.810	35.617	249	51.107		31.086	223										

62 Brundle, GBR / Martin, BEL / Kirchhöfer, DEU									theoretical besttime: 1:57.536								
1	4:41.628	3:05.372	225	1:02.725		33.531	222		4	1:57.760	35.637	250	51.091		31.032	223	
2	1:57.705	35.806	247	51.041		30.858	225		5	4:05.493	1:06.752	79	1:45.653		1:13.088	48	
3	2:07.605	39.550	231	54.156		33.899	223										





Blancpain GT Series Endurance Cup

Sector List Qualifying 1

Provisional



Silverstone, Length: 5901m
Air temperature: 21.21°C
Track temperature: 28.38°C
Weather condition: Dry

Sunday, May 20, 2018 9:50:00

Lap	Time	SE1	SP1	SE2	SP2	SE3	SP3	TSP	Lap	Time	SE1	SP1	SE2	SP2	SE3	SP3	TSP
63 Caldarelli, ITA / Engelhart, DEU / Bortolotti, ITA									theoretical besttime: 1:57.510								
1	5:04.315	3:35.207	243	56.615		32.493	219		5	4:13.520	1:21.071	80	1:45.018		1:07.431	49	
2	1:59.982	35.974	246	51.213		32.795	216		6	2:48.352	1:16.420	241	55.138		36.794	219	
3	2:00.663	35.660	248	50.956		34.047	219		7	1:57.825	35.712	245	50.833		31.080	221	
4	1:57.837	35.605	247	51.160		31.072	221										

66 Schothorst, NLD / Schothorst, NLD / van der Linde, ZAF									theoretical besttime: 1:58.284								
1	6:06.940	4:39.615	242	54.193		33.132	220		4	2:45.178	35.870	245	1:04.321		1:04.987	46	
2	2:00.424	36.129	247	51.716		32.579	220		5	4:38.671	3:15.656	243	51.692		31.323	219	
3	1:58.747	35.869	247	51.696		31.182	219		6	1:58.358	35.943	247	51.254		31.161	220	

72 Aleshin, RUS / Molina, ESP / Rigon, ITA									theoretical besttime: 1:58.317								
1	4:42.685	3:11.988	242	57.901		32.796	221		5	4:02.807	1:03.331	78	1:45.596		1:13.880	49	
2	1:58.821	36.255	247	51.463		31.103	222		6	3:35.422	1:57.964	241	1:00.195		37.263	219	
3	2:07.570	40.579	189	55.084		31.907	223		7	2:06.418	36.604	244	52.368		37.446	49	
4	2:01.459	35.751	250	53.260		32.448	220										

76 Vaxiviere, FRA / Dennis, GBR / Thiim, DNK									theoretical besttime: 1:56.637								
1	4:24.063	2:51.792	226	55.503		36.768	224		3	1:56.637	35.317	252	50.630		30.690	226	
2	2:03.758	36.317	248	54.938		32.503	226		4	2:07.083	35.649	250	55.100		36.334	48	

77 Minshaw, GBR / Amstutz, CHE / Matchiski, RUS									theoretical besttime: 2:00.446								
1	2:45.751	1:21.132	244	52.997		31.622	220		5	2:11.609	36.798	247	56.224		38.587	48	
2	2:00.970	36.802	248	52.598		31.570	221		6	7:01.981	5:28.719	237	55.916		37.346	221	
3	2:00.545	36.531	248	52.345		31.669	221		7	2:08.684	36.575	246	52.513		39.596	38	
4	2:15.582	36.571	249	1:00.205		38.806	219										

78 Beretta, ITA / Mitchell, GBR / Kodric, HRV									theoretical besttime: 1:58.291								
1	2:09.513	43.615	238	54.204		31.694	219		5	2:06.659	36.139	246	53.853		36.667	217	
2	2:10.985	36.404	248	55.346		39.235	220		6	3:42.546	35.828	248	1:55.810		1:10.908	48	
3	1:59.330	36.117	248	52.024		31.189	220		7	3:34.635	2:04.357	247	56.389		33.889	220	
4	1:58.358	35.804	250	51.298		31.256	222		8	2:02.810	36.116	247	51.452		35.242	48	

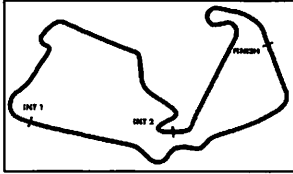
82 Keen, GBR / Ineichen, CHE / Perera, FRA									theoretical besttime: 1:57.842								
1	4:35.673	2:56.864	218	59.520		39.289	219		4	2:26.456	36.001	243	58.328		52.127	45	
2	2:24.203	36.009	244	52.153		56.041	219		5	5:59.395	4:36.386	241	51.846		31.163	219	
3	1:58.565	35.909	246	51.018		31.638	215		6	1:57.842	35.887	246	50.998		30.957	221	

87 Beaubelique, FRA / Ricci, BEL / Jamin, FRA									theoretical besttime: 2:00.171								
1	2:39.894	1:11.866	234	55.733		32.295	217		4	2:03.492	37.065	243	52.427		34.000	217	
2	2:03.581	37.708	241	53.158		32.715	219		5	2:00.171	36.508	243	52.035		31.630	218	
3	2:01.149	36.648	245	52.812		31.689	218		6	4:03.308	1:04.326	78	1:45.847		1:13.135	48	

88 Vautier, FRA / Christodoulou, GBR / Marciello, ITA									theoretical besttime: 1:57.456								
1	4:29.812	2:56.906	240	54.318		38.588	217		5	3:54.346	53.406	81	1:45.828		1:15.112	35	
2	2:06.996	35.839	244	54.230		36.927	217		6	4:17.577	2:55.294	239	51.142		31.141	220	
3	1:58.403	35.612	245	51.447		31.344	220		7	1:57.535	35.691	243	50.830		31.014	220	
4	2:05.093	37.872	140	55.301		31.920	219										

89 Giauque, CHE / Debard, FRA / Barthez, FRA									theoretical besttime: 1:59.178								
1	5:47.010	4:21.045	237	53.753		32.212	219		3	1:59.452	36.227	244	51.949		31.276	220	
2	1:59.653	36.484	243	51.675		31.494	219		4	2:49.291	36.306	243	1:00.312		1:12.673	34	





Blancpain GT Series Endurance Cup

Sector List Qualifying 1

Provisional



Silverstone, Length: 5901m

Air temperature: 21.21°C

Track temperature: 28.38°C

Weather condition: Dry

Sunday, May 20, 2018 9:50:00

Lap	Time	SE1	SP1	SE2	SP2	SE3	SP3	TSP	Lap	Time	SE1	SP1	SE2	SP2	SE3	SP3	TSP
90	Szymkowiak, NLD / Manchester, GBR / Bastian, DEU								theoretical besttime: 1:57.495								
1	4:11.794	2:31.317	210	1:00.889		39.588	219		5	2:46.569	35.596	244	1:01.167		1:09.806	47	
2	1:58.005	35.866	244	50.990		31.149	220		6	4:41.377	3:15.979	243	52.713		32.685	219	
3	1:58.039	35.781	246	50.944		31.314	220		7	1:57.623	35.724	244	50.794		31.105	221	
4	2:03.973	38.558	240	52.930		32.485	220										

97	Al Harthy, OMN / Mckay, GBR / Eastwood, IRL								theoretical besttime: 1:58.596								
1	4:14.286	2:35.847	217	57.414		41.025	226		5	3:48.134	36.110	202	1:56.468		1:15.556	49	
2	1:58.771	35.805	253	51.561		31.405	226		6	4:19.932	2:45.339	246	55.920		38.673	225	
3	2:01.960	35.630	254	52.477		33.853	227		7	1:59.183	35.789	252	51.759		31.635	224	
4	2:10.402	35.887	253	59.554		34.961	227										

98	Collard, GBR / Yelloly, GBR / Edwards, USA								theoretical besttime: 1:57.254								
1	8:17.192	6:46.376	183	57.279		33.537	224		4	4:38.694	3:04.595	232	54.575		39.524	224	
2	1:57.871	35.497	251	51.438		30.936	223		5	1:57.331	35.574	248	50.824		30.933	224	
3	3:15.878	35.987	247	1:29.699		1:10.192	44										

99	Krohn, FIN / de Phillippi, USA / Klingmann, DEU								theoretical besttime: 1:57.034								
1	9:15.250	7:45.672	192	56.339		33.239	221		3	6:37.393	4:48.547	237	1:09.777		39.069	220	
2	2:07.672	35.414	246	50.647		41.611	50		4	1:57.509	35.565	246	50.971		30.973	222	

114	Paltala, FIN / Ortelli, MCO / Siedler, AUT								theoretical besttime: 1:57.605								
1	2:59.240	1:25.582	196	1:01.552		32.106	221		5	1:57.476	36.486	260	51.056		30.024	222	
2	1:58.144	36.011	251	51.344		30.789	223		5	4:21.621	1:18.527	81	1:47.495		1:15.599	44	
3	1:58.077	35.582	252	51.234		31.261	224		6	2:48.871	1:11.986	241	55.990		40.895	221	
4	2:15.735	43.048	137	59.728		32.959	222		7	2:07.575	35.829	251	51.302		40.444	37	

188	West, GBR / Harris, GBR / Goodwin, GBR								theoretical besttime: 1:59.780								
1	7:32.841	6:07.227	219	54.250		31.364	224		4	6:21.796	4:45.616	228	58.979		37.201	221	
2	1:59.802	36.487	251	52.037		31.278	223		5	2:14.110	37.456	247	55.573		41.081	47	
3	2:25.316	36.466	250	53.058		55.793	49										

333	Mattschull, DEU / Salikhov, RUS / Keilwitz, DEU								theoretical besttime: 1:58.785								
1	4:49.638	3:17.391	244	58.433		33.814	220		5	4:05.661	1:04.190	77	1:45.319		1:16.152	38	
2	2:03.221	37.037	246	54.058		32.126	222		6	3:47.881	2:22.967	243	52.750		32.164	222	
3	1:59.612	36.556	246	51.838		31.218	222		7	1:58.942	36.330	247	51.237		31.375	219	
4	1:59.344	36.399	250	51.587		31.358	223										

488	Yoon, KOR / Ehret, DEU / Penttinen, FIN								theoretical besttime: 2:00.552								
1	3:15.165	1:49.450	235	53.996		31.719	219		4	2:01.182	36.892	247	52.299		31.991	220	
2	2:01.946	37.998	243	52.496		31.452	221		5	2:36.440	36.973	244	1:02.793		56.674	49	
3	2:00.574	36.914	247	52.289		31.371	220										

911	Werner, DEU / Makowiecki, FRA / Dumas, FRA								theoretical besttime: 1:57.793								
1	7:02.096	5:36.180	210	52.998		32.918	219		3	1:57.793	35.914	247	51.059		30.820	222	
2	1:58.311	36.048	248	51.234		31.029	222		4	4:10.681	1:02.173	74	1:51.577		1:16.931	46	

991	Häring, DEU / Brauner, DEU / Triller, DEU								theoretical besttime: 2:00.120								
1	2:17.731	49.292	240	56.346		32.093	220		4	2:00.625	37.004	247	52.089		31.532	222	
2	2:03.259	37.729	244	52.625		32.905	221		5	2:00.526	36.515	247	52.269		31.742	221	
3	2:01.266	36.999	248	52.751		31.516	222		6	3:39.507	36.607	246	1:54.917		1:07.983	35	

