

TEAM MANAGERS' BRIEFING

IB
1735

12

BLANCPAIN

GT SERIES

The logo features a stylized speedometer on the right side, with a needle pointing towards the right and a red segment at the end of the scale. A bright blue lightning bolt strikes diagonally across the center of the image, passing behind the text. The background is black.

SAFETY



S E A N E D W A R D S T E S T

SAFETY EDUCATION TRAINING

For all new driver

OFFICIAL MAILING LIST



Change of address or new addresses please contact Murielle the secretary in charge of communications at

sporting@sro-motorsports.com

TEAM MASSAGING App

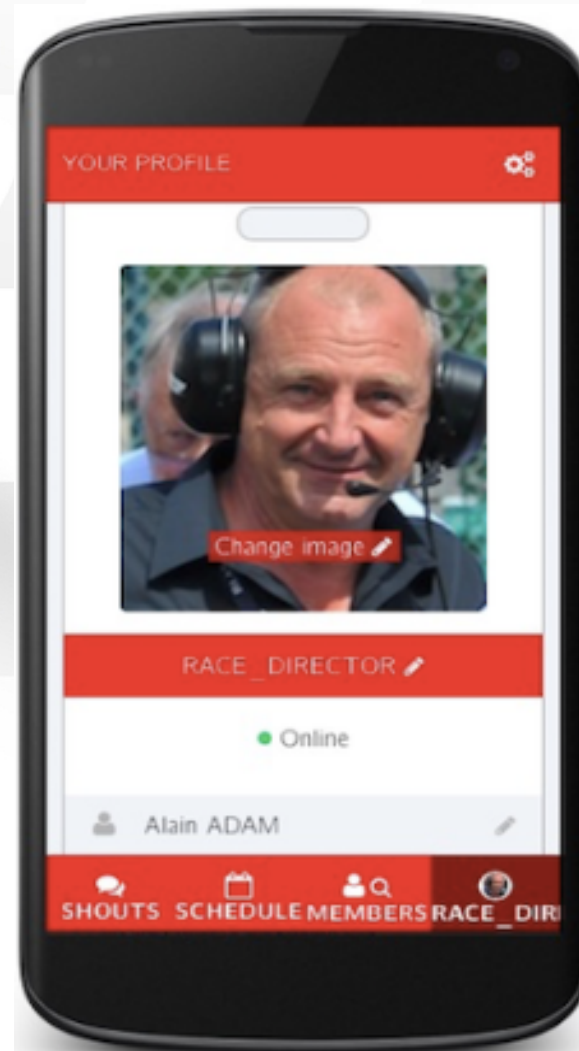
<http://blancpain-gt-series.minsh.com/launch.html>

Summons

Requests

Incident
reports

Decisions...



Only everybody
messages during
the sessions.

Do not forget to
record your car
number

RACE DIRECTOR RADIO

Channel 10

QT/DQT Dec D343N

Tx Mode Analog

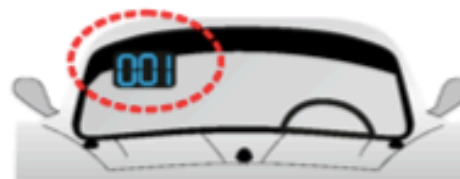
Rx frequency 468.375000

TEST 10' before each session

Answer "ok" on the team messaging

In case of issue contact the Pit Lane
manager – Ghislain VERRIEST





... for a exact identification of **POSITION & RANKING** on Race Car's

Different classes - different colours



Display shows Position „over all“ during practice & qualifying



Display shows Driver ID # between Position



Display shows Position / Driver ID „in class **PRO**“ during **Race**



Display shows Position / Driver ID „in class **PRO-AM**“ during **Race**



Display shows Position / Driver ID „in class **AM**“ during **Race**



Display shows Position Driver ID „in class **NATIONAL**“ during **Race**



Display shows „CAR Start Number“ by fading in PIT/OUT Lap



Display shows „all class Leader“ by **flashing** during **Race**



Alcohol and doping

1. Alcohol tolerance is 0
2. Check 3 hours > session < 30' after
3. Be aware of the Anti-doping regulations
4. Check the FIA web site
5. Medication – check with the chief Med officer

GENERAL INFORMATION

- Last sporting note: 3 - Pit stop clarifications
- No cars in the pit lane - Q & R of other Series
- Incidents ≠ categories, ↗ PRO Cat deemed at fault.
- Flashing head lights Max 3 x between 2 corners
- Wheels (warm) to the grid - before pit lane closes
- Pit gantry cameras mandatory recording during pit stops

Art 66 and 120 Pit Stop



Must have one hand on the steering wheel at all times.

May unplug the radio or disconnect the drinks bottle and other such items,

Should keep watching the road ahead while doing any of these things.

May loosen the belts - must remain in contact with the driver (still be properly restrained-ISC app L chap III art 4).

Driver must be securely fastened before the car leaves the team's working area

The driver may adjust the belts leaving his pit.

Art 61 Driver ID



The driver ID must not be changed before the car is stationary,
But must be correctly changed before the car crosses the pit exit loop.

Art 144

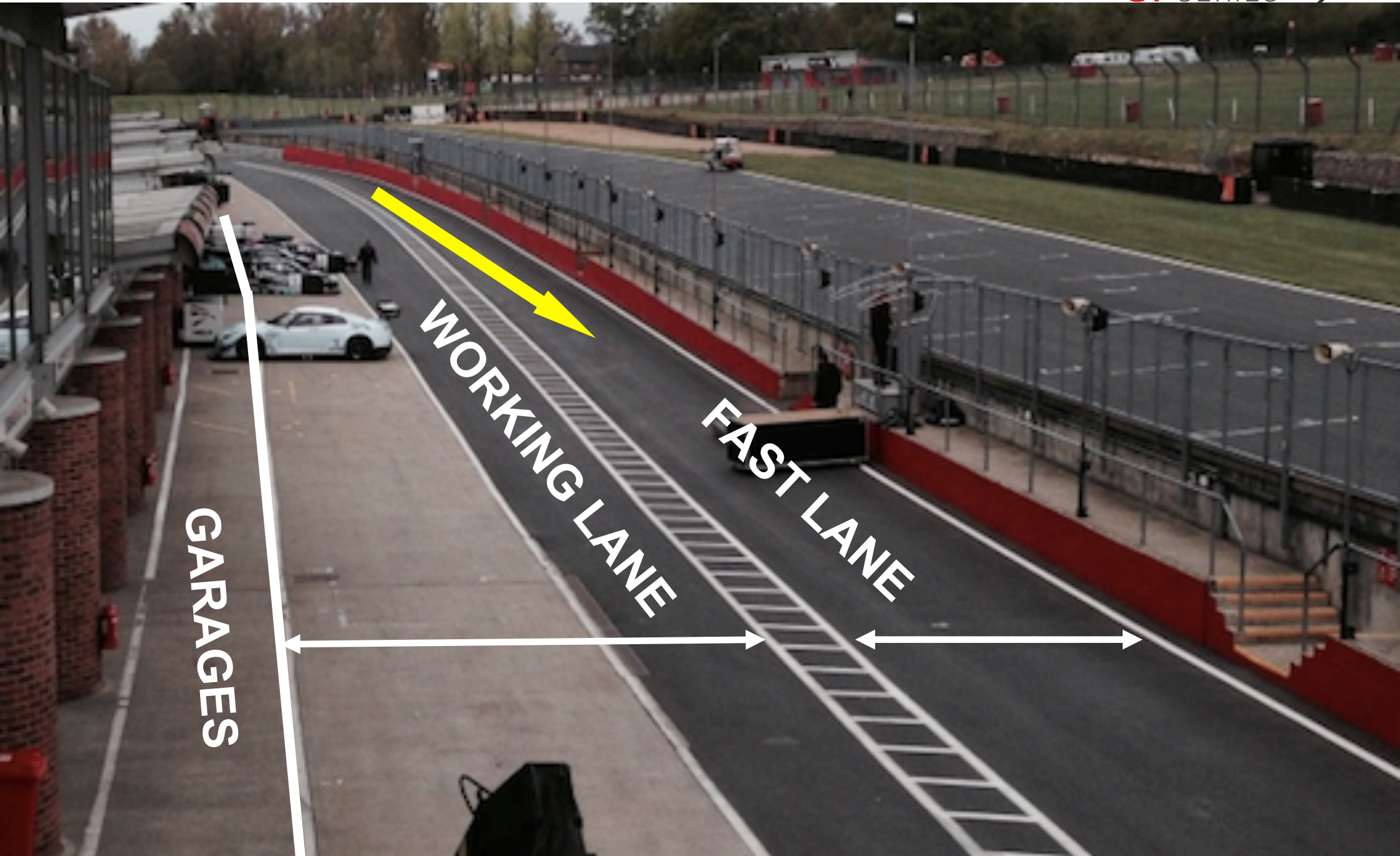
Cars must move from their working area to the fast lane prior to exiting the pit lane across the pit lane exit loop.

FAST LANE OPEN



- Max 5' before session.
- On the timing monitors and RD radio
- Cars allowed to Pit Exit
- Not for the race
- In case of Red flag, stop in front of your pit garage

PIT LANE

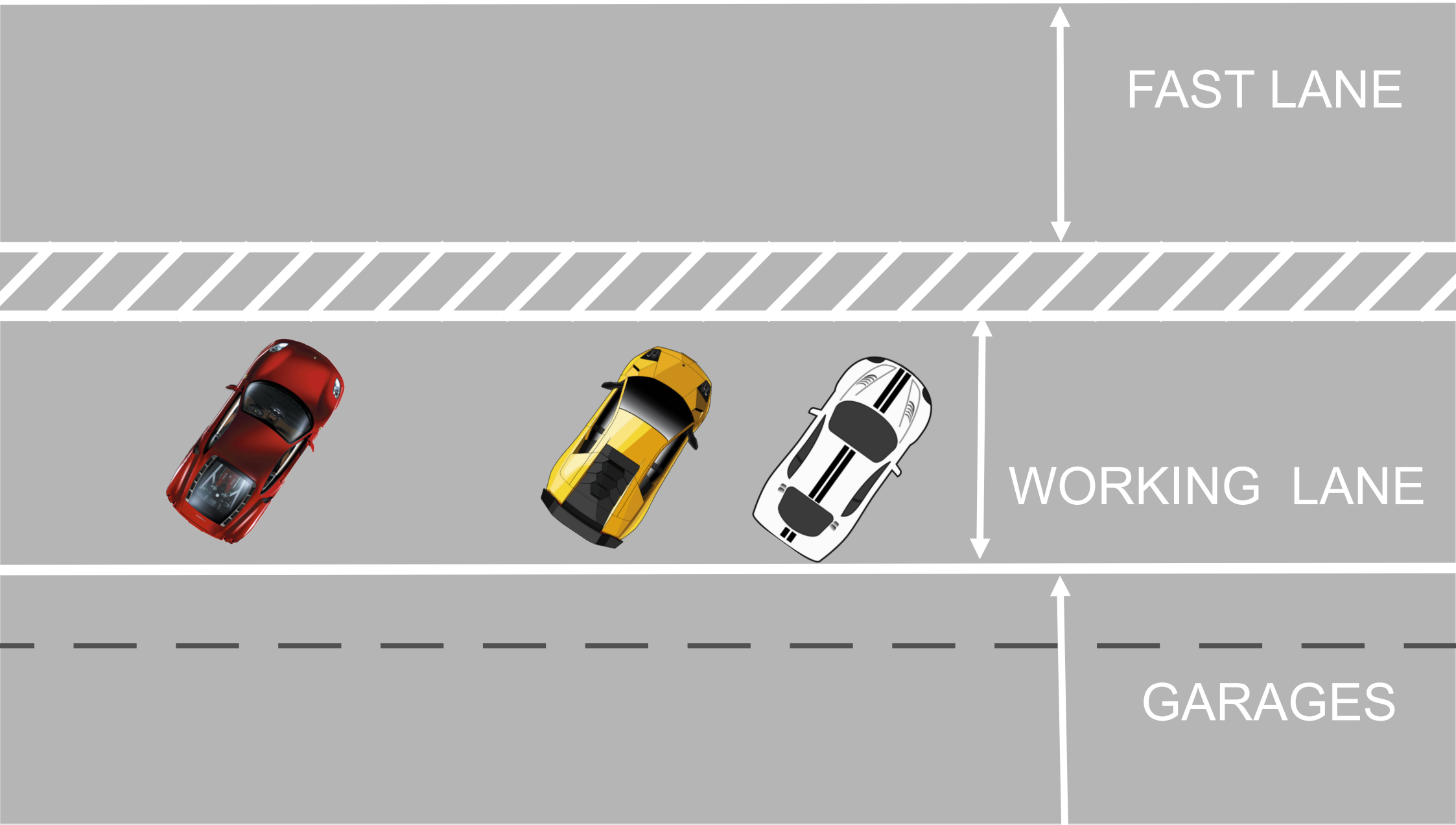


GARAGES

WORKING LANE

FAST LANE

START OF ALL SESSIONS 45°

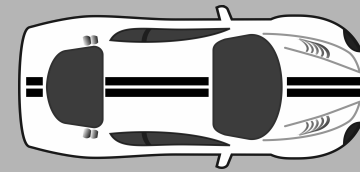



FAST LANE

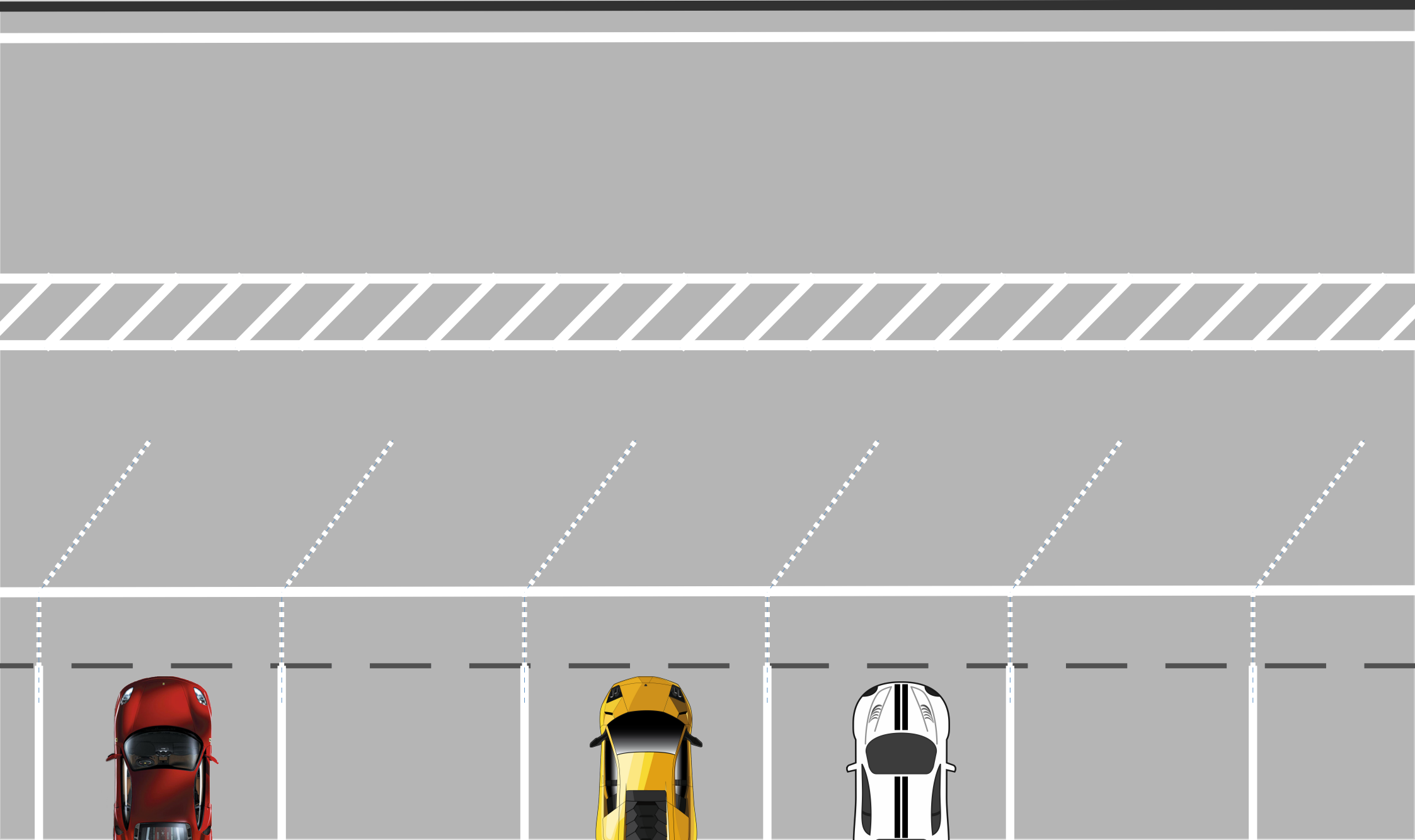
WORKING LANE

GARAGES

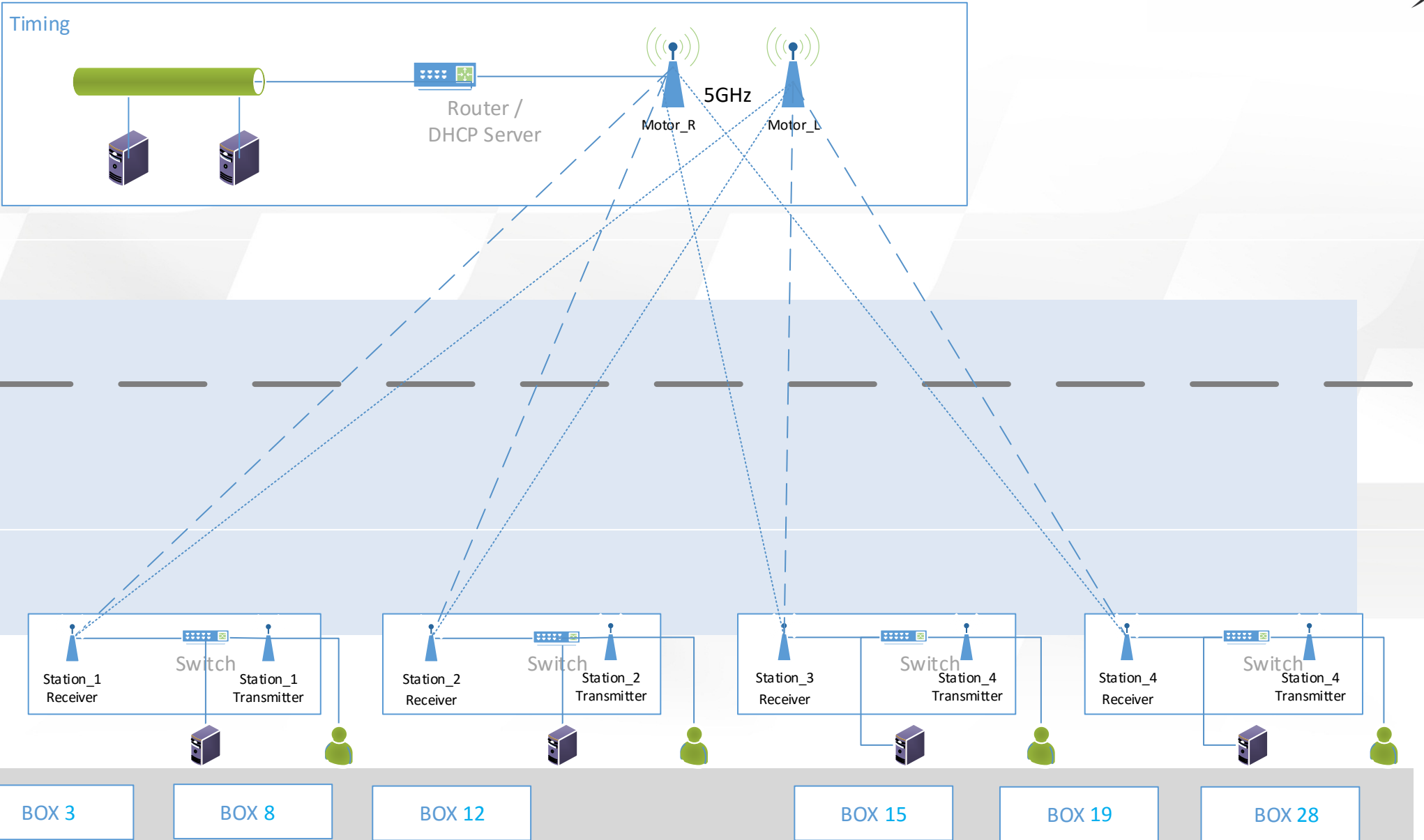
PIT STOP AND RACE



OTHER WORKS



Timing



SD CARDS

At the end of each races safety cards will be collected in Parc-Fermé

But the pit gantry camera must be brought by the team to the pit lane manager to scrutineering garage (33)





REMOVE PLASTIC COVERS



INCIDENT REPORT RAPPORT D'INCIDENT



Event:

Team:

Car number:

Driver:

Car(s) involved:

Time of the incident:

Lap:

Turn:

Description of the incident:

Plan of the incident:

Time – Heure :

Signature :

Race director's comments:

Sent to the stewards at:

To be handed by the entrant to the race director and/or the sporting director at the latest 30 minutes after the chequered flag. This report is not an official protest but purely information for the race director. This report can only be used for requests involving your team cars

A soumettre par le concurrent au directeur de course et/ou au directeur sportif au plus tard 30 minutes après le drapeau à damiers. Ce rapport n'est pas une réclamation officielle et est uniquement utilisé à titre informatif pour le directeur de course.

REQUEST FORM
FORMULAIRE DE DEMANDE



Date:

Event:

Team:

Numéro de voiture - Start number:

Nom – Name :

Concerne - concerns :

Briefing
Free practice / essais libres
Qualifying / essais qualificatifs
Race / Course

Demande – request :

Time – Heure :

Signature :

Race director's comments:

Sent to the stewards at:

This report can only be used for requests involving your team cars
Ce rapport ne peut être utilisé que pour une demande impliquant une voiture de votre team

OFFICES



Stewards 1st floor n° 2 in the race control tower

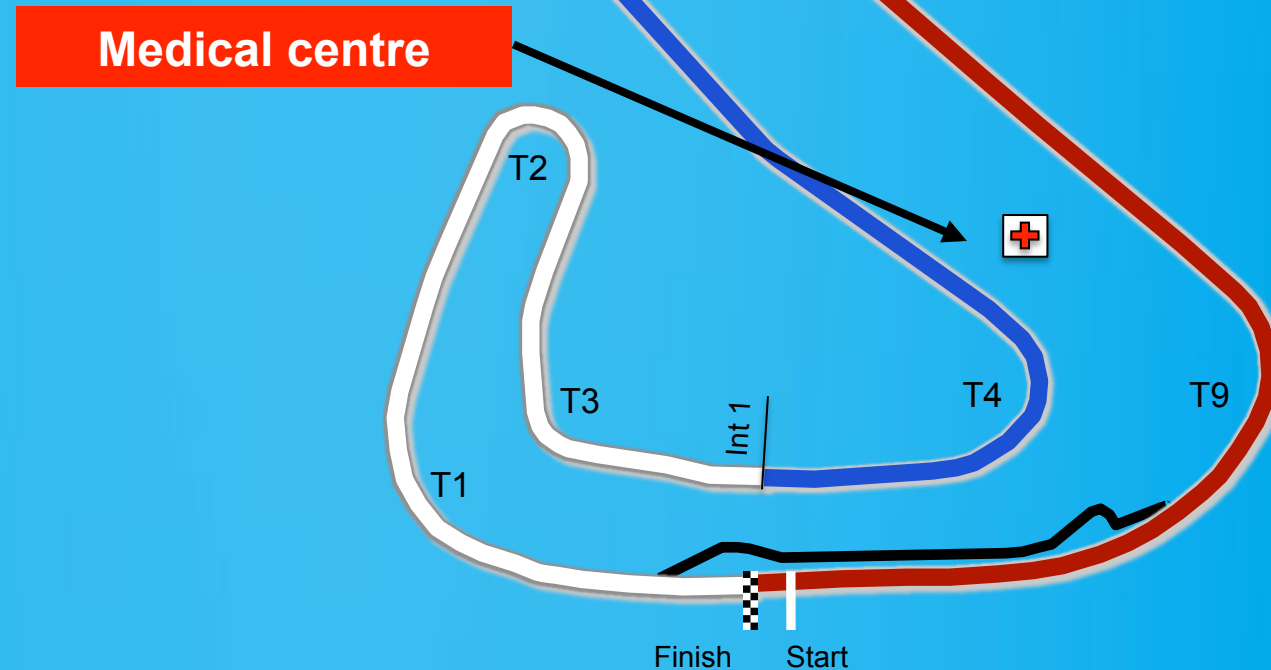
SRO and Race Director on the ground floor of the pit building, left to the cafeteria

DRIVERS' BRIEFING

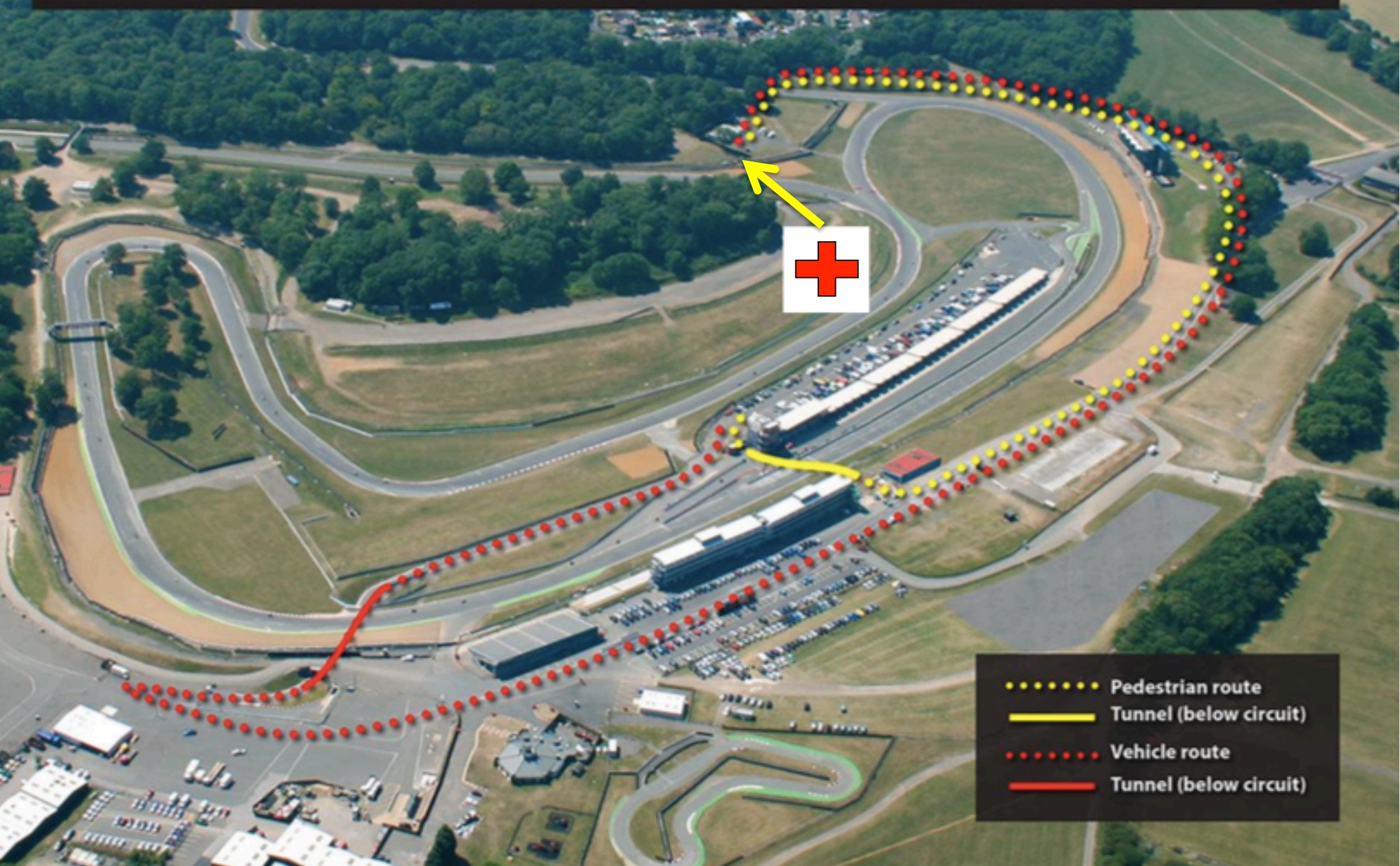






Brands Hatch (ENGLAND)

Circuit length: 3916 m
Start line offset: -30 m
Intermediate 1 at: 1113 m
Intermediate 2 at: 2952 m
SC position 1st lap: T4 or T9
SC position race: Exit T3
Pole Position: Right
Start line up: Between T8 & T9



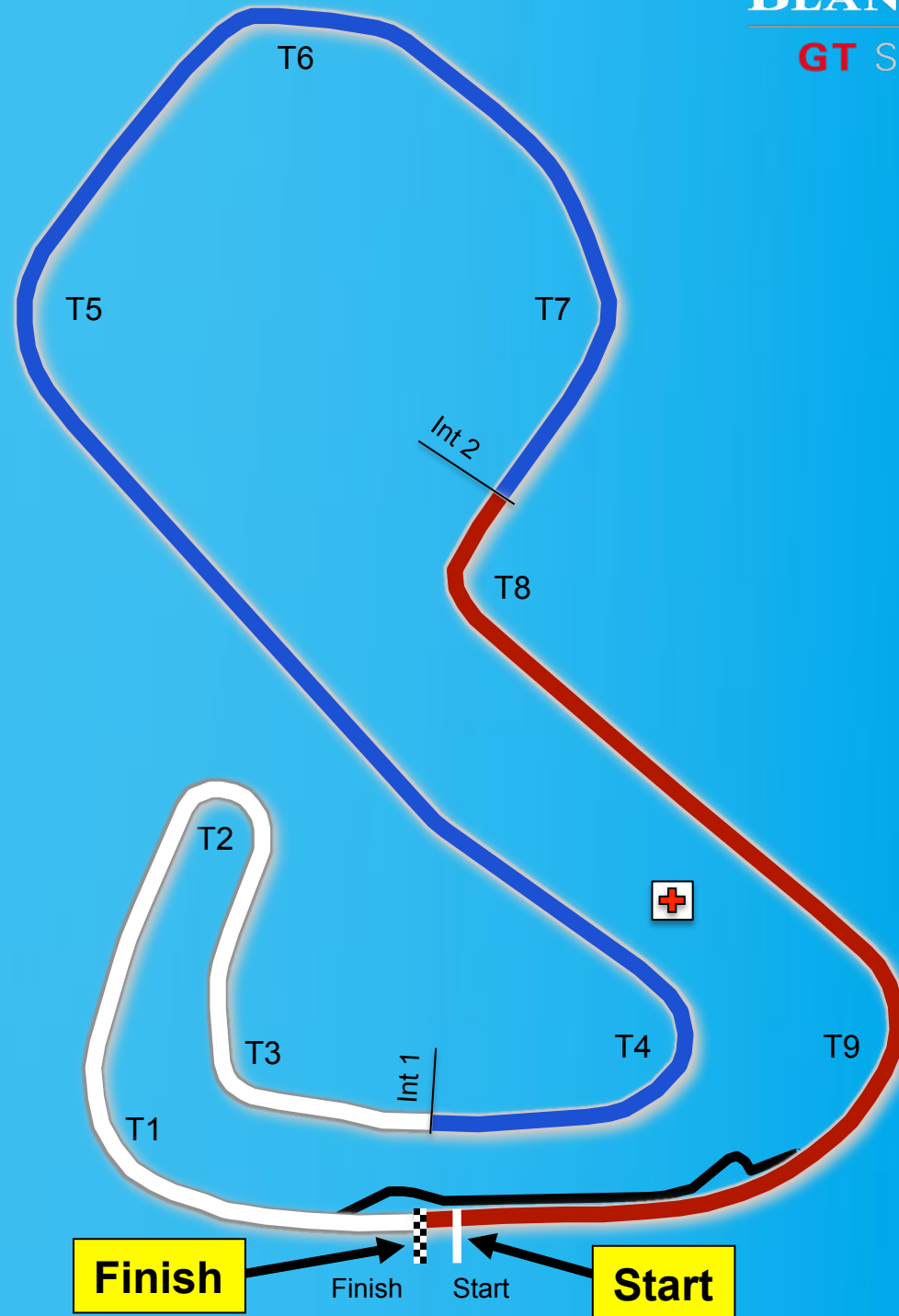
Medical Centre access route from the Pitlane




-  Pedestrian route
-  Tunnel (below circuit)
-  Vehicle route
-  Tunnel (below circuit)

Brands Hatch (ENGLAND)

Circuit length: 3916 m
Start line offset: -30 m
Intermediate 1 at: 1113 m
Intermediate 2 at: 2952 m
SC position 1st lap: T4 or T9
SC position race: Exit T3
Pole Position: Right
Start line up: Between T8 & T9



CONTROL & FINISH START LINE



RED line

SIGNALING AREA AT THE LINE



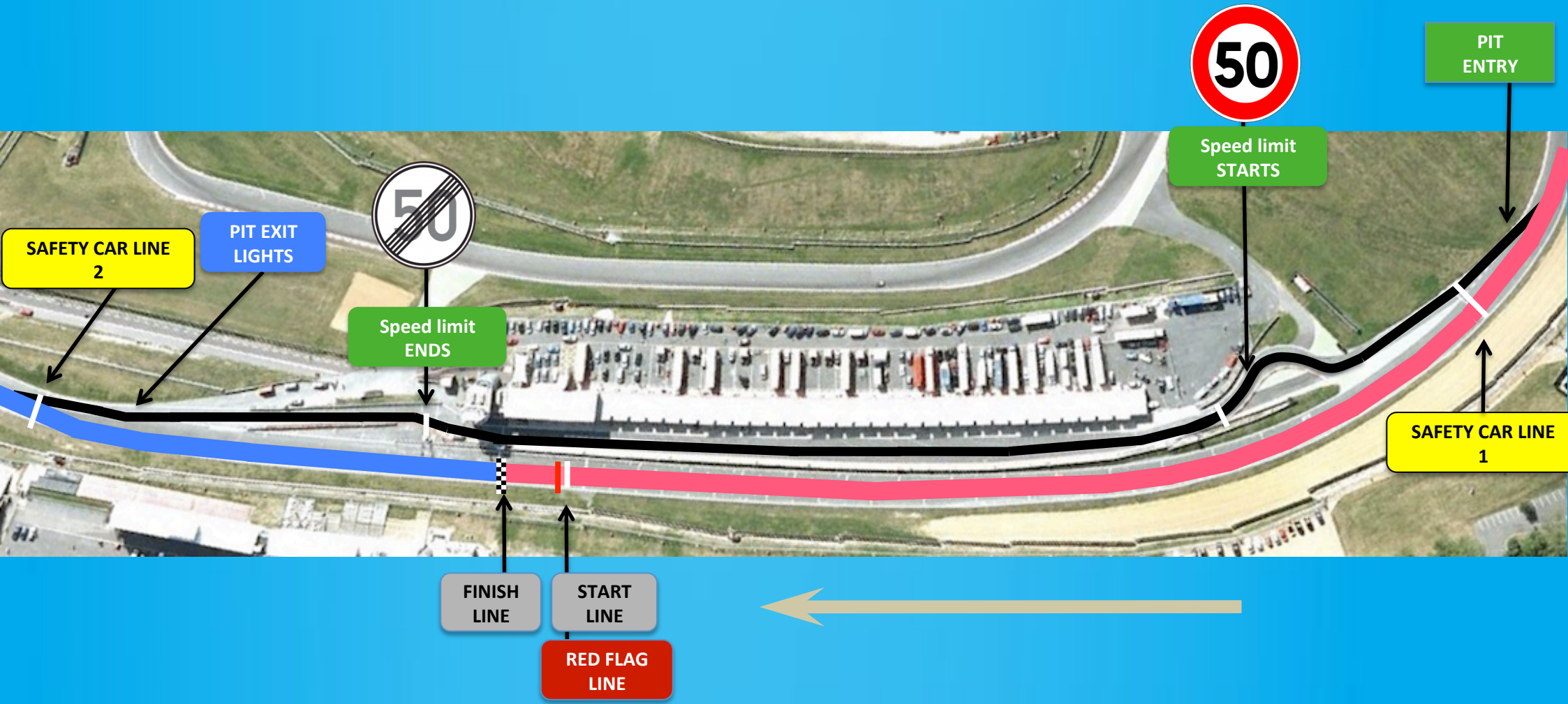
DISPLAY PANEL



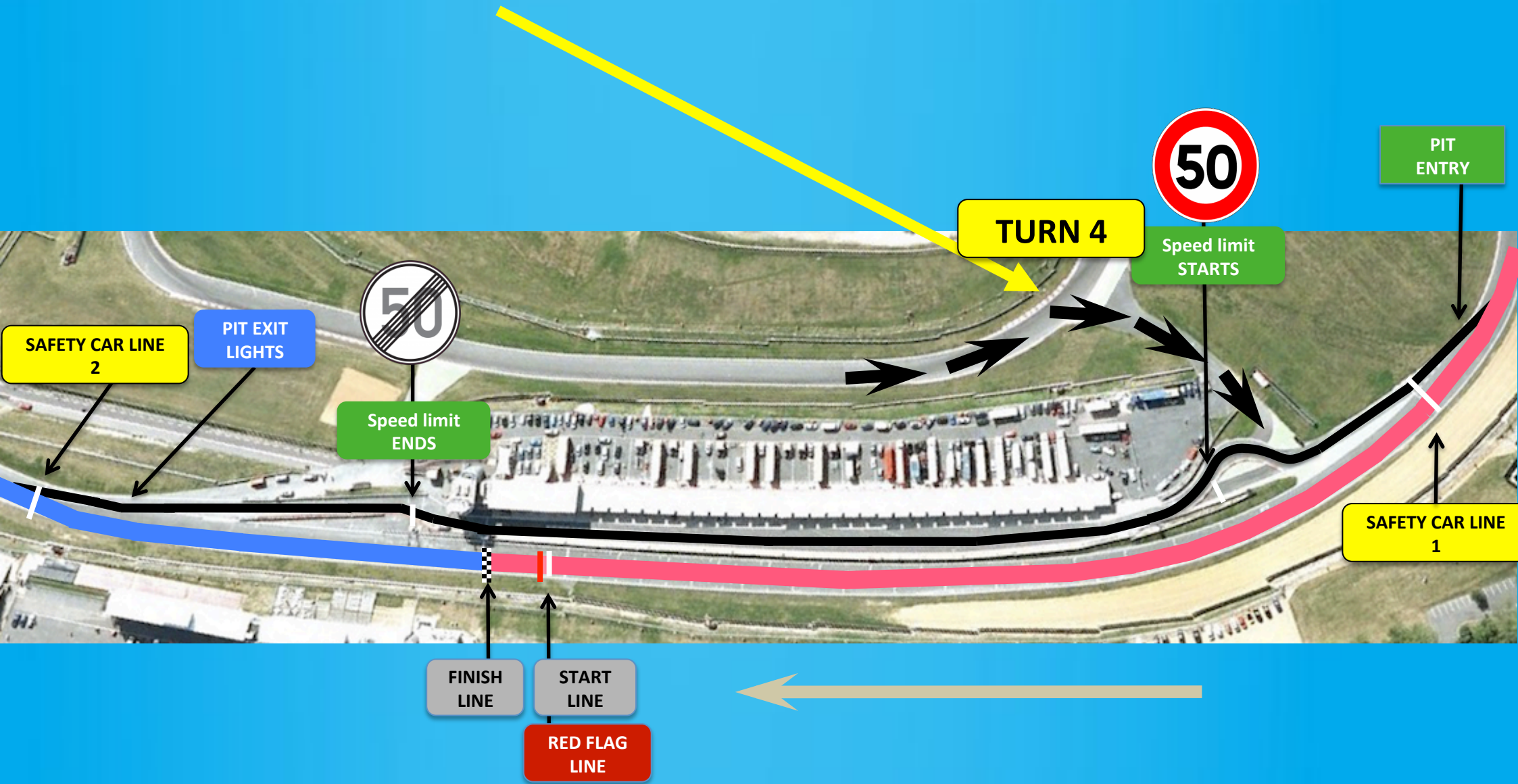
Drive Through




PIT LANE



END OF SESSION



PIT ENTRY



SC line 1

PIT ENTRY SPEED LIMIT



Art 66 and 120 Pit Stop



Must have one hand on the steering wheel at all times.

May unplug the radio or disconnect the drinks bottle and other such items,

Should keep watching the road ahead while doing any of these things.

May loosen the belts - must remain in contact with the driver (still be properly restrained-ISC app L chap III art 4).

Driver must be securely fastened before the car leaves the team's working area

The driver may adjust the belts leaving his pit.

PIT EXIT SIGNALS



PIT EXIT SPEED LIMIT



PIT EXIT LIGHTS



Flashing
permanently

PIT EXIT WHITE LINE



KEEP RIGHT



Brands Hatch (ENGLAND)

Circuit length: 3916 m

Start line offset: -30 m

Intermediate 1 at: 1113 m

Intermediate 2 at: 2952 m

SC position 1st lap: T4 or T9



SC position race: Exit T3

Pole Position: Right

Start line up: Between T8 & T9



ROLLING START



Pole Posn
Right
Hand
Side

ROLLING START



Red to Green

ROLLING START



ROLLING START



New Formation Lap

Red lights remains ON



Yellow flag @ all MP

Pole man - tempo

BrandsHatch



TRACK LIMITS Turns 1, 2 & 3



Camera



Sensors T1, T2 and T3

SAFETY LIGHTS



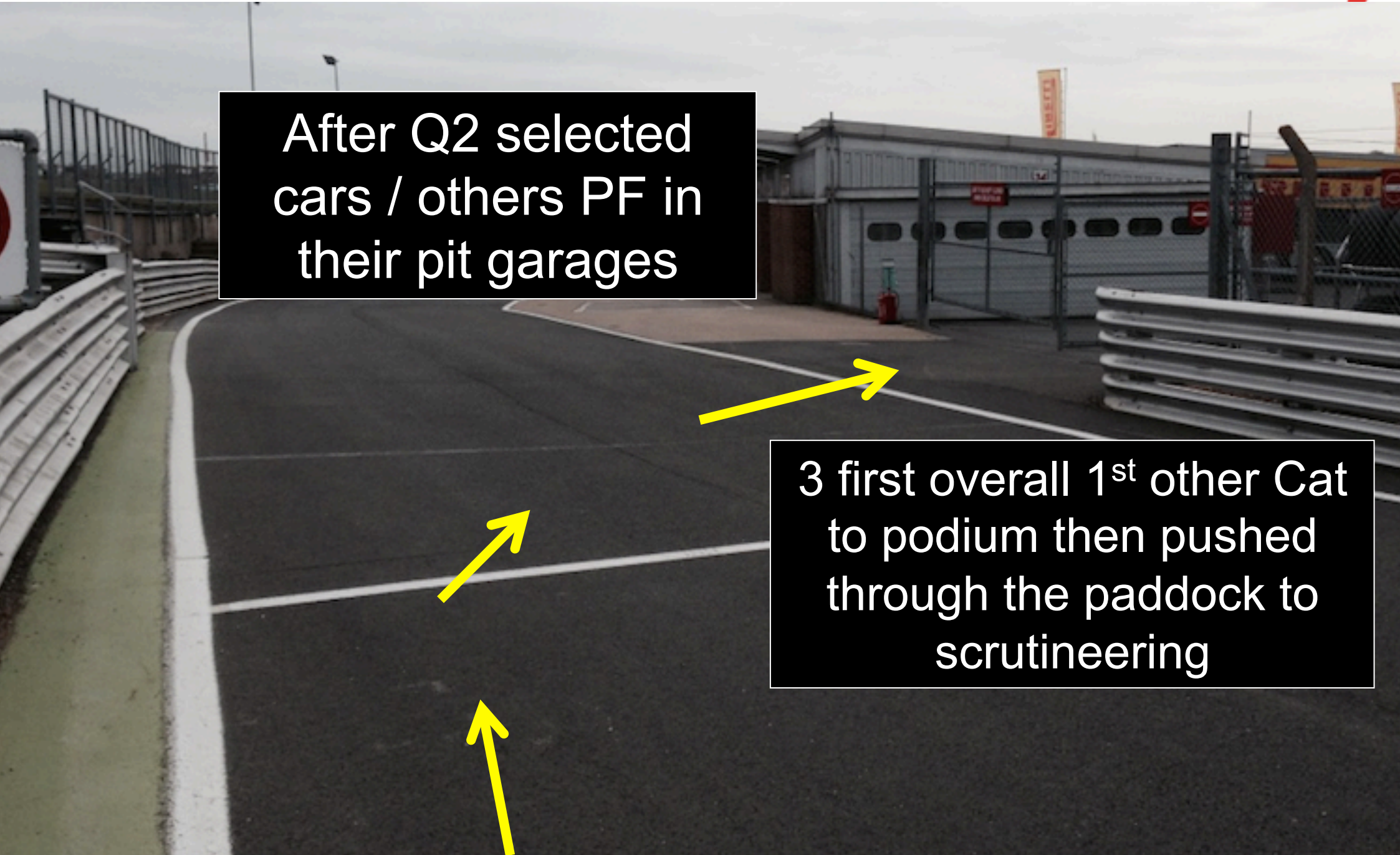
Orange flashing lights in case
of incident in Turn 5

PARC -FERME



After Q2 selected cars / others PF in their pit garages

3 first overall 1st other Cat to podium then pushed through the paddock to scrutineering



Brands Hatch (ENGLAND)

Circuit length: 3916 m

Start line offset: -30 m

Intermediate 1 at: 1113 m

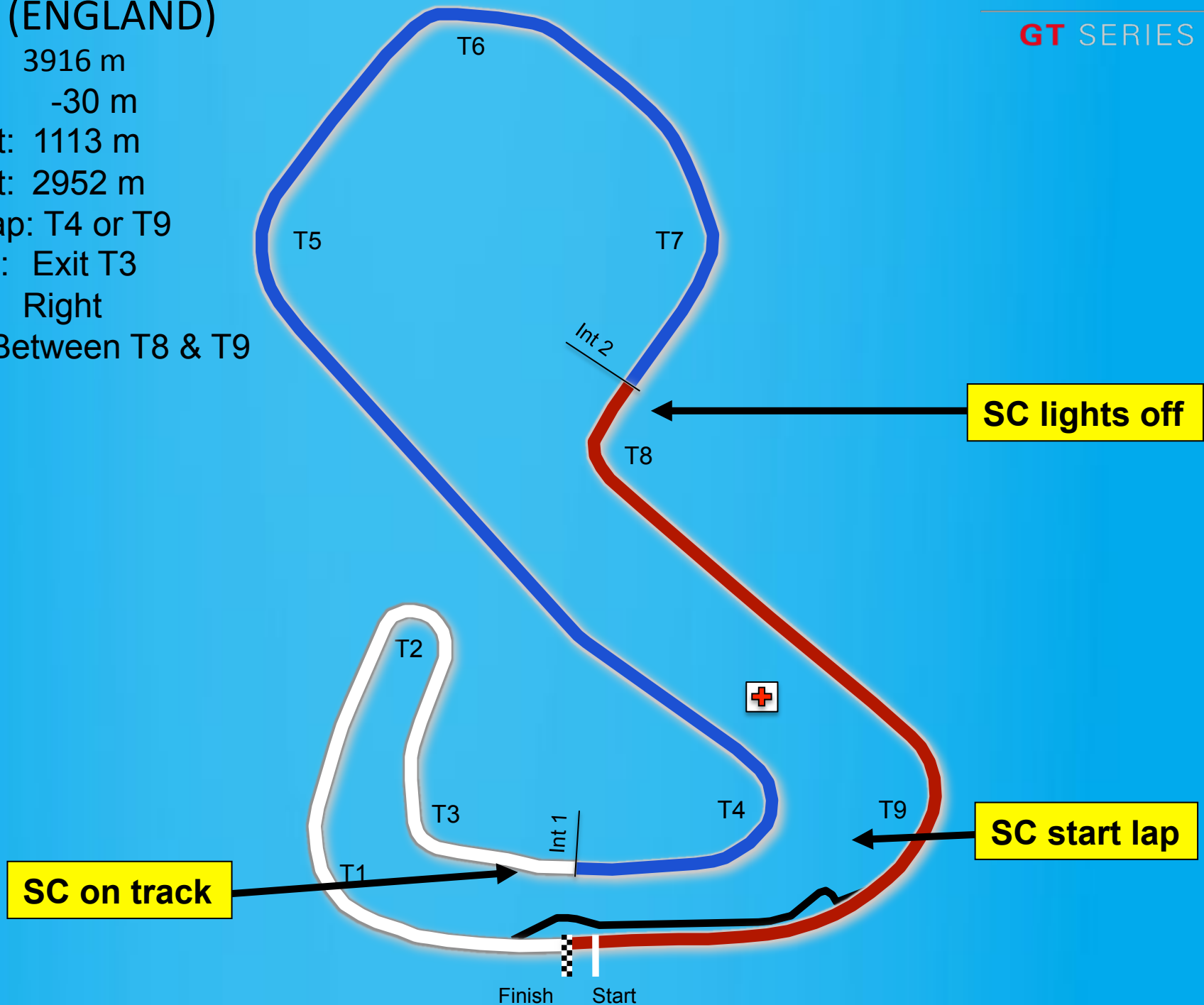
Intermediate 2 at: 2952 m


SC position 1st lap: T4 or T9

SC position race: Exit T3

Pole Position: Right

Start line up: Between T8 & T9





FCY

SC



- Speed 80 Km/Hr – NO Zig Zag
- SC always preceded by FCY except during the 3 1st laps
- SC get the leader during the FCY
- Countdown
 - At 10 sec **boards & lights – No overtaking**
 - At 0 sec **yellow flags & all cars at 80 Km/Hr**
 - Green flag on short notice- 5, 4, 3, 2, 1 GREEN



PROCEDURE



Slow down to 80 Km/Hr - NO overtaking

Free practices:

- The clock will NOT stop
- enter the pit lane – to your pit

During Qualifying:

- The clock stops
- enter the pit lane – to your pit

During the race:

- The clock will stop
- Cars to line up in front of the red line
- Order: as when the red flag was declared
- Teams and officials ONLY
- Parc-Fermé conditions – Restart behind SC

If you enter the pits after the red flag: restart one lap later



PROCEDURE

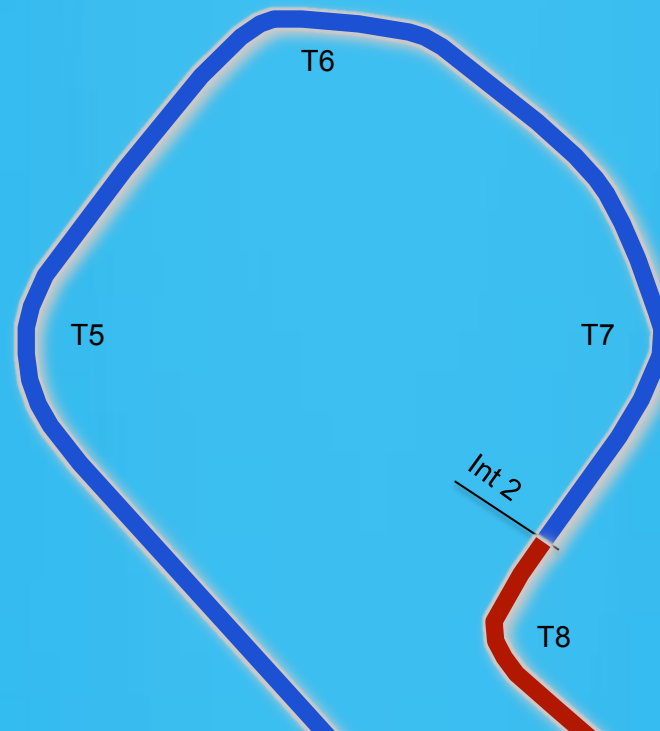


During the pit window:

- Cars back to the pit
- Parc-Fermé conditions
- pit stop permitted, when done PF
- Marshals will call the cars to line up in the order at the line of the last full lap before the opening of the pit window

OPENINGS FOR CARS & DRIVERS





After chequered flag turn right in Turn 4 and enter the pit lane

