

Blancpain GT Series Endurance Cup

Sector List Qualifying 3

Provisional



Autodromo Nazionale di Monza, Length: 5793m

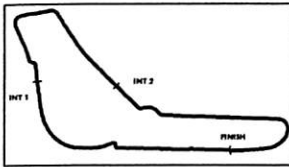
Air temperature: 24.92°C

Track temperature: 28.38°C

Weather condition: Dry

Sunday, April 22, 2018 10:39:00

Lap	Time	SE1	SP1	SE2	SP2	SE3	SP3	TSP	Lap	Time	SE1	SP1	SE2	SP2	SE3	SP3	TSP
1 Vanthoor, BEL / Mies, DEU / Riberas, ESP									theoretical besttime: 1:48.228								
1	6:56.203	5:27.962	148	45.016	252	43.225	238	93	4	1:50.415	34.365	254	38.596	260	37.454	238	277
2	1:48.572	34.480	254	36.992	260	37.100	238	276	5	1:51.930	34.493	254	37.033	261	40.404	239	278
3	1:48.340	34.477	254	36.831	261	37.032	240	276	6	2:00.635	34.451	254	37.856	245	48.328	49	277
4 Stolz, DEU / Buurman, NLD / Engel, DEU									theoretical besttime: 1:48.244								
1	6:51.406	5:25.100	226	39.284	255	47.022	236	131	4	1:48.952	34.406	253	36.990	260	37.556	238	273
2	1:48.711	34.606	252	37.165	258	36.940	237	270	5	1:50.252	34.497	254	37.073	259	38.682	238	273
3	1:48.489	34.540	252	36.954	258	36.995	237	272	6	1:48.341	34.484	252	36.973	258	36.884	236	272
5 Lendoudis, GRC / Al Faisal, UAE / Aguas, PRT									theoretical besttime: 1:49.403								
1	2:04.057	47.591	249	37.729	256	38.737	235	210	5	2:04.853	34.621	252	42.958	239	47.274	237	270
2	1:49.922	34.929	251	37.396	257	37.597	233	268	6	1:58.878	34.624	252	42.864	236	41.390	235	273
3	1:54.212	36.934	248	38.770	255	38.508	236	268	7	2:08.869	34.810	251	41.583	150	52.476	49	271
4	1:49.451	34.649	251	37.416	256	37.386	234	271									
6 Al Faisal, UAE / Haupt, DEU / Piana, ITA									theoretical besttime: 1:48.443								
1	5:12.556	3:53.551	248	39.539	251	39.466	235	187	4	1:48.635	34.505	252	37.100	258	37.030	235	273
2	1:52.689	34.745	252	40.242	254	37.702	236	269	5	1:49.101	34.695	251	37.328	257	37.078	236	271
3	1:48.713	34.599	252	37.276	257	36.838	236	272	6	1:57.597	34.650	251	37.232	257	45.715	49	272
7 Smith, GBR / Gounon, FRA / Kane, GBR									theoretical besttime: 1:48.817								
1	1:58.303	42.199	247	38.034	256	38.070	236	205	5	1:48.895	34.532	255	37.253	257	37.110	239	276
2	1:49.161	34.801	252	37.227	260	37.133	237	263	6	1:59.019	34.480	255	37.453	260	47.086	240	274
3	1:49.486	34.764	254	37.342	261	37.380	239	274	7	1:49.207	34.531	255	37.285	260	37.391	234	268
4	1:52.508	35.088	224	39.974	257	37.446	237	274	8	2:08.400	38.105	204	40.811	220	49.484	48	270
8 Abril, MCO / Soucek, ESP / Soulet, BEL									theoretical besttime: 1:48.075								
1	3:28.671	2:10.012	251	39.004	169	39.655	237	206	5	1:48.467	34.399	255	36.938	261	37.130	238	273
2	1:48.823	34.916	252	36.887	257	37.020	239	270	6	1:48.380	34.495	255	36.913	260	36.972	237	273
3	1:51.588	34.485	256	39.553	230	37.550	237	273	7	1:49.234	34.367	255	37.853	260	37.014	239	275
4	1:48.314	34.387	255	36.736	260	37.191	237	272	8	1:55.821	34.393	255	37.061	259	44.367	49	272
11 Broniszewski, CHE / Pier Guidi, ITA									theoretical besttime: 1:47.867								
1	6:38.944	5:10.929	180	45.633	143	42.382	237	141	4	1:48.092	34.215	255	36.896	262	36.981	240	279
2	1:48.589	34.296	254	37.447	263	36.846	240	277	5	1:48.195	34.309	255	37.000	263	36.886	240	279
3	1:48.090	34.125	256	36.965	261	37.000	238	279	6	1:59.365	34.189	254	37.323	262	47.853	49	278
12 Frassinetti, ITA / Monti, FRA / Rizzoli, ITA									theoretical besttime: 1:49.110								
1	3:43.142	2:25.654	252	38.099	259	39.389	239	202	4	1:49.150	34.480	257	37.327	261	37.343	240	277
2	1:50.554	34.755	256	37.377	262	38.422	236	277	5	1:58.263	34.542	255	37.619	262	46.102	237	281
3	1:49.131	34.446	257	37.321	263	37.364	238	278	6	1:59.044	34.966	248	38.457	262	45.621	48	278
14 Klien, AUT / Seefried, DEU / Costa, ESP									theoretical besttime: 1:48.458								
1	4:42.459	3:23.283	251	38.548	258	40.628	240	209	4	1:58.298	34.706	255	43.027	138	40.565	240	281
2	1:48.927	34.594	255	37.499	261	36.834	240	279	5	1:57.482	34.629	255	37.530	261	45.323	49	279
3	1:48.550	34.686	256	37.042	261	36.822	241	279									
17 Leonard, GBR / van der Linde, ZAF / Frijns, NLD									theoretical besttime: 1:48.316								
1	6:15.266	4:58.351	249	38.582	258	38.333	237	205	4	1:51.589	34.288	256	37.938	259	39.363	236	280
2	2:01.052	36.028	254	41.017	259	44.007	237	275	5	1:49.588	34.514	254	37.159	260	37.915	237	275
3	1:48.797	34.521	253	37.177	261	37.099	239	276	6	1:48.408	34.238	255	37.251	261	36.919	237	278



Blancpain GT Series Endurance Cup

Sector List Qualifying 3

Provisional



Autodromo Nazionale di Monza, Length: 5793m

Air temperature: 24.92°C

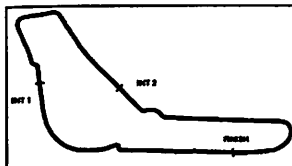
Track temperature: 28.38°C

Weather condition: Dry

Sunday, April 22, 2018 10:39:00

Lap	Time	SE1	SP1	SE2	SP2	SE3	SP3	TSP	Lap	Time	SE1	SP1	SE2	SP2	SE3	SP3	TSP
19 Perez Companc, ARG / Gianmaria, ITA / Mapelli, ITA									theoretical besttime: 1:49.239								
1	4:13.402	2:53.898	248	39.441	255	40.063	238	198	5	1:57.562	34.903	253	42.293	241	40.366	236	277
2	1:49.677	34.647	252	37.529	258	37.501	236	275	6	1:50.962	34.901	252	37.512	258	38.549	236	274
3	1:49.284	34.669	252	37.315	258	37.300	237	274	7	2:03.173	34.650	252	37.658	261	50.865	50	276
4	1:49.484	34.624	254	37.348	260	37.512	237	276									
22 Witt, GBR / Sanchez, MEX / Moore, GBR									theoretical besttime: 1:48.807								
1	1:59.557	42.396	254	38.359	259	38.802	243	201	4	1:54.491	36.492	208	39.743	263	38.256	239	281
2	1:49.157	34.421	258	37.332	264	37.404	243	278	5	1:49.698	34.941	258	37.273	265	37.484	242	278
3	1:48.929	34.464	258	37.233	265	37.232	242	279	6	1:59.831	34.342	258	37.395	263	48.094	49	279
23 Parry, GBR / Ordenez, ESP / Buncombe, GBR									theoretical besttime: 1:48.483								
1	6:28.386	5:11.607	234	39.428	260	37.351	241	173	4	1:48.734	34.344	255	37.298	262	37.092	240	275
2	1:54.913	36.397	251	39.873	263	38.643	242	276	5	2:08.400	34.427	257	42.037	244	51.936	49	276
3	1:48.676	34.537	256	37.231	261	36.908	240	276									
24 Marionec, DEU / Siljehaug, NOR / Niederhauser, CHE									theoretical besttime: 1:47.638								
1	4:10.393	2:46.285	243	40.479	262	43.629	243	201	5	1:52.407	34.005	264	37.580	226	40.822	244	284
2	1:48.059	34.048	260	36.867	266	37.144	246	280	6	1:47.842	33.745	264	37.026	267	37.071	245	283
3	1:53.130	35.876	257	38.502	267	38.752	244	210	7	2:20.309	39.106	196	42.590	236	58.613	40	234
4	1:48.058	33.935	262	36.822	269	37.301	243	283									
25 Jung, FRA / Gachet, FRA / Haase, DEU									theoretical besttime: 1:48.555								
1	6:14.444	4:53.827	248	41.810	245	38.807	237	193	4	1:49.472	34.721	252	37.320	258	37.431	236	276
2	1:48.886	34.636	252	37.173	258	37.077	237	274	5	1:48.662	34.489	254	37.135	258	37.038	236	276
3	1:53.096	34.524	253	38.705	228	39.867	238	275	6	2:02.654	34.490	252	37.028	260	51.136	46	274
26 Rostan, FRA / Stievenart, FRA / Winkelhock, DEU									theoretical besttime: 1:48.587								
1	3:17.308	2:00.327	233	39.185	255	37.796	237	187	5	1:48.737	34.534	254	37.119	261	37.084	238	277
2	1:49.026	34.614	252	37.128	258	37.284	238	274	6	1:51.330	35.236	254	38.006	236	38.088	239	264
3	1:57.467	36.606	237	40.479	260	40.382	239	276	7	1:48.778	34.436	254	37.279	260	37.063	237	278
4	1:57.537	35.057	225	41.768	196	40.712	238	278	8	1:59.544	34.405	254	38.651	223	46.488	48	276
27 Cipriani, ITA / Ramos, PRT / Crestani, ITA									theoretical besttime: 1:49.503								
1	3:19.586	2:02.994	246	37.692	255	38.900	234	205	4	1:50.701	34.804	252	37.916	241	37.981	235	276
2	1:49.526	34.785	251	37.314	255	37.427	232	274	5	1:49.973	34.849	251	37.519	257	37.605	234	276
3	1:49.660	34.762	251	37.345	258	37.553	236	273	6	1:58.134	34.899	251	37.729	260	45.506	49	272
28 Santamato, FRA / Leo, ITA / Gattuso, ITA									theoretical besttime: 1:49.373								
1	3:32.561	2:12.621	251	38.589	206	41.351	235	204	5	2:04.128	44.622	172	40.959	242	38.547	237	275
2	1:50.373	35.019	252	37.721	257	37.633	238	274	6	1:49.646	34.655	250	37.423	258	37.568	232	274
3	1:49.404	34.622	253	37.337	259	37.445	235	272	7	2:03.292	34.954	251	37.931	257	50.407	49	274
4	1:49.678	34.591	252	37.526	260	37.561	234	275									
31 Pierce, GBR / Smith, GBR / Morris, GBR									theoretical besttime: 1:48.083								
1	3:00.203	1:39.012	238	38.782	257	42.409	240	207	3	1:55.485	34.458	256	36.870	263	44.157	48	277
2	1:48.083	34.457	255	36.794	261	36.832	240	274									
33 Konopka, SVK / Lewandowski, POL / Ling, CHN									theoretical besttime: 1:49.033								
1	2:10.190	54.102	246	38.364	254	37.724	236	180	5	1:49.238	34.631	252	37.348	258	37.259	237	272
2	1:49.593	34.663	252	37.552	258	37.378	236	272	6	1:49.051	34.484	252	37.290	257	37.277	236	272
3	1:52.542	35.290	250	38.152	258	39.100	237	272	7	2:00.219	35.323	250	38.441	254	46.455	49	263
4	1:50.158	34.534	253	37.763	260	37.861	236	272									





Blancpain GT Series Endurance Cup

Sector List Qualifying 3

Provisional



Autodromo Nazionale di Monza, Length: 5793m

Air temperature: 24.92°C

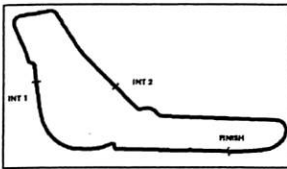
Track temperature: 28.38°C

Weather condition: Dry

Sunday, April 22, 2018 10:39:00

Lap	Time	SE1	SP1	SE2	SP2	SE3	SP3	TSP	Lap	Time	SE1	SP1	SE2	SP2	SE3	SP3	TSP
35 Petrov, RUS / Bulatov, RUS / Meadows, GBR									theoretical besttime: 1:48.655								
1	5:56.029	4:32.335	251	40.355	237	43.339	235	188	4	1:48.679	34.556	252	37.091	258	37.032	237	272
2	1:51.318	34.533	254	37.493	257	39.292	236	272	5	2:03.623	34.969	244	44.158	156	44.496	235	272
3	1:49.093	34.532	254	37.223	259	37.338	234	272	6	2:06.715	34.615	253	38.915	257	53.185	49	272
36 Buchardt, NOR / Vinke, DEU / Walkenhorst, DEU									theoretical besttime: 1:52.084								
1	3:53.993	2:36.306	250	38.695	257	38.992	233	206	5	1:54.018	35.927	255	38.338	261	39.753	234	216
2	1:57.023	37.320	242	39.533	250	40.170	235	262	6	1:52.971	35.152	255	38.893	260	38.926	234	270
3	1:52.469	35.009	254	38.229	260	39.231	235	274	7	2:05.547	36.162	252	39.151	257	50.234	49	236
4	1:52.975	34.929	255	38.780	260	39.266	234	274									
42 Buncombe, GBR / Leventis, GBR / Williamson, GBR									theoretical besttime: 1:48.602								
1	8:31.232	7:06.742	250	37.525	257	46.965	236	186	4	1:48.749	34.723	252	37.049	259	36.977	236	272
2	1:48.953	34.865	252	37.071	257	37.017	237	272	5	1:49.054	34.576	252	37.317	257	37.161	235	273
3	1:49.062	34.699	252	37.235	259	37.128	235	274									
43 Buhk, DEU / Parente, PRT / Götz, DEU									theoretical besttime: 1:48.352								
1	6:57.479	5:34.194	196	39.980	245	43.325	238	190	4	1:54.065	34.503	254	40.114	245	39.448	237	274
2	1:48.352	34.446	253	36.985	258	36.921	237	274	5	1:58.801	34.704	252	37.132	257	46.965	49	274
3	1:48.464	34.514	253	37.019	258	36.931	237	274									
44 Tambay, FRA / Auer, AUT / Fumanelli, ITA									theoretical besttime: 1:48.342								
1	6:58.386	5:35.198	218	39.526	256	43.662	237	206	3	1:48.482	34.513	253	36.961	258	37.008	238	273
2	1:48.573	34.373	253	37.082	258	37.118	237	274	4	1:59.163	34.393	254	36.963	258	47.807	49	274
51 Cameron, GBR / Griffin, IRL									theoretical besttime: 1:48.334								
1	3:23.784	2:05.078	248	38.148	254	40.558	238	208	5	1:53.735	35.363	252	37.823	255	40.549	240	233
2	1:49.139	34.654	252	37.358	258	37.127	238	274	6	1:48.541	34.459	253	37.063	259	37.019	239	275
3	1:48.939	34.482	255	37.102	260	37.355	237	274	7	1:48.776	34.316	253	37.207	260	37.253	237	276
4	1:48.701	34.326	254	37.225	261	37.150	238	276	8	1:48.551	34.405	252	36.999	258	37.147	237	274
53 Hommerson, NLD / Machiels, BEL / Bertolini, ITA									theoretical besttime: 1:48.818								
1	4:32.511	3:09.254	228	39.816	256	43.441	240	164	5	1:52.008	35.649	257	38.473	260	37.886	240	206
2	1:48.947	34.363	255	37.262	262	37.322	241	279	6	1:53.870	34.344	255	38.489	259	41.037	238	278
3	1:48.965	34.244	255	37.328	262	37.393	239	278	7	1:59.763	34.284	255	37.570	260	47.909	43	276
4	1:48.950	34.308	255	37.330	261	37.312	240	278									
54 Fontana, CHE / Zaugg, ZAF / Grenier, CDN									theoretical besttime: 1:47.992								
1	3:40.233	2:23.222	242	38.529	260	38.482	240	196	4	1:48.039	34.339	258	36.968	261	36.732	243	280
2	1:48.421	34.408	256	37.061	265	36.952	241	276	5	1:50.367	34.850	258	37.479	267	38.038	243	250
3	1:50.150	34.769	223	38.148	219	37.233	242	257	6	2:02.746	34.292	257	40.220	216	48.234	47	279
55 Pohler, DEU / Kaffer, DEU / Schmidt, DEU									theoretical besttime: 1:49.215								
1	4:37.734	3:09.613	193	44.701	145	43.420	236	149	5	1:49.294	34.506	254	37.368	259	37.420	236	276
2	1:51.832	34.766	253	38.683	249	38.383	238	276	6	1:49.929	34.900	244	37.464	261	37.565	236	274
3	1:49.362	34.506	254	37.289	261	37.567	238	279	7	1:54.474	34.634	252	37.644	258	42.196	236	275
4	1:55.039	36.110	248	40.516	205	38.413	236	278									
58 Barnicoat, GBR / Ledogar, FRA / Watson, GBR									theoretical besttime: 1:48.971								
1	6:43.779	5:26.456	247	38.357	254	38.966	234	207	4	1:49.509	34.761	250	37.371	257	37.377	235	272
2	1:52.638	34.796	250	38.664	220	39.178	236	269	5	1:49.935	34.804	250	37.137	257	37.994	227	271
3	1:49.315	34.523	251	37.481	257	37.311	236	272	6	1:58.517	34.916	250	37.257	255	46.344	49	267





Blancpain GT Series Endurance Cup

Sector List Qualifying 3

Provisional



Autodromo Nazionale di Monza, Length: 5793m

Air temperature: 24.92°C

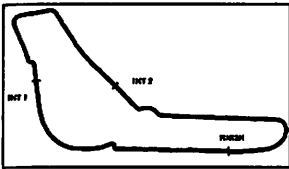
Track temperature: 28.38°C

Weather condition: Dry

Sunday, April 22, 2018 10:39:00

Lap	Time	SE1	SP1	SE2	SP2	SE3	SP3	TSP	Lap	Time	SE1	SP1	SE2	SP2	SE3	SP3	TSP
62 Brundle, GBR / Kirchhöfer, DEU / Martin, BEL									theoretical besttime: 1:48.352								
1	4:29.702	3:06.724	231	41.056	252	41.922	239	130	5	1:50.548	34.240	255	37.761	236	38.547	240	279
2	1:48.554	34.388	254	37.247	260	36.919	238	276	6	1:51.125	34.186	255	37.522	263	39.417	240	279
3	1:50.685	34.283	255	38.676	260	37.726	238	276	7	2:05.848	34.450	254	39.598	183	51.800	49	277
4	1:53.441	37.344	225	38.531	258	37.566	241	266									
63 Caldarelli, ITA / Engelhart, DEU / Bortolotti, ITA									theoretical besttime: 1:48.303								
1	5:21.666	4:04.282	250	38.868	261	38.516	237	187	3	1:56.502	34.314	255	40.383	182	41.805	236	279
2	1:48.303	34.223	254	37.033	261	37.047	240	279	4	1:56.145	34.307	253	37.131	262	44.707	49	280
66 Schothorst, NLD / Schothorst, NLD / van der Linde, ZAF									theoretical besttime: 1:48.394								
1	3:31.729	2:06.907	250	39.127	169	45.695	236	205	5	1:49.649	34.978	252	37.486	258	37.185	238	266
2	1:50.763	35.009	252	37.864	257	37.890	237	273	6	1:48.847	34.367	254	37.422	258	37.058	236	276
3	1:48.561	34.465	254	37.042	260	37.054	237	276	7	1:56.225	34.376	253	37.331	260	44.518	49	277
4	1:48.674	34.485	253	37.204	259	36.985	238	276									
72 Aleshin, RUS / Molina, ESP / Rigon, ITA									theoretical besttime: 1:47.915								
1	4:40.846	3:20.298	252	38.473	257	42.075	238	206	5	1:51.831	34.253	255	38.408	252	39.170	240	279
2	1:48.112	34.306	254	36.880	261	36.926	241	277	6	1:48.518	34.339	255	37.028	261	37.151	240	278
3	1:49.647	34.548	255	37.419	260	37.680	239	279	7	1:48.263	34.109	255	37.177	261	36.977	239	279
4	1:48.301	34.271	254	37.013	261	37.017	237	277									
76 Vaxiviere, FRA / Dennis, GBR / Thiim, DNK									theoretical besttime: 1:48.356								
1	4:27.149	3:04.600	195	41.474	234	41.075	240	129	4	1:48.652	34.569	252	36.968	260	37.115	240	275
2	1:48.669	34.402	254	37.169	260	37.098	240	275	5	1:48.741	34.290	255	37.245	260	37.206	240	276
3	1:53.572	34.918	253	39.360	247	39.294	240	277	6	2:29.401	41.876	167	51.613	157	55.912	49	232
77 Amstutz, GBR / Matchiski, RUS / Guedes, PRT									theoretical besttime: 1:49.673								
1	2:04.844	45.640	249	39.117	255	40.087	237	201	5	1:49.932	34.377	254	37.630	259	37.925	237	276
2	1:50.208	34.912	253	37.611	260	37.685	238	274	6	1:56.783	34.934	235	41.204	257	40.645	237	276
3	1:54.640	36.449	254	39.521	257	38.670	237	252	7	2:05.375	34.569	254	39.300	251	51.506	49	276
4	1:50.140	34.593	254	37.692	259	37.855	236	276									
78 Beretta, ITA / Mitchell, GBR / Kodric, CRO									theoretical besttime: 1:48.907								
1	5:28.165	4:00.237	247	40.120	205	47.808	236	163	4	1:49.084	34.687	252	37.232	260	37.165	236	276
2	1:49.220	34.591	253	37.506	259	37.123	237	276	5	1:49.847	34.552	253	37.771	260	37.524	236	276
3	1:57.494	35.625	199	39.897	259	41.972	236	276	6	1:58.377	34.634	252	37.390	258	46.353	48	276
82 Ineichen, CHE / Keen, GBR / Perera, FRA									theoretical besttime: 1:48.581								
1	5:06.049	3:46.096	251	38.544	259	41.409	238	204	5	1:49.063	34.311	256	37.268	264	37.484	239	284
2	1:55.307	35.103	237	38.513	253	41.691	238	275	6	1:48.901	34.279	259	37.271	263	37.351	240	281
3	1:48.755	34.417	256	37.210	263	37.128	241	280	7	1:48.737	34.243	257	37.363	262	37.131	238	281
4	1:58.068	38.402	173	38.997	244	40.669	240	167									
87 Beaubelique, FRA / Ricci, BEL / Jamin, FRA									theoretical besttime: 1:48.524								
1	5:44.486	4:28.960	250	37.809	256	37.717	237	208	4	1:48.540	34.390	253	37.118	258	37.032	238	273
2	1:49.075	34.726	253	37.102	258	37.247	238	272	5	1:48.575	34.406	253	37.120	260	37.049	238	273
3	1:51.591	34.438	254	38.649	207	38.504	237	275	6	1:58.272	34.581	252	37.417	258	46.274	49	273
88 Vautier, FRA / Juncadella, ESP / Marciello, ITA									theoretical besttime: 1:48.099								
1	5:31.618	4:09.079	246	40.429	249	42.110	236	204	4	1:48.533	34.433	252	37.106	259	36.994	238	274
2	1:48.368	34.680	253	36.863	258	36.825	237	272	5	1:58.070	34.559	254	37.185	258	46.326	48	274
3	1:49.918	34.411	254	37.109	259	38.398	237	274									





Blancpain GT Series Endurance Cup

Sector List Qualifying 3

Provisional



Autodromo Nazionale di Monza, Length: 5793m

Air temperature: 24.92°C

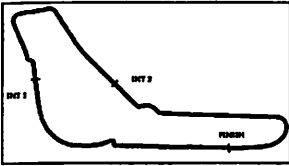
Track temperature: 28.38°C

Weather condition: Dry

Sunday, April 22, 2018 10:39:00

Lap	Time	SE1	SP1	SE2	SP2	SE3	SP3	TSP	Lap	Time	SE1	SP1	SE2	SP2	SE3	SP3	TSP
89 Giaouec, CHE / Debard, FRA / Barthez, FRA									theoretical besttime: 1:49.710								
1	4:31.208	3:12.455	248	38.914	255	39.839	236	206	4	1:50.608	34.690	255	37.942	260	37.976	240	275
2	1:50.046	34.811	254	37.391	259	37.844	236	272	5	1:56.268	34.475	254	42.330	250	39.463	237	277
3	1:51.609	35.184	254	37.834	260	38.591	238	272	6	2:05.351	34.990	253	38.530	258	51.831	46	274
90 Szymkowiak, NLD / Manchester, GBR / Bastian, DEU									theoretical besttime: 1:48.406								
1	4:36.428	3:16.293	251	38.263	259	41.872	237	201	4	1:50.904	34.429	255	37.690	261	38.785	238	275
2	1:48.804	34.669	252	37.181	259	36.954	237	274	5	2:00.286	34.390	254	37.580	259	48.316	49	276
3	1:48.406	34.384	254	37.159	259	36.863	238	275									
97 Al Harthy, OMA / Mckay, GBR / Eastwood, IRL									theoretical besttime: 1:48.737								
1	4:44.936	3:25.712	252	38.429	258	40.795	238	208	4	1:55.843	34.436	255	39.352	244	42.055	240	276
2	1:48.909	34.492	255	37.195	263	37.222	239	277	5	1:49.152	34.320	255	37.552	262	37.280	239	279
3	1:52.617	34.363	256	37.644	262	40.610	240	275	6	1:58.976	34.679	254	37.663	262	46.634	49	278
98 Klingmann, DEU / Collard, GBR / Krohn, FIN									theoretical besttime: 1:48.988								
1	5:36.714	4:20.789	248	38.330	257	37.595	237	200	4	1:51.683	34.751	254	37.447	260	39.485	238	276
2	1:49.216	34.974	254	37.353	259	36.888	237	274	5	1:49.242	34.774	254	37.552	260	36.905	237	274
3	1:51.540	35.115	252	38.088	260	38.337	238	274	6	1:59.184	34.747	254	37.684	260	46.753	51	276
99 Wittmann, DEU / Catsburg, NLD / Sims, GBR									theoretical besttime: 1:48.889								
1	5:16.920	3:57.579	246	40.033	226	39.308	238	154	4	1:57.232	34.748	254	43.796	199	38.688	237	277
2	1:49.238	34.818	254	37.460	260	36.960	237	274	5	1:58.273	34.788	254	37.610	249	45.875	51	274
3	1:48.889	34.582	255	37.422	260	36.885	237	276									
114 Ortelli, MCO / Palttala, FIN / Siedler, AUT									theoretical besttime: 1:48.370								
1	2:54.032	1:37.726	247	38.451	253	37.855	237	204	4	1:48.811	34.766	255	37.169	261	36.876	238	279
2	1:48.842	34.742	254	36.945	261	37.155	239	273	5	1:48.991	34.549	255	37.416	260	37.026	240	279
3	1:52.305	34.660	257	37.254	263	40.391	241	279	6	2:01.777	34.757	254	39.078	182	47.942	49	279
188 Harris, GBR / West, GBR / Goodwin, GBR									theoretical besttime: 1:49.699								
1	6:44.868	5:27.442	204	38.710	257	38.716	236	149	4	1:52.348	34.798	251	37.971	258	39.579	235	271
2	1:49.699	34.502	251	37.579	257	37.618	236	267	5	1:59.905	34.644	252	39.137	257	46.124	50	268
3	1:52.299	34.589	251	38.280	255	39.430	237	272									
333 Salikhov, RUS / Mattschull, DEU / Schwager, DEU									theoretical besttime: 1:48.583								
1	4:01.904	2:42.198	252	38.935	258	40.771	227	164	5	1:50.707	34.678	255	38.086	263	37.943	238	264
2	1:56.016	37.022	254	38.522	260	40.472	237	250	6	1:50.328	34.259	254	38.083	258	37.986	237	276
3	1:51.557	35.866	241	38.055	260	37.636	240	279	7	1:49.085	34.336	252	37.207	261	37.542	237	276
4	1:48.583	34.234	257	37.101	261	37.248	238	279									
488 Yoon, KOR / Ehret, DEU / Penttinen, FIN									theoretical besttime: 1:49.376								
1	2:12.732	55.958	241	38.413	255	38.361	237	206	5	1:50.719	35.670	248	37.447	259	37.602	236	274
2	1:50.028	34.732	252	37.695	258	37.601	236	271	6	1:54.801	34.641	251	38.197	236	41.963	238	276
3	1:50.516	34.641	250	37.134	269	38.741	219	274	7	1:52.338	35.272	252	37.347	257	39.719	237	272
4	1:55.213	36.727	252	39.439	257	39.047	236	238	8	2:04.989	35.221	251	38.505	246	51.263	49	271
888 Parhofer, DEU / Antonio Fome, ESP / Stippler, DEU									theoretical besttime: 1:48.778								
1	6:08.258	4:51.642	248	38.427	256	38.189	236	161	3	1:48.857	34.633	251	37.218	258	37.006	236	273
2	1:49.060	34.675	252	37.334	258	37.051	236	273	4	1:59.620	34.554	251	37.381	258	47.685	49	274
911 Makowiecki, FRA / Dumas, FRA / Werner, DEU									theoretical besttime: 1:48.702								
1	5:26.158	4:05.187	249	41.410	176	39.561	237	177	4	1:48.853	34.544	252	37.065	259	37.244	238	273
2	1:49.325	34.578	252	37.240	258	37.507	237	272	5	1:53.425	35.924	242	39.092	254	38.409	236	270
3	1:48.846	34.688	252	36.929	259	37.229	237	272	6	2:01.053	34.597	252	37.239	258	49.217	48	273





Blancpain GT Series Endurance Cup

Sector List Qualifying 3

Provisional



Autodromo Nazionale di Monza, Length: 5793m

Air temperature: 24.92°C

Track temperature: 28.38°C

Weather condition: Dry

Sunday, April 22, 2018 10:39:00

Lap	Time	SE1	SP1	SE2	SP2	SE3	SP3	TSP	Lap	Time	SE1	SP1	SE2	SP2	SE3	SP3	TSP
961 Demerdjian, LBN / Bontempelli, ITA / Fisichella, ITA									theoretical besttime: 1:47.975								
1	4:34.586	3:15.399	252	38.348	258	40.839	240	203	4	1:48.018	34.083	257	37.026	263	36.909	241	278
2	1:48.360	34.468	255	36.993	261	36.899	241	277	5	1:50.314	34.192	255	38.027	259	38.095	238	282
3	1:48.586	34.200	257	37.239	264	37.147	241	279	6	1:56.473	34.302	255	37.053	260	45.118	49	277
991 Häring, DEU / Brauner, DEU / Triller, DEU									theoretical besttime: 1:49.550								
1	4:19.520	2:57.799	246	39.900	255	41.821	237	207	5	1:52.000	35.139	252	37.558	257	39.303	238	273
2	1:50.763	35.214	254	37.914	257	37.635	238	273	6	1:55.636	35.032	254	39.487	243	41.117	236	274
3	1:51.590	34.968	252	38.651	258	37.971	237	274	7	2:03.505	34.927	252	37.589	258	50.989	38	273
4	1:49.818	35.195	252	37.194	259	37.429	238	271									