

Blancpain GT Series Endurance Cup

Sector List Qualifying 2

Provisional



Autodromo Nazionale di Monza, Length: 5793m

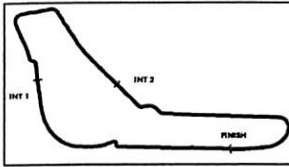
Air temperature: 24.58°C

Track temperature: 28.1°C

Weather condition: Dry

Sunday, April 22, 2018 10:07:00

Lap	Time	SE1	SP1	SE2	SP2	SE3	SP3	TSP	Lap	Time	SE1	SP1	SE2	SP2	SE3	SP3	TSP
1 Vanthoor, BEL / Mies, DEU / Riberas, ESP									theoretical besttime: 1:48.466								
1	6:31.730	5:10.655	253	40.201	260	40.874	238	208	4	10:36.471	9:15.814	250	38.169	260	42.488	237	204
2	1:48.750	34.556	253	37.080	261	37.114	238	277	5	1:48.550	34.328	254	37.110	262	37.112	239	278
3	2:09.647	34.406	255	37.331	263	57.910	49	279	6	1:58.774	34.274	255	37.096	264	47.404	50	281
4 Stolz, DEU / Buurman, NLD / Engel, DEU									theoretical besttime: 1:48.317								
1	6:46.448	5:22.024	172	41.632	221	42.792	236	164	4	10:31.033	8:58.756	221	44.934	232	47.343	236	209
2	1:48.636	34.439	252	37.259	257	36.938	237	272	5	1:48.939	34.603	251	37.136	257	37.200	238	271
3	2:24.776	35.037	251	38.109	257	1:11.630	49	273	6	1:48.377	34.499	251	37.058	257	36.820	236	272
5 Lendoudis, GRC / Al Faisal, UAE / Aguas, PRT									theoretical besttime: 1:50.866								
1	2:30.017	1:10.907	234	40.000	254	39.110	234	191	6	4:04.346	1:04.309	80	1:22.168	80	1:37.869	41	146
2	1:51.876	35.186	252	38.487	257	38.203	235	270	7	7:01.012	5:35.516	237	39.756	236	45.740	233	206
3	1:54.308	35.295	251	40.314	258	38.699	235	272	8	1:51.501	35.170	251	37.962	257	38.369	236	270
4	1:51.774	35.195	251	37.984	257	38.595	235	270	9	1:50.866	34.888	251	37.919	257	38.059	236	275
5	1:51.015	34.944	251	38.007	258	38.064	235	272									
6 Al Faisal, UAE / Haupt, DEU / Piana, ITA									theoretical besttime: 1:49.035								
1	5:28.742	4:06.825	225	42.432	251	39.485	236	209	5	8:58.451	7:31.988	178	39.701	252	46.762	235	193
2	1:51.826	36.361	218	38.006	257	37.459	235	270	6	1:49.167	34.659	251	37.303	258	37.205	235	272
3	1:49.258	34.527	252	37.499	257	37.232	235	272	7	1:57.329	34.629	251	37.371	258	45.329	49	274
4	3:02.124	34.622	252	49.951	80	1:37.551	49	272									
7 Smith, GBR / Gounon, FRA / Kane, GBR									theoretical besttime: 1:48.567								
1	2:07.912	44.985	247	41.410	257	41.517	236	200	4	1:48.646	34.573	252	37.092	260	36.981	235	269
2	1:49.065	34.831	252	37.293	260	36.941	240	266	5	1:49.890	34.534	255	37.266	261	38.090	238	272
3	1:51.281	34.767	254	37.359	263	39.155	235	275	6	3:19.512	34.730	212	1:07.081	78	1:37.701	46	277
8 Abril, MCO / Soucek, ESP / Soulet, BEL									theoretical besttime: 1:48.320								
1	2:13.244	50.109	251	40.892	247	42.243	236	208	4	1:48.656	34.451	255	37.336	262	36.869	238	272
2	1:52.449	34.773	254	37.951	258	39.725	238	270	5	1:48.653	34.298	256	37.153	260	37.202	238	274
3	1:51.242	34.632	254	37.244	261	39.366	238	271	6	3:34.106	34.638	197	1:19.039	79	1:40.429	46	273
11 Broniszewski, CHE / Pier Guidi, ITA									theoretical besttime: 1:49.401								
1	5:06.940	3:41.808	251	41.531	230	43.601	237	208	4	2:43.220	34.449	255	37.452	257	1:31.319	49	276
2	1:50.094	34.891	254	37.417	260	37.786	238	272	5	9:50.741	8:21.014	252	39.463	259	50.264	49	197
3	1:49.401	34.439	254	37.301	261	37.661	240	279									
12 Frassinetti, ITA / Monti, FRA / Rizzoli, ITA									theoretical besttime: 1:49.082								
1	3:50.611	2:28.142	253	38.960	260	43.509	238	206	4	1:49.223	34.324	256	37.540	263	37.359	240	281
2	1:49.942	34.603	256	37.677	263	37.662	240	276	5	3:22.034	34.365	255	1:11.955	80	1:35.714	49	281
3	1:49.174	34.410	257	37.399	264	37.365	240	282									
14 Klien, AUT / Seefried, DEU / Costa, ESP									theoretical besttime: 1:49.235								
1	5:10.034	3:48.603	217	41.130	217	40.301	240	150	4	2:42.646	35.266	246	38.648	241	1:28.732	48	278
2	1:49.889	34.974	254	37.653	260	37.262	240	274	5	9:40.214	8:21.676	250	38.858	248	39.680	240	210
3	1:49.257	34.695	254	37.587	261	36.975	240	276	6	1:58.684	34.872	255	37.565	261	46.247	48	273
17 Leonard, GBR / van der Linde, ZAF / Frijns, NLD									theoretical besttime: 1:48.748								
1	6:08.111	4:50.575	249	38.692	217	38.844	237	177	3	1:48.748	34.405	254	37.077	260	37.266	239	279
2	1:49.224	34.793	252	37.114	260	37.317	240	275	4	3:41.021	39.295	162	1:20.313	78	1:41.413	49	277



Blancpain GT Series Endurance Cup

Sector List Qualifying 2

Provisional



Autodromo Nazionale di Monza, Length: 5793m

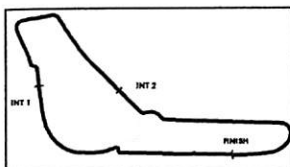
Air temperature: 24.58°C

Track temperature: 28.1°C

Weather condition: Dry

Sunday, April 22, 2018 10:07:00

Lap	Time	SE1	SP1	SE2	SP2	SE3	SP3	TSP	Lap	Time	SE1	SP1	SE2	SP2	SE3	SP3	TSP
19 Perez Companc, ARG / Gianmaria, ITA / Mapelli, ITA									theoretical besttime: 1:49.657								
1	6:26.741	5:09.287	248	39.404	258	38.050	236	199	4	10:36.996	9:12.967	248	39.341	256	44.688	235	206
2	1:52.351	34.557	252	37.999	258	39.795	237	276	5	1:49.824	34.724	254	37.508	259	37.592	237	275
3	2:05.095	34.749	252	37.628	258	52.718	41	278	6	1:49.883	34.662	251	37.618	258	37.603	237	275
22 Witt, GBR / Sanchez, MEX / Moore, GBR									theoretical besttime: 1:48.908								
1	2:09.981	49.019	246	39.303	257	41.659	240	206	4	1:52.698	34.216	258	37.932	265	40.550	241	283
2	1:49.391	34.519	256	37.523	264	37.349	241	278	5	1:49.026	34.334	257	37.424	264	37.268	242	280
3	1:49.369	34.468	258	37.610	264	37.291	243	278	6	3:22.157	34.687	189	1:07.197	79	1:40.273	49	279
23 Parry, GBR / Ordonez, ESP / Buncombe, GBR									theoretical besttime: 1:48.034								
1	2:05.479	45.269	243	40.910	243	39.300	239	195	4	1:52.066	34.379	257	38.670	263	39.017	241	279
2	1:49.609	34.624	254	37.252	261	37.733	240	272	5	1:48.339	34.231	257	37.025	264	37.083	242	276
3	1:48.115	34.263	257	37.074	263	36.778	243	276	6	3:25.006	38.307	201	1:07.935	79	1:38.764	43	213
24 Marionek, DEU / Siljehaug, NOR / Niederhauser, CHE									theoretical besttime: 1:48.019								
1	2:25.712	1:06.301	228	39.048	265	40.363	241	201	4	1:53.825	34.131	260	41.612	234	38.082	244	283
2	1:48.573	34.343	258	37.050	267	37.180	245	281	5	2:04.907	36.265	201	40.295	266	48.347	48	284
3	1:48.607	33.789	260	37.509	267	37.309	245	284									
25 Jung, FRA / Gachet, FRA / Haase, DEU									theoretical besttime: 1:48.965								
1	4:20.933	3:01.065	189	39.758	256	40.110	235	166	5	3:43.763	39.110	89	1:21.235	79	1:43.418	35	252
2	1:49.590	34.736	252	37.549	260	37.305	237	276	6	7:10.962	5:51.748	218	39.718	224	39.496	236	207
3	1:49.344	34.536	254	37.501	258	37.307	237	276	7	1:50.832	34.776	251	38.628	258	37.428	237	273
4	1:50.526	34.474	253	37.933	252	38.119	237	276	8	1:49.122	34.631	252	37.265	258	37.226	236	275
26 Rostan, FRA / Stievenart, FRA / Winkelhock, DEU									theoretical besttime: 1:49.651								
1	3:05.043	1:44.825	246	40.762	255	39.456	235	206	4	1:49.853	34.635	254	37.737	261	37.481	238	279
2	1:51.628	35.366	254	38.132	258	38.130	236	256	5	2:24.866	34.826	254	37.535	261	1:12.505	46	272
3	1:50.973	34.830	254	38.182	260	37.961	238	276									
27 Cipriani, ITA / Ramos, PRT / Crestani, ITA									theoretical besttime: 1:50.204								
1	2:14.935	48.875	238	42.834	240	43.226	232	200	4	1:50.779	34.919	250	38.216	257	37.644	231	273
2	1:55.089	35.551	250	38.425	249	41.113	233	264	5	1:50.489	34.852	249	37.981	258	37.656	233	272
3	1:50.593	35.082	247	37.708	257	37.803	233	272	6	3:41.207	37.614	176	1:15.304	75	1:48.289	40	273
28 Santamato, FRA / Leo, ITA / Gattuso, ITA									theoretical besttime: 1:50.054								
1	3:55.846	2:35.164	247	39.514	249	41.168	236	184	4	1:50.491	34.758	252	37.544	258	38.189	236	274
2	1:58.613	37.137	245	40.017	257	41.459	236	243	5	3:38.595	36.888	177	1:20.022	76	1:41.685	48	274
3	1:50.194	34.898	251	37.495	258	37.801	235	274									
31 Pierce, GBR / Smith, GBR / Morris, GBR									theoretical besttime: 1:49.629								
1	3:55.939	2:33.092	236	40.025	223	42.822	240	158	4	1:51.556	34.700	257	37.834	263	39.022	239	279
2	1:50.299	34.843	255	37.902	261	37.554	238	263	5	3:23.110	34.903	202	1:08.741	80	1:39.466	43	277
3	1:49.629	34.558	256	37.794	261	37.277	240	277									
33 Konopka, SVK / Lewandowski, POL / Ling, CHN									theoretical besttime: 1:50.330								
1	2:30.698	1:11.743	228	39.988	256	38.967	234	176	6	3:57.013	57.007	78	1:22.216	83	1:37.790	49	223
2	1:51.809	35.172	252	38.567	258	38.070	236	272	7	7:18.900	5:57.424	247	38.985	257	42.491	236	200
3	1:51.085	34.815	254	38.201	258	38.069	235	273	8	1:51.501	34.897	252	38.075	258	38.529	237	272
4	1:50.748	34.688	253	38.035	258	38.025	235	273	9	1:50.487	34.845	251	37.865	258	37.777	237	274
5	1:52.970	35.252	250	39.012	260	38.706	236	274									



Blancpain GT Series Endurance Cup

Sector List Qualifying 2

Provisional



Autodromo Nazionale di Monza, Length: 5793m

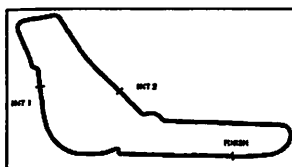
Air temperature: 24.58°C

Track temperature: 28.1°C

Weather condition: Dry

Sunday, April 22, 2018 10:07:00

Lap	Time	SE1	SP1	SE2	SP2	SE3	SP3	TSP	Lap	Time	SE1	SP1	SE2	SP2	SE3	SP3	TSP
35 Petrov, RUS / Bulatov, RUS / Meadows, GBR									theoretical besttime: 1:48.373								
1	5:39.733	4:19.210	237	41.386	190	39.137	236	206	3	1:48.421	34.322	252	37.005	258	37.094	237	274
2	1:49.000	34.597	252	37.222	259	37.181	237	273	4	3:21.648	34.274	252	1:12.359	81	1:35.015	49	274
36 Buchardt, NOR / Vinke, DEU / Walkenhorst, DEU									theoretical besttime: 1:50.274								
1	4:11.511	2:47.047	250	40.336	135	44.128	236	208	3	2:06.800	34.988	253	39.996	175	51.816	50	274
2	1:50.274	34.805	253	37.703	260	37.766	237	272									
42 Buncombe, GBR / Leventis, GBR / Williamson, GBR									theoretical besttime: 1:50.797								
1	6:25.829	5:08.286	247	39.095	255	38.448	234	199	4	10:37.608	9:18.266	247	38.998	255	40.344	234	208
2	1:51.035	35.083	250	38.014	257	37.938	235	272	5	1:51.360	34.958	252	38.147	258	38.255	237	273
3	2:19.854	36.023	251	41.784	257	1:02.047	40	272	6	1:50.985	35.140	251	38.020	258	37.825	236	275
43 Buhk, DEU / Parente, PRT / Götz, DEU									theoretical besttime: 1:48.224								
1	7:04.279	5:47.491	250	39.266	257	37.522	238	158	4	11:02.450	9:43.980	220	39.944	255	38.526	236	208
2	1:48.487	34.482	252	36.916	259	37.089	236	274	5	1:48.459	34.591	252	37.042	258	36.826	236	273
3	2:44.430	34.922	251	39.533	169	1:29.975	32	272									
44 Tambay, FRA / Auer, AUT / Fumanelli, ITA									theoretical besttime: 1:48.951								
1	6:40.093	5:20.211	235	38.782	256	41.100	237	206	4	11:03.244	9:41.311	249	39.293	248	42.640	235	209
2	1:50.603	34.619	252	37.164	258	38.820	237	273	5	1:48.974	34.610	251	37.151	257	37.213	236	271
3	2:24.814	34.587	252	37.527	259	1:12.700	49	274	6	1:59.659	35.364	250	37.501	255	46.794	49	253
49 Yoluc, TUR / Hankey, GBR									theoretical besttime: 1:50.073								
1	2:18.725	54.212	248	42.111	180	42.402	233	203	4	1:50.219	34.922	250	37.746	255	37.551	236	272
2	2:10.877	38.172	220	51.377	220	41.328	233	269	5		34.919	251	37.603	257			273
3	1:50.745	34.991	250	37.915	256	37.839	235	269									
51 Cameron, GBR / Griffin, IRL									theoretical besttime: 1:50.246								
1	4:46.615	3:19.907	243	42.197	166	44.511	236	196	5	11:06.478	9:46.244	246	39.046	252	41.188	236	190
2	1:51.817	35.303	253	38.292	259	38.222	237	272	6	1:50.555	34.797	251	37.748	257	38.010	236	273
3	1:50.322	34.871	251	37.750	258	37.701	237	274	7	2:23.189	41.351	197	44.092	159	57.746	49	205
4	2:19.691	34.995	251	37.863	258	1:06.833	45	275									
53 Hommerson, NLD / Machiels, BEL / Bertolini, ITA									theoretical besttime: 1:49.726								
1	2:23.281	1:02.081	246	39.327	230	41.873	237	188	6	3:45.316	41.487	99	1:21.071	80	1:42.758	37	278
2	1:50.710	34.891	254	38.027	260	37.792	237	272	7	7:22.918	6:01.445	209	40.073	252	41.400	236	174
3	1:50.358	34.866	255	37.594	261	37.898	237	264	8	1:49.985	34.781	255	37.656	261	37.548	238	276
4	1:49.960	34.584	254	37.633	260	37.743	236	276	9	1:58.427	34.786	255	37.878	260	45.763	48	278
5	1:52.372	34.673	255	37.762	261	39.937	236	276									
54 Fontana, CHE / Zaugg, ZAF / Grenier, CDN									theoretical besttime: 1:48.594								
1	3:53.796	2:32.239	251	40.365	243	41.192	241	167	5	3:33.106	35.212	144	1:19.543	78	1:38.351	45	281
2	1:48.678	34.581	254	37.098	263	36.999	243	278	6	8:04.652	6:46.007	250	38.809	260	39.836	239	200
3	1:59.621	35.542	192	42.346	201	41.733	237	281	7	1:49.095	34.638	255	37.257	265	37.200	241	280
4	1:48.886	34.523	257	37.210	265	37.153	240	279	8	1:49.117	34.497	258	37.367	265	37.253	242	283
55 Pohler, DEU / Kaffer, DEU / Schmidt, DEU									theoretical besttime: 1:49.069								
1	3:48.484	2:27.147	248	39.517	255	41.820	236	204	5	3:19.530	34.466	251	1:08.660	80	1:36.404	48	276
2	1:49.694	34.854	251	37.375	258	37.465	236	273	6	8:23.328	7:02.826	249	38.513	258	41.989	236	203
3	1:49.410	34.743	251	37.393	258	37.274	236	274	7	1:49.462	34.779	252	37.329	260	37.354	237	277
4	1:56.812	37.200	218	41.021	258	38.591	237	274	8	1:49.731	34.567	254	37.548	261	37.616	235	278



Blancpain GT Series Endurance Cup

Sector List Qualifying 2

Provisional



Autodromo Nazionale di Monza, Length: 5793m

Air temperature: 24.58°C

Track temperature: 28.1°C

Weather condition: Dry

Sunday, April 22, 2018 10:07:00

Lap	Time	SE1	SP1	SE2	SP2	SE3	SP3	TSP	Lap	Time	SE1	SP1	SE2	SP2	SE3	SP3	TSP
58 Barnicoat, GBR / Ledogar, FRA / Watson, GBR																	
theoretical besttime: 1:49.096																	
1	5:52.903	4:35.912	250	37.986	255	39.005	235	209	5	7:52.196	6:29.787	250	37.822	257	44.587	236	202
2	1:49.438	34.445	250	37.173	257	37.820	237	271	6	1:49.503	34.631	251	37.220	257	37.652	235	272
3	1:49.992	34.557	253	37.666	257	37.769	235	274	7	1:49.465	34.364	251	37.542	258	37.559	235	274
4	3:34.415	34.832	170	1:19.885	77	1:39.698	47	274									

62 Brundle, GBR / Kirchner, DEU / Martin, BEL																	
theoretical besttime: 1:48.170																	
1	4:55.254	3:28.334	183	42.751	221	44.169	239	161	3	2:00.872	34.488	255	44.984	102	41.400	241	279
2	1:48.279	34.379	254	37.034	262	36.866	241	276	4	2:41.631	34.270	254	37.079	262	1:30.282	49	278

63 Caldarelli, ITA / Engelhart, DEU / Bortolotti, ITA																	
theoretical besttime: 1:48.864																	
1	4:37.071	3:14.010	248	39.023	189	44.038	238	208	5	10:58.134	9:37.528	228	39.081	260	41.525	237	210
2	1:51.365	34.468	254	38.050	261	38.847	238	275	6	1:49.067	34.506	253	37.140	261	37.421	239	277
3	1:49.021	34.306	254	37.167	264	37.548	237	278	7	1:49.166	34.468	254	37.280	263	37.418	238	279
4	2:04.156	34.761	255	37.526	262	51.869	46	280									

66 Schothorst, NLD / Schothorst, NLD / van der Linde, ZAF																	
theoretical besttime: 1:48.542																	
1	3:28.812	2:08.947	247	41.320	199	40.545	235	205	4	1:50.191	34.612	254	37.225	260	38.354	237	279
2	1:49.163	34.824	251	37.421	257	36.918	238	272	5	2:54.219	38.122	194	41.206	164	1:34.891	49	253
3	1:48.561	34.515	253	37.244	260	36.802	237	275									

72 Aleshin, RUS / Molina, ESP / Rigon, ITA																	
theoretical besttime: 1:48.189																	
1	3:32.287	2:11.509	238	41.155	193	39.623	239	180	5	2:48.090	34.145	255	38.274	130	1:35.671	49	278
2	1:51.225	34.681	255	38.894	260	37.650	240	275	6	9:56.416	8:34.596	250	38.006	257	43.814	238	208
3	1:48.380	34.264	255	37.061	261	37.055	240	277	7	1:57.521	34.454	254	37.219	259	45.848	48	274
4	1:48.763	34.168	255	37.612	261	36.983	240	277									

76 Vaxiviere, FRA / Dennis, GBR / Thiim, DNK																	
theoretical besttime: 1:48.117																	
1	6:32.726	5:08.968	251	42.756	199	41.002	239	184	4	10:09.909	8:51.253	248	39.566	255	39.090	237	189
2	1:48.690	34.598	254	37.118	261	36.974	239	277	5	1:48.533	34.445	252	37.059	258	37.029	239	273
3	2:12.450	34.151	255	37.258	261	1:01.041	44	278	6	1:48.218	34.212	252	37.099	258	36.907	240	275

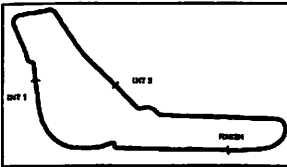
77 Amstutz, GBR / Matchiski, RUS / Guedes, PRT																	
theoretical besttime: 1:50.343																	
1	2:14.309	51.871	250	40.029	242	42.409	235	205	4	1:50.624	34.925	254	37.843	260	37.866	236	275
2	1:52.061	35.343	252	38.158	258	38.560	238	274	5	1:50.416	34.895	253	37.592	260	37.929	236	276
3	1:50.908	35.116	252	37.823	260	37.969	237	276	6	3:39.185	35.668	180	1:19.592	73	1:43.925	49	275

78 Beretta, ITA / Mitchell, GBR / Kodric, CRO																	
theoretical besttime: 1:48.668																	
1	3:35.313	2:14.890	240	40.389	199	40.034	235	206	5	3:03.245	34.363	253	52.153	77	1:36.729	49	277
2	1:48.807	34.502	253	37.207	261	37.098	237	276	6	8:40.551	7:19.728	216	41.482	213	39.341	237	179
3	1:53.379	35.378	224	40.041	258	37.960	238	280	7	1:50.289	34.571	254	37.656	260	38.062	236	276
4	1:49.074	34.681	253	37.216	261	37.177	237	277	8	1:58.522	34.459	254	37.651	261	46.412	48	280

82 Ineichen, CHE / Keen, GBR / Perera, FRA																	
theoretical besttime: 1:48.598																	
1	5:00.835	3:35.100	254	39.171	253	46.564	239	210	5	9:37.952	8:13.847	254	39.597	256	44.508	239	211
2	1:49.117	34.385	255	37.271	263	37.461	237	279	6	1:52.543	34.497	255	37.768	264	40.278	238	279
3	1:48.748	34.329	258	37.303	263	37.116	237	280	7	1:49.232	34.330	255	37.385	263	37.517	239	281
4	2:45.240	34.211	256	41.116	251	1:29.913	44	281									

87 Beaubelique, FRA / Ricci, BEL / Jamin, FRA																	
theoretical besttime: 1:50.733																	
1	3:18.712	1:57.866	246	40.413	254	40.433	231	166	4	1:51.112	34.900	252	37.909	257	38.303	236	273
2	1:52.459	35.391	251	38.508	256	38.560	236	260	5	3:14.850	44.383	237	54.621	78	1:35.846	48	274
3	1:51.074	35.241	252	37.792	258	38.041	236	272									





Blancpain GT Series Endurance Cup

Sector List Qualifying 2

Provisional



Autodromo Nazionale di Monza, Length: 5793m

Air temperature: 24.58°C

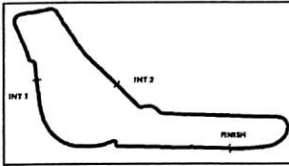
Track temperature: 28.1°C

Weather condition: Dry

Sunday, April 22, 2018 10:07:00

Lap	Time	SE1	SP1	SE2	SP2	SE3	SP3	TSP	Lap	Time	SE1	SP1	SE2	SP2	SE3	SP3	TSP
88 Vautier, FRA / Juncadella, ESP / Marciello, ITA									theoretical besttime: 1:48.473								
1	5:21.207	4:05.348	247	38.177	254	37.682	235	202	3	1:48.508	34.480	252	36.965	258	37.063	236	272
2	1:49.015	34.754	251	37.233	258	37.028	236	270	4	2:48.127	34.692	251	38.357	172	1:35.078	49	273
89 Giauque, CHE / Debard, FRA / Barthez, FRA									theoretical besttime: 1:49.853								
1	4:49.422	3:26.215	247	39.595	255	43.612	236	171	3	1:50.273	35.046	252	37.671	259	37.566	239	275
2	1:51.718	35.018	252	38.426	257	38.274	237	272	4	2:26.259	34.665	253	37.632	259	1:13.962	46	278
90 Szymkowiak, NLD / Manchester, GBR / Bastian, DEU									theoretical besttime: 1:49.626								
1	4:42.126	3:15.167	234	41.861	191	45.098	234	181	5	10:45.862	9:18.237	213	43.252	193	44.373	233	196
2	1:50.975	35.028	251	38.057	258	37.890	239	271	6	1:50.200	35.019	251	37.653	257	37.528	234	271
3	1:49.893	34.588	254	37.796	258	37.509	235	276	7	1:49.756	34.718	251	37.539	257	37.499	232	272
4	2:15.700	34.950	252	37.544	259	1:03.206	46	274									
97 Al Harthy, OMA / Mckay, GBR / Eastwood, IRL									theoretical besttime: 1:49.375								
1	4:57.684	3:31.038	250	40.947	226	45.699	239	209	5	9:38.070	8:14.706	234	39.731	242	43.633	239	203
2	1:53.803	34.522	254	37.700	263	41.581	240	278	6	1:49.747	34.601	254	37.566	262	37.580	238	276
3	1:49.494	34.360	255	37.685	261	37.449	239	279	7	2:02.212	34.367	255	37.763	263	50.082	49	279
4	2:38.440	34.460	254	37.650	261	1:26.330	49	279									
98 Klingmann, DEU / Collard, GBR / Krohn, FIN									theoretical besttime: 1:49.172								
1	2:28.800	1:08.097	248	38.900	237	41.803	237	203	5	2:01.945	34.677	255	37.452	264	49.816	51	278
2	1:50.572	34.854	254	37.499	261	38.219	238	272	6	10:34.999	9:15.876	251	38.985	215	40.138	238	208
3	1:49.294	34.519	256	37.574	260	37.201	240	275	7	1:51.332	34.613	254	38.242	260	38.477	238	274
4	2:00.408	34.809	255	44.959	203	40.640	238	276	8	1:49.569	34.625	254	37.602	259	37.342	237	275
99 Wittmann, DEU / Catsburg, NLD / Sims, GBR									theoretical besttime: 1:49.082								
1	4:45.117	3:18.927	209	42.174	169	44.016	237	191	5	10:09.549	8:48.538	217	39.834	254	41.177	235	163
2	1:49.240	34.711	252	37.465	260	37.064	237	273	6	1:50.156	34.902	252	37.792	257	37.462	236	272
3	1:49.155	34.581	254	37.538	260	37.036	237	276	7	2:01.823	35.184	248	38.912	252	47.727	51	271
4	2:20.772	35.877	243	38.530	255	1:06.365	50	225									
114 Ortelli, MCO / Palttala, FIN / Siedler, AUT									theoretical besttime: 1:48.847								
1	3:39.701	2:17.939	248	40.371	191	41.391	236	203	4	1:56.669	34.476	256	41.850	220	40.343	238	279
2	1:49.307	34.735	254	37.313	260	37.259	240	276	5	3:19.606	34.655	254	58.287	75	1:46.664	44	276
3	1:48.925	34.477	254	37.390	261	37.058	240	281									
188 Harris, GBR / West, GBR / Goodwin, GBR									theoretical besttime: 1:51.117								
1	6:12.209	4:53.275	248	40.575	248	38.359	234	205	4	11:25.919	9:51.987	249	45.534	207	48.398	234	208
2	1:51.328	34.861	250	38.186	257	38.281	235	270	5	1:51.176	34.920	250	38.014	256	38.242	235	270
3	2:06.334	37.819	231	40.890	242	47.625	49	270	6	2:03.776	34.905	251	38.254	256	50.617	49	271
333 Salikhov, RUS / Mattschull, DEU / Schwager, DEU									theoretical besttime: 1:48.914								
1	3:43.274	2:24.273	250	39.665	258	39.336	238	210	5	3:25.767	36.362	165	1:01.500	74	1:47.905	44	277
2	1:49.518	34.733	253	37.499	260	37.286	239	274	6	8:56.642	7:21.728	189	47.172	220	47.742	236	208
3	1:49.273	34.495	254	37.384	261	37.394	238	276	7	1:51.711	34.579	252	37.492	260	39.640	237	276
4	1:49.105	34.301	254	37.478	260	37.326	238	277	8	1:49.302	34.589	252	37.327	261	37.366	236	276
488 Yoon, KOR / Ehret, DEU / Penttinen, FIN									theoretical besttime: 1:50.324								
1	2:31.238	1:12.984	247	39.162	256	39.092	233	193	4	1:50.324	34.780	252	37.694	257	37.850	237	275
2	1:52.342	35.382	254	38.726	256	38.234	236	267	5	1:51.448	35.153	250	38.169	257	38.126	233	273
3	1:50.852	34.925	252	37.724	259	38.203	238	275	6	3:55.867	57.253	79	1:21.918	80	1:36.696	48	230





Blancpain GT Series Endurance Cup

Sector List Qualifying 2

Provisional



Autodromo Nazionale di Monza, Length: 5793m

Air temperature: 24.58°C

Track temperature: 28.1°C

Weather condition: Dry

Sunday, April 22, 2018 10:07:00

Lap	Time	SE1	SP1	SE2	SP2	SE3	SP3	TSP	Lap	Time	SE1	SP1	SE2	SP2	SE3	SP3	TSP
888 Parhofer, DEU / Antonio Fome, ESP / Stippler, DEU									theoretical besttime: 1:49.924								
1	5:41.685	4:18.185	166	43.648	252	39.852	236	193	5	8:19.636	6:56.625	250	39.023	255	43.988	235	210
2	1:50.332	34.768	252	37.929	259	37.635	236	274	6	1:50.521	34.860	253	37.830	259	37.831	236	275
3	1:50.211	34.825	252	37.576	258	37.810	234	274	7	1:50.043	34.798	252	37.665	258	37.580	236	275
4	3:20.556	34.893	251	1:09.175	77	1:36.488	49	272									
911 Makowiecki, FRA / Dumas, FRA / Werner, DEU									theoretical besttime: 1:48.797								
1	4:39.836	3:10.513	250	41.275	148	48.048	236	152	5	10:18.194	8:57.449	253	38.389	258	42.356	236	189
2	1:49.039	34.847	252	36.947	261	37.245	238	272	6	1:52.450	34.729	254	37.724	259	39.997	236	274
3	1:58.372	34.605	253	37.369	260	46.398	236	276	7	1:49.426	34.709	252	37.362	258	37.355	236	274
4	2:26.173	34.657	252	37.610	260	1:13.906	48	274									
961 Demerdjian, LBN / Bontempelli, ITA / Fisichella, ITA									theoretical besttime: 1:48.730								
1	3:20.104	1:54.867	240	41.355	252	43.882	238	183	4	1:48.752	34.221	256	37.066	261	37.465	241	278
2	1:55.673	34.881	255	37.892	258	42.900	240	274	5	2:51.627	34.579	255	41.341	96	1:35.707	48	257
3	1:49.375	34.589	254	37.343	262	37.443	240	273									
991 Häring, DEU / Brauner, DEU / Triller, DEU									theoretical besttime: 1:51.626								
1	5:58.800	4:35.859	192	41.006	255	41.935	237	158	4	3:41.191	40.019	161	1:20.272	78	1:40.900	49	272
2	1:54.202	35.366	252	40.168	258	38.668	235	269	5	8:37.873	7:15.547	241	39.839	255	42.487	234	196
3	1:51.679	35.249	252	38.213	258	38.217	237	266	6	1:51.807	35.196	252	38.303	257	38.308	236	267