



TEAM MANAGERS' BRIEFING

JB
1735

BLANCPAIN

GT SERIES





S E A N E D W A R D S T E S T

SAFETY EDUCATION TRAINING

*Mandatory for all driver before taking
part in the 1st event*

VIRTUAL NOTICE BOARD



1. <https://www.blancpain-gt-series.com/event/97/blancpain-gt-series-endurance-cup-monza>
2. Calendar ...MONZA



17:20 15:20 GMT
Saturday, 21 April
Free practice 11:35 09:35 GMT
Pre Qualifying 17:00 15:00 GMT
Sunday, 22 April
Qualifying 09:45 07:45 GMT
Main Race 15:00 13:00 GMT
Event Timetable >
Entry List >
Race Tickets >
VIP Packages >
Race Results >
Noticeboard >

VIRTUAL NOTICE BOARD



[Press Members](#) | [Teams](#)

[HOME](#)

[NEWS](#)

[ABOUT](#)

[COMPETITORS](#)

[CALENDAR](#)

[RESULTS](#)

[TICKETS](#)

[GALLERY](#)

[GT TV](#)

[LIVE](#)

[ALL](#)

NOTICEBOARD



Monza / Italy

20 - 22 April 2018

Round 2 / Blancpain GT Series Endurance Cup

You can download the following official documents for this event:

Appendix 01
Download



Bulletin 01
Download



Bulletin 02 Extraction
Exercice
Download



COMPETITORS



Aston Martin



Audi



BENTLEY

Bentley



BMW



CHEVROLET

Chevrolet



Ferrari



JAGUAR

Jaguar



Lamborghini



McLaren



AMG

Mercedes-Benz



Nissan



PORSCHE

Porsche

MAILING LIST FOR DOCUMENT DISTRIBUTION



Change of address or new addresses
please contact Murielle, the secretary in
charge of communications, at

sporting@sro-motorsports.com

TEAM MESSAGING App

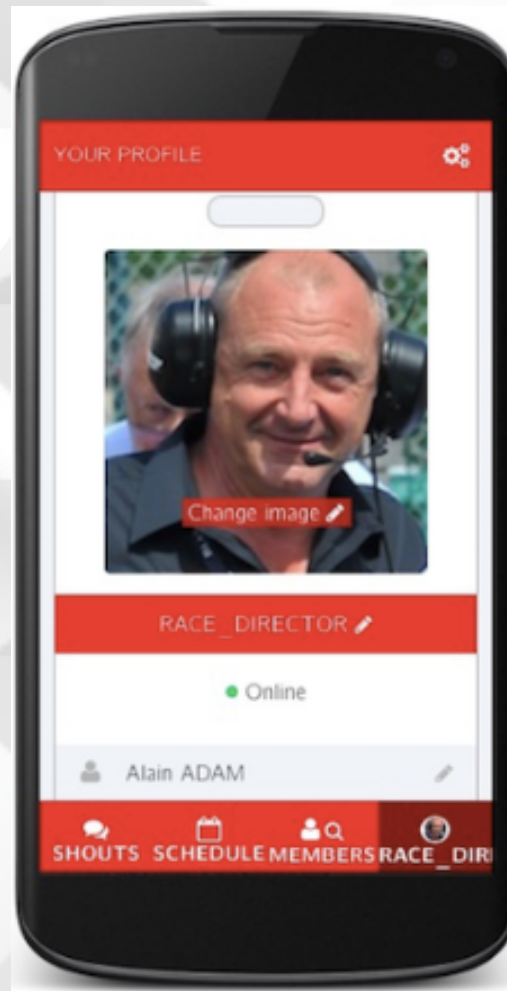
<http://blancpain-gt-series.minsh.com/launch.html>

Summons

Requests

Incident
reports

Decisions...



Only “everybody”
messages during
the sessions.

Do not forget to
record your car
number

RACE DIRECTOR RADIO



Race Control 7 : 468.1875 / 458.1875

TEST 10 minutes before
each session

Answer "ok" on the team messaging

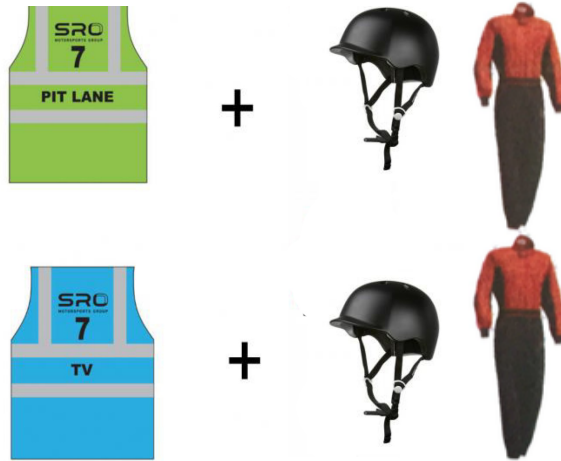
In case of issue contact the Pit Lane
manager – Ghislain VERRIEST



TABARDS – MEDIA ACCESSES



PIT LANE ACCESS – BLANCPAIN GT ENDURANCE SERIES

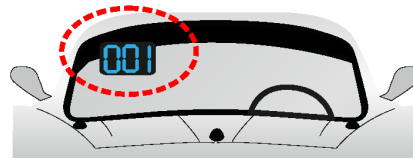


PIT LANE ACCESS – SUPPORT RACES



TRACK ACCESS – ALL SESSIONS





... for a exact identification of **POSITION & RANKING** on Race Car's

Different classes - different colours



Display shows Position „over all“ during practice & qualifying



Display shows Driver ID „ between Position



Display shows Position / Driver ID „in class **PRO**“ during **Race**



Display shows Position / Driver ID „in class **PRO-AM**“ during **Race**



Display shows Position / Driver ID „in class **AM**“ during **Race**



Display shows Position Driver ID „in class **NATIONAL**“ during **Race**



Display shows „CAR Start Number“ by fading in PIT/OUT Lap



Display shows „all class Leader“ by flashing during **Race**



Alcohol and doping

1. Alcohol tolerance is 0
2. Possible Checks 3 hours < session < 30' after
3. Be aware of the Anti-doping regulations
Check the FIA web site

GENERAL INFORMATION

- Sporting Notes 1, 2 in preparation about the air lance
- No cars in the pit lane during Q & R of other Series
- Incidents involving different categories, the more PRO Cat will be deemed to be at fault unless evidence clearly shows the contrary.
- Wheels (warm tyres) to the grid - before pit lane closes
- Pit gantry cameras mandatory recording during pit stops
- Nobody in front of the car or standing behind the panels - use lollipops
- Flashing head lights Max 3 times between two corners
- Speed in the pit lane!
- Gravel on track

Qualifying: 60'

	Q1 15'	Q2 15'	Q3 15'
Start	0.00 to 0.15	0.22 to 0.37	0.45 to 1.00
Driver	D1	D2	D3
Tyres	S1	S2	S3
Times	T1	T2	T3

- Best T must be within 120% of the best T of the session
- 2 drivers Art 42 PRO-Am: Bronze D = D1 & D2
 Silver cup: Define D1, D2 & D3
- If 3 sessions - Av T1, T2 & T3 - Q ranking = 1
- If 2 sessions - Av TWO Times - Q ranking = 2
- If 1 session - Remaining time - Q ranking = 3
- If No time - Q ranking = 4

QR - Av time - Fastest individual time

FAST LANE OPEN

- Max 5' before session.
- FAST LANE OPEN
- On the timing monitors and RD radio
- Cars allowed to Pit Exit
- Not for the race
- In case of Red flag Stop in front of your Pit – Nobody in fast lane

MANDATORY PIT STOP MIN TIME



Art 153-158 tyre & driver change may happen during refuelling

Minimum time = 70 seconds

Pit lane: 418 m = 30" Min refuelling: 37" Stop&Go: 3"

+/-1 sec - ONCE Penalty: drive through


Art 67 - Bulletin from the stewards

Min speed in the pit lane

Cars are to leave when ready to race.

Respect the pit lane speed limit. NO slowing or stopping

PIT LANE



FAST LANE

**LIMIT WORKING
LANE**



WORKING LANE



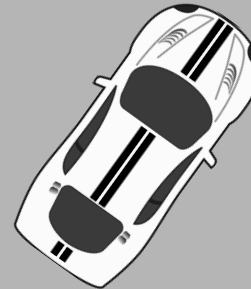
START OF ALL SESSIONS 45°



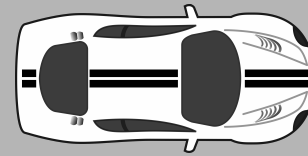

FAST LANE

WORKING LANE

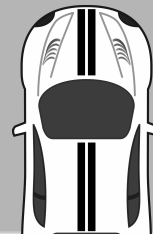
GARAGES



PIT STOP AND RACE



OTHER WORKS



REFUELLING

In pit lane - **only with fuel rig**. Engine OFF.
Car electrically earthed on the wheels.

Max 2 fuel attendants (red armband - helmets with a visor)

1 'fire' attendant - Min 5 kg extinguisher

1 mechanic wash/clean, assist driver during tyre change (windscreen, lights, radiator grille, water bottle)

"dead man" (fuel flow shut-off valve at the refuelling tower - fireproof overalls and with a helmet)

"vent man" refuelling valve on opposite side of the car.

'tyre' & 'brake' Tech (ext to the team) visual checks - t° probe or pressure gauge

SWISS TIMING DATA FEED

SWISS TIMING Network Drowning Blancpain GT Series Monza

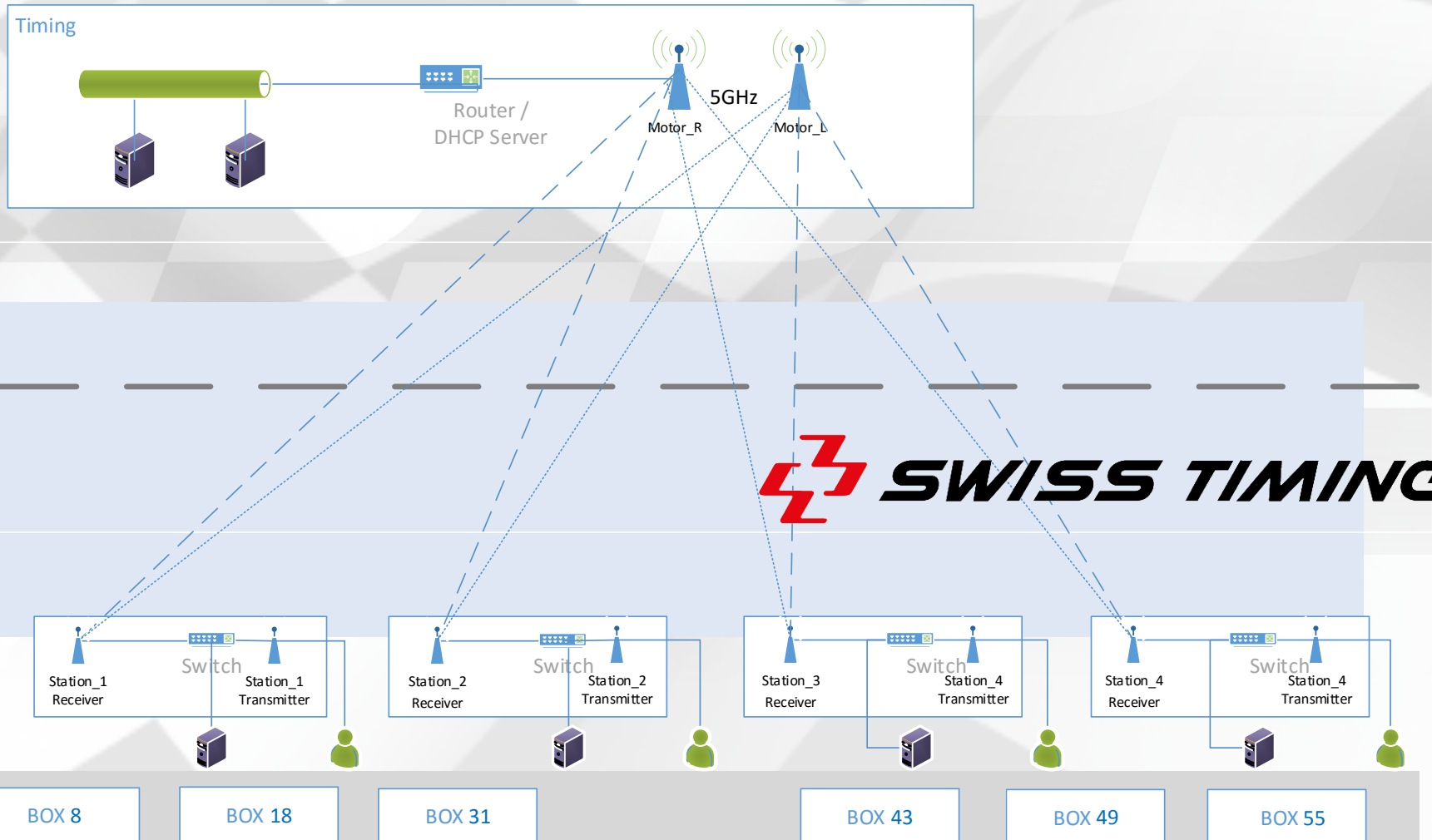




Figure 1b: GT3 position



Figure 2: Ring nut with control varnish



Figure 3: green marked groove



PARC - FERME



After Q3 and the Race

See bulletin from the stewards

INCIDENT REPORT RAPPORT D'INCIDENT



Event:

Team:

Car number:

Driver:

Car(s) involved:

Time of the incident:

Lap:

Turn:

Description of the incident:

Plan of the incident:

Time – Heure :

Signature :

Race director's comments:

Sent to the stewards at:

To be handed by the entrant to the race director and/or the sporting director at the latest 30 minutes after the chequered flag. This report is not an official protest but purely information for the race director. This report can only be used for requests involving your team cars

A soumettre par le concurrent au directeur de course et/ou au directeur sportif au plus tard 30 minutes

REQUEST FORM
FORMULAIRE DE DEMANDE



Date:

Event:

Team:

Numéro de voiture - Start number:

Nom – Name :

Concerne - concerns :

Briefing
Free practice / essais libres
Qualifying / essais qualificatifs
Race / Course

Demande – request :

Time – Heure :

Signature :

Race director's comments:

Sent to the stewards at:

OFFICES



Main building 1st Floor close to race control:

RHS - RD and sporting director office

LHS - end of the corridor Stewards office

TV AND TIMING SCREENS



Page1	Overall classification	1 – 20
Page2	Overall classification	21 – 40
Page3	Overall classification	41 – 60
Page4	Pro Am classification	
Page5	Am	
Page6	Pit stops	
Page7	Messages / Weather	
Page8	Track map	
Page9	Live TV	

Qualifying

Page1	Combined Qualifying Q1 – Q2 – Q3	1 - 20
Page2	Combined Qualifying Q1 – Q2 – Q3	21 – 40
Page3	Combined Qualifying Q1 – Q2 – Q3	41 – 60
Page4	Session details	1 – 20
Page5	Session details	21 – 40
Page6	Session details	41 – 60
Page7, 8 & 9	No change	

CAR PICTURE ON TRACK

At 18 Hr 20 - end of the Bronze test

Selected cars: 42

Selected Cars in the bronze test: 1
deceleration lap & stop before in front of
finish line (SC Car)

Selected Cars in pit: Ready at pit exit at
18.20 - 1 lap on track & stop before the
finish line

DRIVERS' BRIEFING



JB
1735

BLANCPAIN

GT SERIES

12

The image features a stylized speedometer on the right side, with a red needle and a red segment on the dial. A bright blue lightning bolt strikes across the scene from the top right to the bottom left, passing behind the text.

Monza ITALY

Circuit length: 5793 m

Intermediate 1 at: 2055 m

SC position 1st lap: RHS After T10

Pole Position: Right

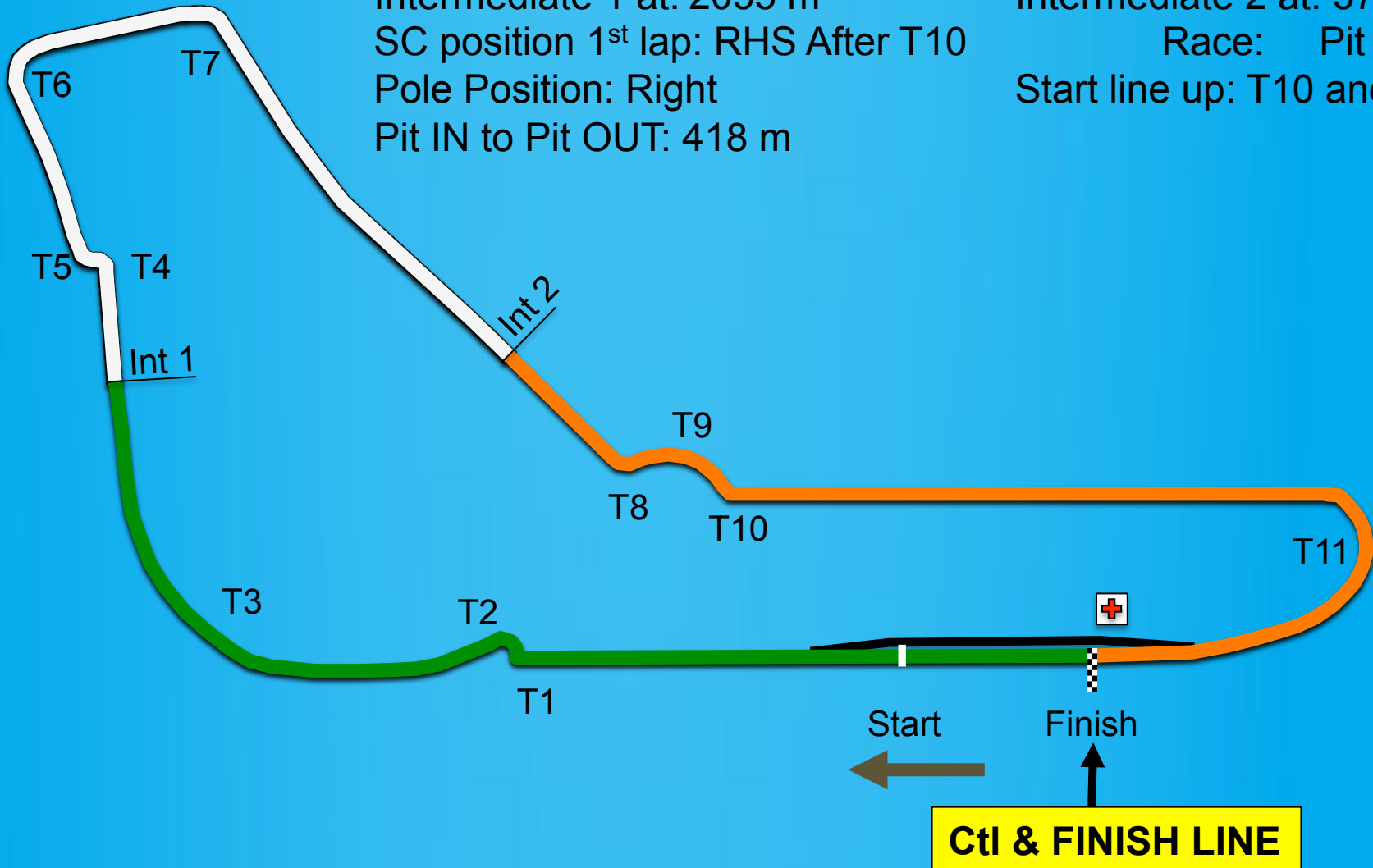
Pit IN to Pit OUT: 418 m

Start line offset: 309 m


Intermediate 2 at: 3727 m

Race: Pit EXIT

Start line up: T10 and T11




CONTROL & FINISH LINE



SIGNALING AREA



**DRIVE
THROUGH**



Monza ITALY

Circuit length: 5793 m

Intermediate 1 at: 2055 m

SC position 1st lap: RHS After T10

Pole Position: Right

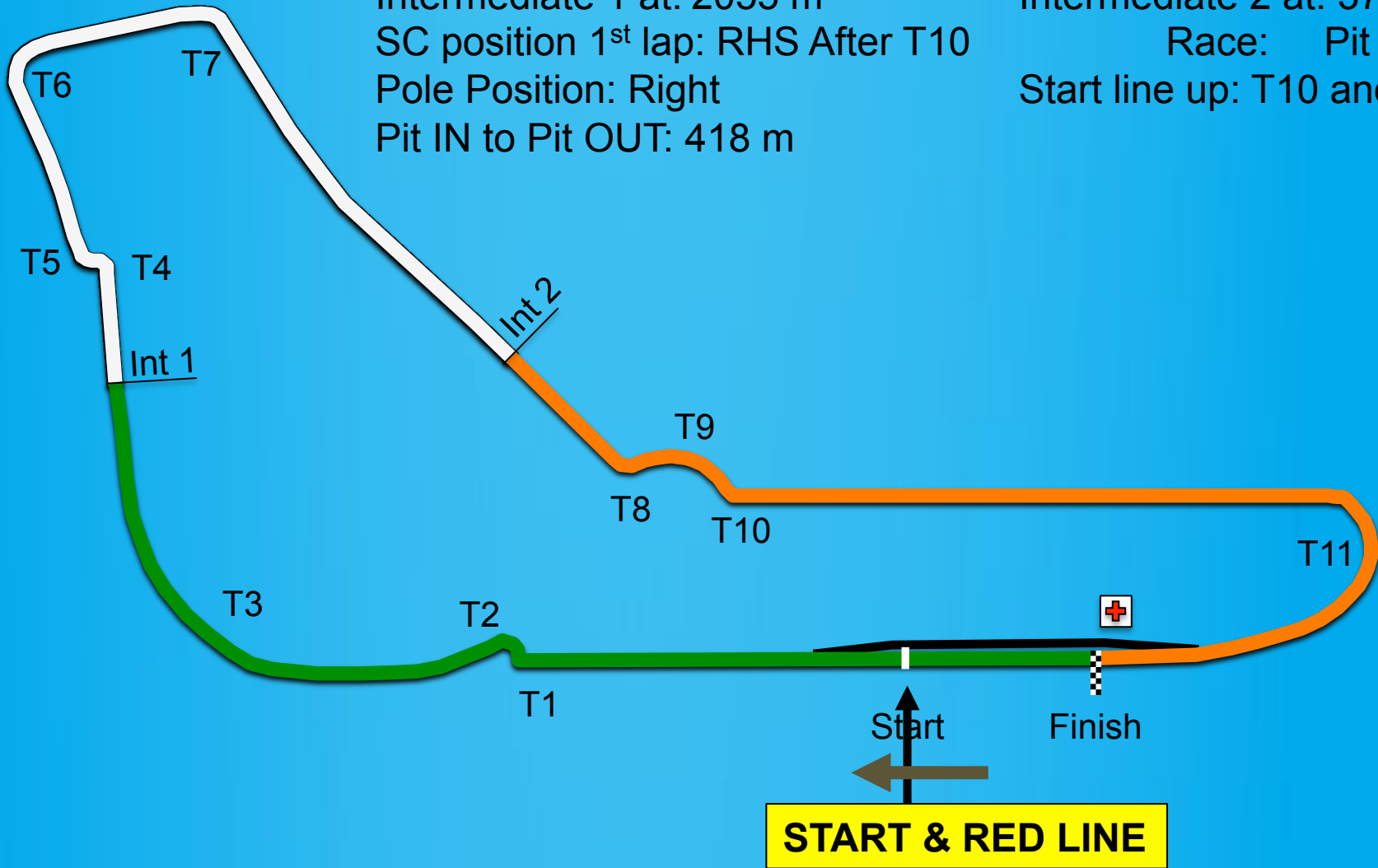
Pit IN to Pit OUT: 418 m

Start line offset: 309 m

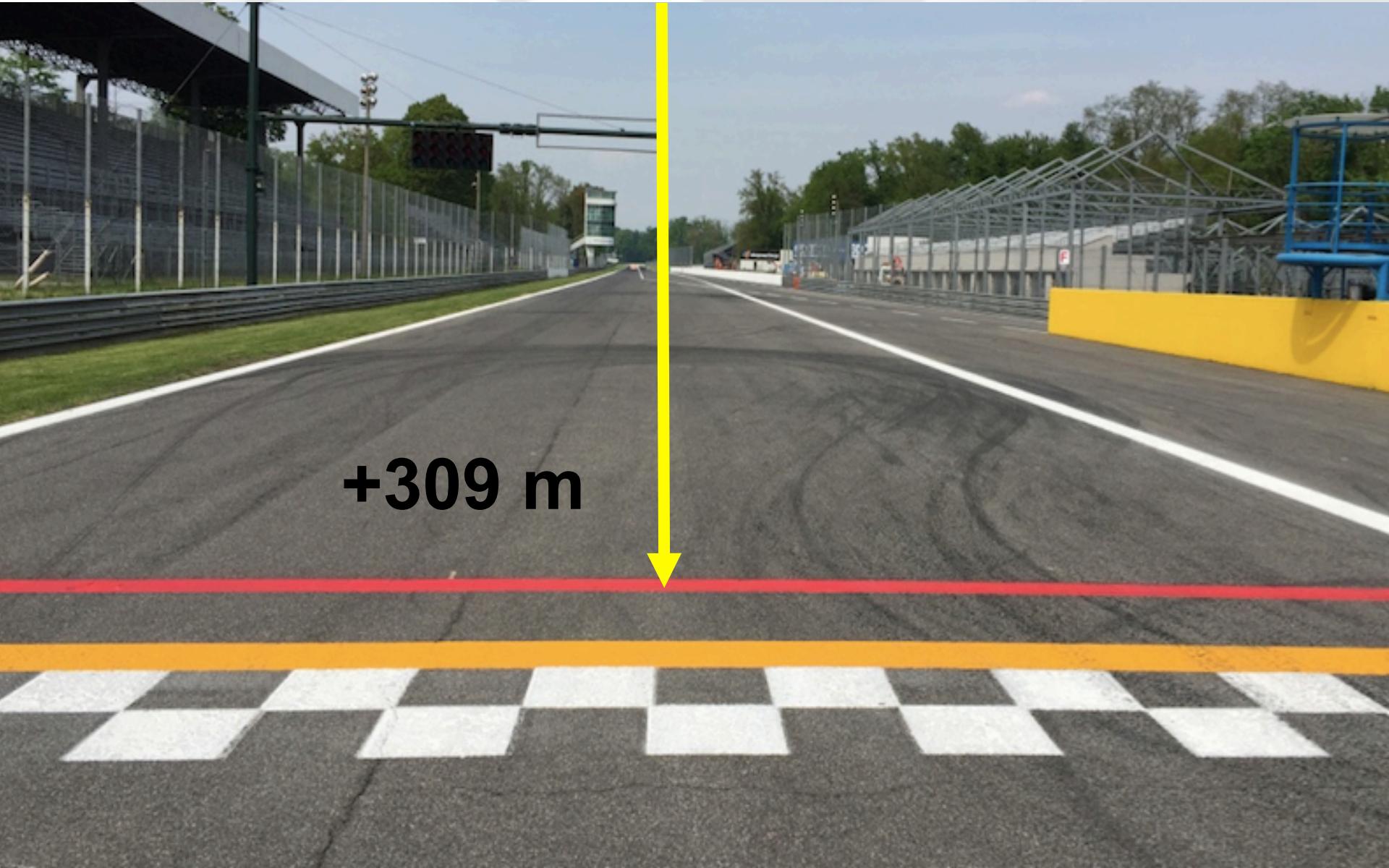
Intermediate 2 at: 3727 m

Race: Pit EXIT

Start line up: T10 and T11

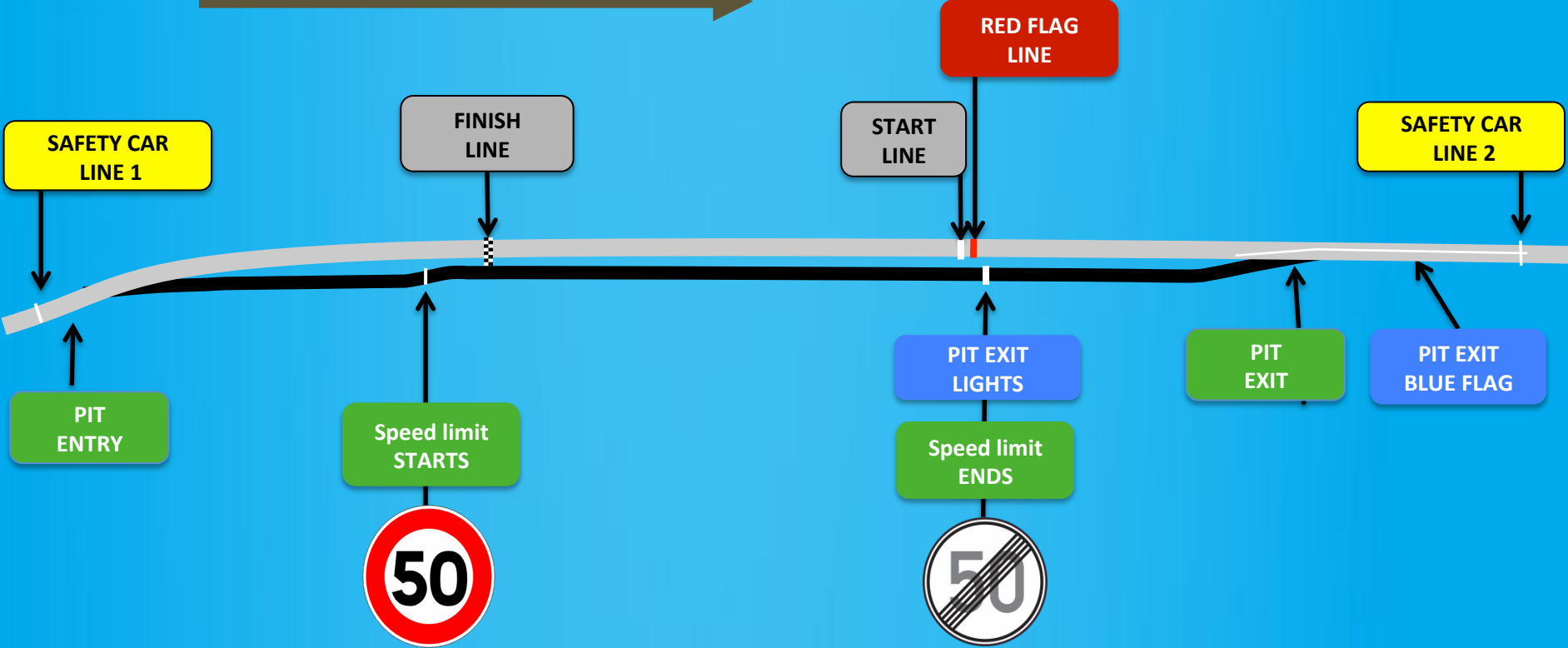


START & RED LINE




+309 m

PIT LANE



PIT ENTRY SPEED LIMIT LINE




STOP & GO – TIME PENALTY




In front of your pit garage

Controlled by the team


PIT EXIT SPEED LIMIT LINE



BLUE FLAG AT PIT EXIT



PIT EXIT LINE




TURN 1 and 2



TURN 1 and 2




Turn 4 keep RIGHT of the
line



TURN 4 escape road



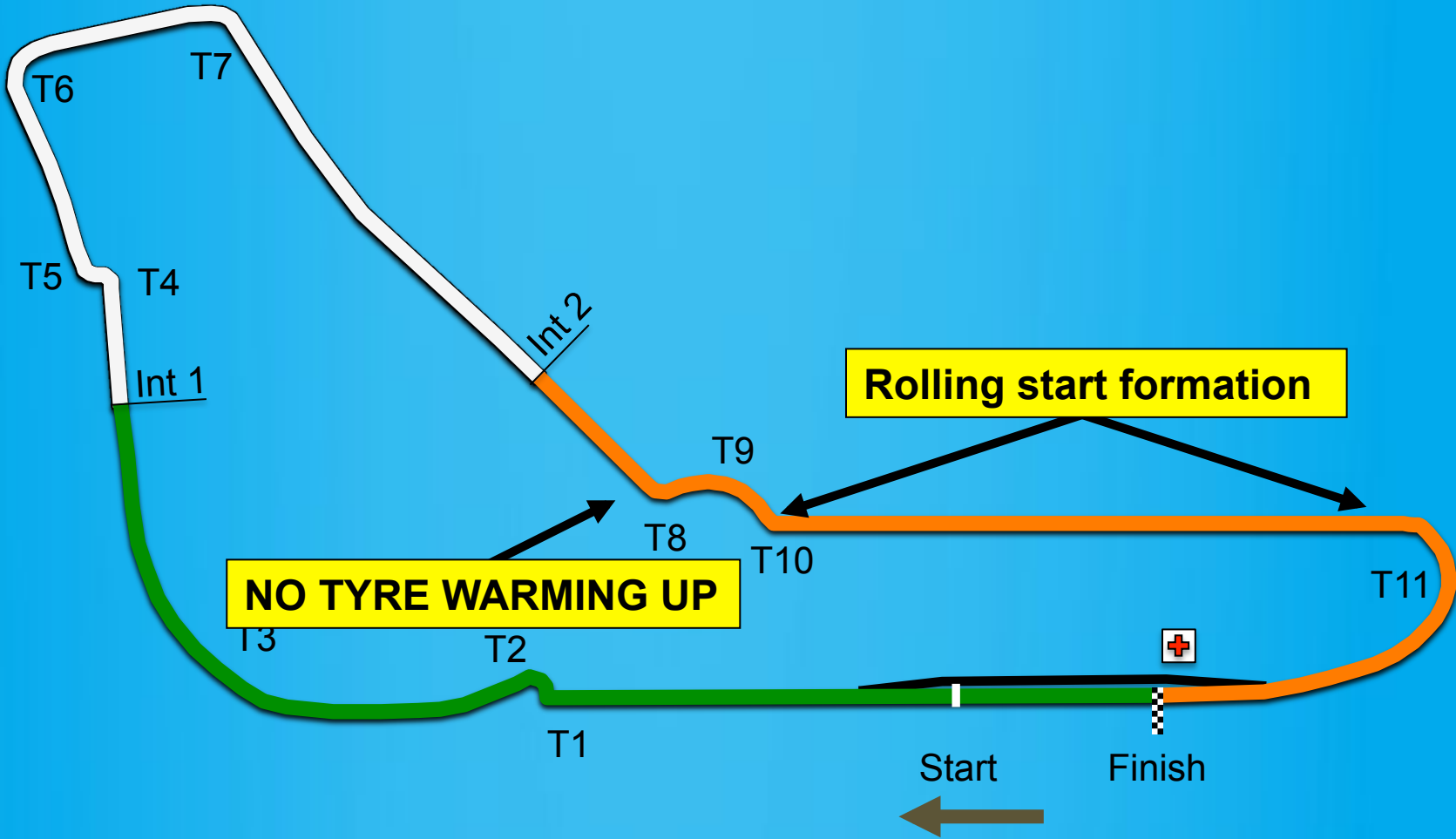
T11 PARABOLICA



T11 PARABOLICA




START



START


Start Line up before the Parabolica (between T10 and T11)



START



START



NEW FORMATION LAP

Red lights remains ON

Yellow flag @ all MP

Pole man - tempo

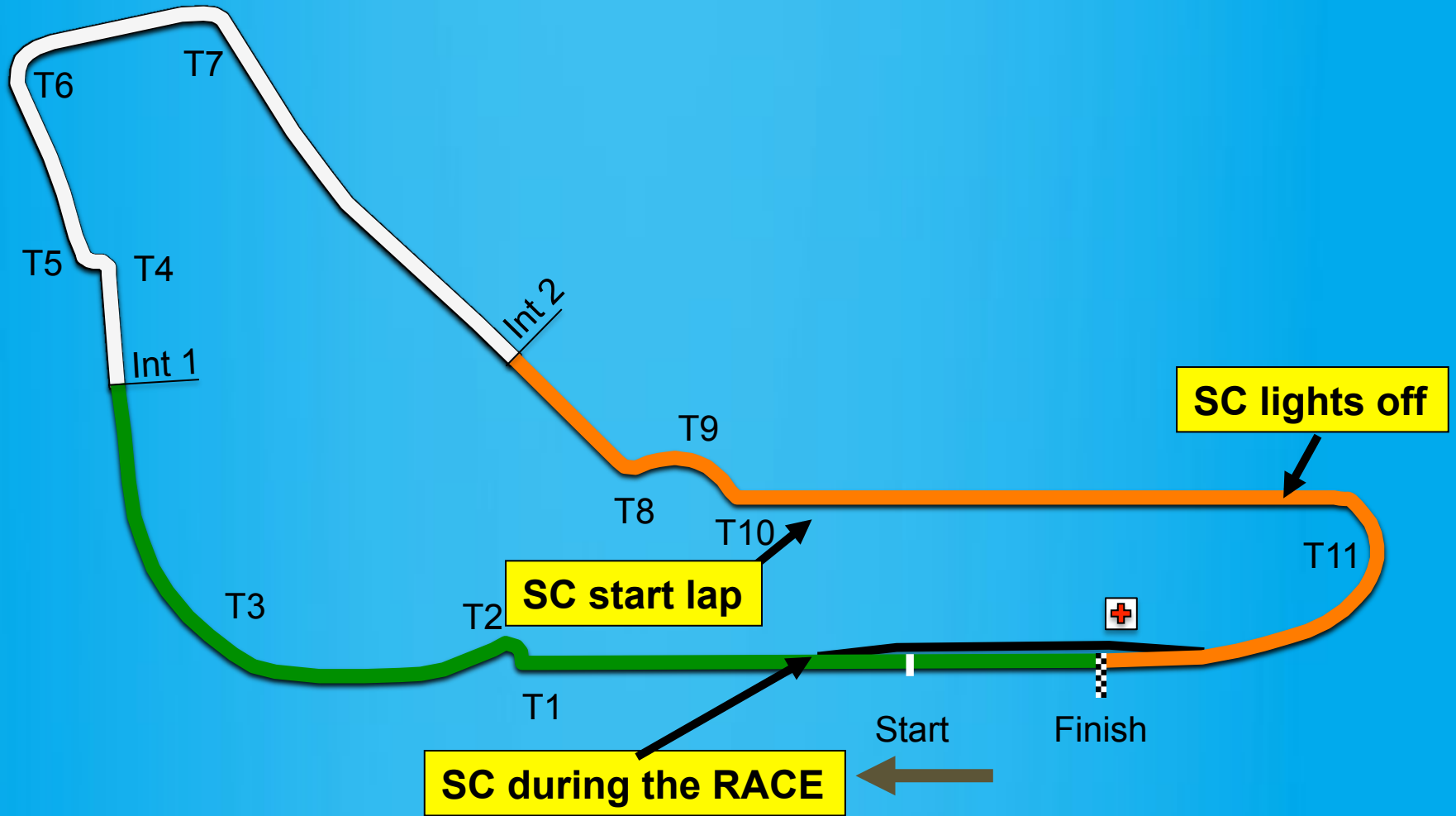


FCY

SC

- Speed 80 Km/Hr – NO Zig Zag
- SC always preceded by FCY except during the three 1st laps
- SC gets the leader during the FCY
- Countdown
 - At 10 sec **boards & lights – No overtaking**
 - At 0 sec **yellow flags & all cars at 80 Km/Hr**
 - Green flag on short notice - GREEN

SAFETY CAR





PROCEDURE

Slow down to 80 Km/Hr

NO overtaking

Free practices: Clock will NOT stop – go to pit lane


During Qualifying: Clock stops - go to pit lane

During the race: Clock stop - line up red line

- Order as when the red flag was declared
- Teams and officials ONLY
- Parc-Fermé conditions – Restart behind SC

If you enter the pits after the red flag: restart one lap later

OPENINGS FOR CARS



TRAGUARDO

TOURING OIL

ETAR

