

# Blancpain GT Series Endurance Cup

## Sector List Qualifying 2

Provisional



Barcelona, Length: 4655m  
Air temperature: 19.54°C  
Track temperature: 18.08°C  
Weather condition: Wet

Sunday, October 01, 2017 9:31:00



Lap	Time	SE1	SP1	SE2	SP2	SE3	SP3	TSP	Lap	Time	SE1	SP1	SE2	SP2	SE3	SP3	TSP
<b>2 Treluyer, FRA / Richelmi, MCO / Berthon, FRA</b>									<b>theoretical besttime: 1:50.670</b>								
1	2:37.413	1:05.136	148	48.608	171	43.669	210	130	5	1:52.319	33.050	189	42.827	195	36.442	215	263
2	2:09.584	33.993	182	57.083	170	38.508	210	263	6	1:52.726	32.976	198	43.140	195	36.610	213	264
3	1:57.183	34.625	175	45.018	185	37.540	210	263	7	1:51.489	32.735	197	42.563	193	36.191	213	264
4	1:55.377	34.302	172	44.489	189	36.586	214	264	8	1:51.062	32.140	200	42.339	204	36.583	214	263

<b>3 Mateu, FRA / Caygill, GBR / Venter, AUS</b>									<b>theoretical besttime: 1:59.244</b>								
1	4:36.403	3:06.004	156	49.060	179	41.339	201	189	4	1:59.253	35.170	171	45.553	194	38.530	204	257
2	2:05.778	36.458	170	47.685	185	41.635	201	257	5	2:07.953	35.161	183	46.110	151	46.682	49	224
3	2:02.604	35.712	187	46.590	160	40.302	198	257									

<b>4 Stolz, DEU / Christodoulou, GBR / Buurman, NLD</b>									<b>theoretical besttime: 1:49.412</b>								
1	12:27.266	11:07.403	183	42.998	191	36.865	210	190	3	2:02.449	31.784	213	41.950	194	48.715	48	260
2	1:49.978	32.350	206	41.817	200	35.811	215	254									

<b>5 Fässler, CHE / Stevens, GBR / Vanthoor, BEL</b>									<b>theoretical besttime: 1:51.385</b>								
1	3:25.177	1:58.514	150	47.248	163	39.415	205	190	4	1:54.054	34.218	193	43.270	205	36.566	213	263
2	1:55.334	34.660	181	43.680	191	36.994	212	260	5	1:51.936	33.635	201	42.153	194	36.148	213	264
3	2:11.603	35.567	161	54.693	154	41.343	211	266	6	1:57.422	33.084	193	42.274	187	42.064	50	266

<b>8 Abril, MCO / Soulet, BEL / Soucek, ESP</b>									<b>theoretical besttime: 1:50.178</b>								
1	2:28.443	1:02.429	161	47.025	167	38.989	210	116	5	2:05.569	37.717	142	45.443	188	42.409	48	245
2	1:55.232	34.204	180	43.200	193	37.828	212	262	6	3:34.069	2:09.658	164	44.812	135	39.599	213	193
3	1:53.468	33.805	190	42.533	197	37.130	212	263	7	1:50.178	32.096	188	41.595	196	36.487	213	264
4	1:59.544	34.360	176	43.306	166	41.878	175	264									

<b>11 Broniszewski, CHE / Piccini, CHE</b>									<b>theoretical besttime: 1:51.440</b>								
1	2:41.212	1:09.100	166	48.537	187	43.575	203	151	5	2:49.468	1:27.020	168	44.113	178	38.335	212	191
2	1:59.954	34.667	177	45.243	181	40.044	204	255	6	1:53.017	33.428	187	43.180	195	36.409	212	263
3	2:01.512	34.608	188	45.412	184	41.492	201	255	7	1:51.672	32.679	198	42.352	195	36.641	213	261
4	2:08.673	35.601	180	47.364	183	45.708	50	255									

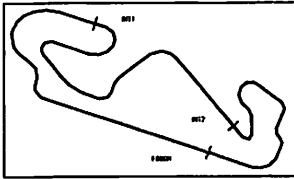
<b>12 Beretta, ITA / Gattuso, ITA / Piccini, ITA</b>									<b>theoretical besttime: 1:53.116</b>								
1	3:22.408	1:54.727	148	46.749	156	40.932	205	186	4	1:53.295	33.494	201	42.832	184	36.969	211	262
2	1:55.868	34.125	172	43.931	171	37.812	210	260	5	2:04.412	33.315	190	43.873	168	47.224	48	264
3	2:01.560	34.794	191	43.774	164	42.992	211	264									

<b>14 Fontana, CHE / Ortelli, MCO / Siedler, AUT</b>									<b>theoretical besttime: 1:51.108</b>								
1	2:33.816	1:04.580	149	48.179	179	41.057	211	118	5	1:56.398	34.174	167	43.507	173	38.717	218	258
2	1:56.056	34.242	173	44.663	175	37.151	217	254	6	1:52.722	33.356	180	42.897	181	36.469	220	263
3	1:53.691	34.171	169	43.255	202	36.265	215	262	7	1:52.892	33.029	190	42.603	203	37.260	209	259
4	2:00.045	38.141	160	44.852	188	37.052	210	260	8	1:51.693	32.620	198	42.223	199	36.850	214	259

<b>15 Chaponick, USA / Sandberg, USA / Heckert, USA</b>									<b>theoretical besttime: 1:53.300</b>								
1	3:30.925	1:54.857	116	53.946	143	42.122	200	157	5	1:59.234	34.284	189	45.856	178	39.094	210	257
2	2:02.886	36.159	162	46.719	170	40.008	201	254	6	1:54.295	33.929	181	43.636	179	36.730	213	258
3	2:01.982	36.727	167	47.129	172	38.126	210	254	7	1:53.441	33.458	186	43.112	180	36.871	211	257
4	2:00.560	35.038	178	45.558	186	39.964	210	257									

<b>16 Toril, ESP / Morley, GBR / Kirchhöfer, DEU</b>									<b>theoretical besttime: 2:02.297</b>								
1	2:46.868	1:10.196	157	50.492	161	46.180	198	129	4	2:03.057	35.700	186	46.276	193	41.081	201	249
2	2:04.264	36.185	169	47.153	172	40.926	200	246	5	2:10.562	35.471	189	47.112	196	47.979	47	251
3	2:02.926	35.257	183	46.905	174	40.764	198	250									





# Blancpain GT Series Endurance Cup

## Sector List Qualifying 2

Provisional



Barcelona, Length: 4655m  
Air temperature: 19.54°C  
Track temperature: 18.08°C  
Weather condition: Wet

Sunday, October 01, 2017 9:31:00

Lap	Time	SE1	SP1	SE2	SP2	SE3	SP3	TSP	Lap	Time	SE1	SP1	SE2	SP2	SE3	SP3	TSP
<b>17 Leonard, GBR / Dennis, GBR / Frijns, NLD</b>									<b>theoretical besttime: 1:53.625</b>								
1	5:50.063	4:23.633	161	44.908	160	41.522	210	185	3	2:13.344	33.762	188	52.585	188	46.997	49	262
2	<b>1:53.783</b>	33.920	184	<b>42.518</b>	189	<b>37.345</b>	209	261									

<b>19 Perez Companc, ARG / van der Zande, NLD / Vervisch, BEL</b>									<b>theoretical besttime: 1:50.739</b>								
1	5:11.624	3:38.154	157	51.415	144	42.055	208	175	4	1:52.256	32.837	192	42.790	207	36.629	212	261
2	1:56.516	34.808	176	43.458	181	38.250	210	259	5	<b>1:51.023</b>	<b>32.792</b>	<b>198</b>	42.203	201	<b>36.028</b>	<b>214</b>	260
3	1:52.963	34.132	185	42.608	204	36.223	213	258	6	2:06.385	33.065	209	<b>41.919</b>	<b>198</b>	51.401	46	262

<b>22 Moore, GBR / Simmons, GBR / Parry, GBR</b>									<b>theoretical besttime: 1:55.990</b>								
1	3:06.702	1:30.417	155	49.315	150	46.970	208	191	4	<b>1:56.321</b>	34.234	190	<b>43.910</b>	<b>185</b>	<b>38.177</b>	<b>215</b>	266
2	2:02.210	35.257	183	45.462	182	41.491	205	263	5	2:15.560	<b>33.903</b>	<b>184</b>	47.467	161	54.190	48	266
3	2:00.451	34.717	184	45.487	185	40.247	213	264									

<b>23 Buncombe, GBR / Chiyo, JPN / Ordenez, ESP</b>									<b>theoretical besttime:</b>								
1	2:33.215	1:02.158		<b>50.200</b>		<b>40.857</b>			5	1:58.121							
2	1:54.984								6	1:53.534							
3	1:53.936								7	1:51.885							
4	1:54.197								8	<b>1:51.586</b>							

<b>24 Helistekangas, FIN / Wood, AUS / Enge, AUS</b>									<b>theoretical besttime: 1:55.542</b>								
1	2:59.155	1:26.222	153	50.490	155	42.443	204	131	5	2:00.739	34.363	190	44.661	189	41.715	210	262
2	2:08.469	37.089	180	47.991	172	43.389	204	242	6	1:56.972	33.843	185	44.663	185	38.466	211	264
3	2:03.424	35.553	186	45.941	176	41.930	207	260	7	<b>1:55.542</b>	<b>33.592</b>	<b>193</b>	<b>43.683</b>	<b>196</b>	<b>38.267</b>	<b>210</b>	263
4	1:59.724	35.178	<b>194</b>	45.449	190	39.097	210	262									

<b>26 Gachet, FRA / Monti, FRA / Haase, DEU</b>									<b>theoretical besttime: 1:51.071</b>								
1	3:21.762	1:53.825	157	46.357	170	41.580	204	152	5	2:01.795	40.713	170	44.103	186	36.979	212	262
2	1:56.184	34.341	176	43.713	184	38.130	210	258	6	1:51.394	<b>32.885</b>	<b>192</b>	42.446	198	<b>36.063</b>	<b>213</b>	262
3	2:04.476	35.785	188	44.245	177	44.446	208	<b>263</b>	7	<b>1:51.321</b>	33.074	196	<b>42.123</b>	<b>196</b>	36.124	210	262
4	1:53.432	34.037	186	43.012	194	36.383	210	260									

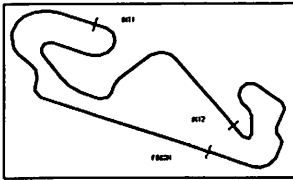
<b>27 Pohler, DEU / Janosz, POL / Crestani, ITA</b>									<b>theoretical besttime: 1:53.193</b>								
1	5:53.801	4:30.179	161	44.697	165	38.925	220	187	4	2:15.194	33.443	196	59.597	174	42.154	222	265
2	2:00.053	34.150	171	43.505	185	42.398	214	264	5	<b>1:53.193</b>	<b>32.872</b>	<b>192</b>	<b>42.666</b>	<b>190</b>	<b>37.655</b>	<b>219</b>	262
3	1:54.476	33.969	185	42.839	183	37.668	212	262	6	2:16.052	36.885	147	53.892	137	45.275	48	222

<b>35 Krognos, NOR / Menzel, DEU / Jensen, DNK</b>									<b>theoretical besttime: 1:52.016</b>								
1	3:39.518	2:05.610	150	47.892	115	46.016	207	188	5	1:54.170	34.095	185	43.266	185	36.809	213	261
2	1:56.516	34.839	164	43.866	180	37.811	206	255	6	<b>1:52.779</b>	33.452	187	42.563	187	<b>36.764</b>	<b>212</b>	260
3	1:58.801	35.322	163	44.776	184	38.703	209	259	7	1:58.938	<b>32.824</b>	<b>188</b>	<b>42.428</b>	<b>194</b>	43.686	49	260
4	2:00.125	34.954	177	45.710	<b>201</b>	39.461	211	260									

<b>36 Ace, USA / Walkenhorst, DEU / Henkola, FIN</b>									<b>theoretical besttime: 2:04.472</b>								
1	4:03.516	2:30.560	157	49.125	162	43.831	191	179	5	2:04.921	35.803	172	47.582	188	41.536	197	248
2	2:06.104	36.309	165	48.524	163	41.271	195	244	6	<b>2:04.711</b>	<b>35.652</b>	<b>177</b>	47.627	174	41.432	196	248
3	2:06.532	36.522	152	48.088	159	41.922	192	247	7	2:25.360	35.793	179	47.751	167	1:01.816	26	248
4	2:06.135	36.596	171	<b>47.549</b>	162	41.990	194	247									

<b>42 Fumanelli, ITA / Leventis, GBR / Williamson, GBR</b>									<b>theoretical besttime: 2:08.045</b>								
1	3:25.187	1:48.974	151	51.058	144	45.155	<b>198</b>	<b>182</b>	3	2:21.849	38.919	144	51.741	151	51.189	48	254
2	<b>2:08.045</b>	<b>36.803</b>	<b>166</b>	<b>48.660</b>	<b>161</b>	<b>42.582</b>	198	254									





# Blancpain GT Series Endurance Cup

## Sector List Qualifying 2

Provisional



Barcelona, Length: 4655m  
Air temperature: 19.54°C  
Track temperature: 18.08°C  
Weather condition: Wet

Sunday, October 01, 2017 9:31:00



Lap	Time	SE1	SP1	SE2	SP2	SE3	SP3	TSP	Lap	Time	SE1	SP1	SE2	SP2	SE3	SP3	TSP
<b>43 Tordoff, GBR / Kane, GBR / Barnicoat, GBR</b>									<b>theoretical besttime: 2:02.984</b>								
1	3:10.272	1:37.885	156	48.390	159	43.997	205	167	3	2:18.979	36.861	160	49.947	145	52.171	48	256
2	<b>2:02.984</b>	<b>35.495</b>	<b>185</b>	<b>46.155</b>	156	<b>41.334</b>	205	255									

<b>48 Heyer, DEU / Assenheimer, DEU / Dontje, NLD</b>									<b>theoretical besttime: 1:51.022</b>								
1	3:01.909	1:29.774	147	49.283	157	42.852	203	177	5	1:54.131	34.129	195	43.209	201	36.793	210	254
2	2:00.562	35.331	176	46.228	173	39.003	206	252	6	1:51.814	32.876	201	42.464	207	36.474	211	257
3	1:57.005	35.058	175	44.460	199	37.487	208	255	7	1:52.923	33.212	202	42.232	221	37.479	213	257
4	1:56.088	34.493	194	43.651	206	37.944	207	255	8	<b>1:51.414</b>	<b>32.653</b>	<b>203</b>	<b>41.895</b>	<b>204</b>	<b>36.866</b>	<b>210</b>	<b>257</b>

<b>50 Lathouras, THA / Rugolo, ITA / Pier Guidi, ITA</b>									<b>theoretical besttime: 1:50.691</b>								
1	2:18.001	44.129	165	47.026	163	46.846	48	181	5	1:52.920	33.611	193	42.349	189	36.960	214	258
2	3:22.117	1:52.756	166	44.934	177	44.427	207	191	6	<b>1:50.810</b>	<b>32.622</b>	<b>204</b>	<b>42.001</b>	<b>204</b>	<b>36.187</b>	<b>212</b>	<b>258</b>
3	1:57.129	34.441	189	43.773	178	38.915	212	257	7	1:50.918	<b>32.576</b>	<b>210</b>	<b>41.928</b>	<b>206</b>	<b>36.414</b>	<b>212</b>	<b>258</b>
4	2:03.855	36.086	173	46.084	184	41.685	210	258									

<b>51 Motoaki, JPN / Bontempelli, ITA / Beretta, MCO</b>									<b>theoretical besttime: 1:50.859</b>								
1	3:12.888	1:35.972	147	50.585	137	46.331	202	184	5	1:52.409	33.325	190	42.689	204	36.395	219	257
2	2:01.348	34.729	190	45.077	153	41.542	205	252	6	<b>1:51.313</b>	<b>32.239</b>	<b>198</b>	42.375	183	36.699	219	260
3	2:20.671	44.102	138	49.181	184	47.388	47	254	7	2:03.309	33.052	196	<b>42.225</b>	<b>213</b>	<b>48.032</b>	<b>44</b>	<b>259</b>
4	3:09.221	1:44.486	141	46.997	174	37.738	206	186									

<b>53 Hommerson, NLD / Machiels, BEL / Bertolini, ITA</b>									<b>theoretical besttime: 1:53.368</b>								
1	6:45.511	5:18.968	156	48.054	165	38.489	209	171	4	<b>1:53.948</b>	33.740	188	<b>43.483</b>	<b>189</b>	<b>36.725</b>	<b>213</b>	<b>258</b>
2	1:56.275	34.347	191	44.477	177	37.451	205	259	5	2:00.276	<b>33.160</b>	<b>184</b>	44.018	191	43.098	46	259
3	1:54.948	33.870	182	44.034	186	37.044	211	258									

<b>55 Cioci, ITA / Fisichella, ITA / Calado, GBR</b>									<b>theoretical besttime: 1:50.181</b>								
1	2:11.323	43.004	163	46.832	166	41.487	201	176	5	1:51.849	33.315	199	42.255	200	36.279	213	260
2	2:06.217	35.085	177	45.895	176	45.237	48	250	6	<b>1:51.227</b>	33.147	194	42.001	193	36.079	214	260
3	2:57.328	1:33.890	163	44.475	165	38.963	213	190	7	1:51.425	33.193	200	41.899	204	36.333	215	261
4	1:53.729	33.971	188	42.988	187	36.770	215	260	8	2:12.000	<b>32.246</b>	<b>203</b>	<b>41.856</b>	<b>196</b>	<b>57.898</b>	<b>25</b>	<b>259</b>

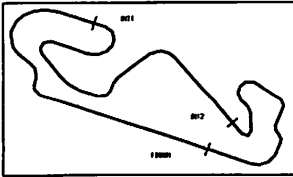
<b>59 Watson, GBR / Schothorst, NLD / Jaafar, MYS</b>									<b>theoretical besttime: 2:00.373</b>								
1	2:56.691	1:21.616	159	46.511	160	48.564	205	131	3	2:06.796	35.089	168	45.580	172	46.127	48	254
2	<b>2:00.967</b>	35.683	168	<b>45.562</b>	171	<b>39.722</b>	203	<b>255</b>									

<b>63 Caldarelli, ITA / Engelhart, DEU / Bortolotti, ITA</b>									<b>theoretical besttime: 1:49.554</b>								
1	5:17.696	3:49.070	167	46.969	176	41.657	207	187	5	1:56.840	32.955	192	42.375	178	41.510	218	264
2	2:07.243	37.110	154	44.724	156	45.409	211	257	6	1:50.270	32.275	201	41.822	196	36.173	211	260
3	1:52.337	33.362	183	42.770	207	36.205	211	258	7	<b>1:49.554</b>	<b>32.142</b>	<b>201</b>	<b>41.514</b>	<b>207</b>	<b>35.898</b>	<b>214</b>	<b>261</b>
4	1:52.893	32.864	194	41.818	206	38.211	214	260									

<b>66 Cerqueda Diez, AND / Tutumlu, ESP / van Splunteren, NLD</b>									<b>theoretical besttime: 1:51.002</b>								
1	2:39.072	1:05.726	133	49.625	165	43.721	206	113	5	4:22.498	2:56.124	181	47.217	114	39.157	211	191
2	1:59.563	35.617	171	45.783	172	38.163	208	258	6	<b>1:51.002</b>	<b>33.031</b>	<b>201</b>	<b>42.021</b>	<b>192</b>	<b>35.950</b>	<b>214</b>	<b>260</b>
3	1:57.161	34.694	169	45.218	163	37.249	209	260	7	2:12.378	33.445	169	42.975	187	55.958	22	262
4	1:59.173	34.495	184	43.222	175	41.456	47	259									

<b>72 Shaytar, RUS / Rigon, ITA / Molina, ESP</b>									<b>theoretical besttime: 1:50.109</b>								
1	5:58.350	4:32.203	147	45.246	181	40.901	209	190	4	1:54.327	33.791	182	43.509	190	37.027	214	258
2	1:58.140	36.843	177	44.070	194	37.227	211	258	5	1:51.938	33.184	190	42.416	185	36.338	212	259
3	1:53.549	34.191	182	42.915	184	36.443	210	258	6	<b>1:50.109</b>	<b>32.651</b>	<b>195</b>	<b>41.617</b>	<b>195</b>	<b>35.841</b>	<b>213</b>	<b>258</b>





# Blancpain GT Series Endurance Cup

## Sector List Qualifying 2

Provisional

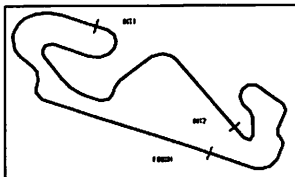


Barcelona, Length: 4655m  
 Air temperature: 19.54°C  
 Track temperature: 18.08°C  
 Weather condition: Wet

Sunday, October 01, 2017 9:31:00

Lap	Time	SE1	SP1	SE2	SP2	SE3	SP3	TSP	Lap	Time	SE1	SP1	SE2	SP2	SE3	SP3	TSP
<b>75 Stippler, DEU / Cecon, ITA / Salaquarda, CZE</b>									<b>theoretical besttime: 1:50.382</b>								
1	5:42.582	4:17.528	160	46.283	179	38.771	214	190	4	1:52.421	33.939	196	42.632	187	35.850	217	266
2	1:54.797	34.261	184	43.169	177	37.367	215	266	5	1:52.276	32.792	205	43.597	198	35.887	216	267
3	1:56.520	33.631	183	44.782	183	38.107	215	268	6	1:50.486	32.492	204	42.040	195	35.954	214	266
<b>77 Abbott, GBR / Kodric, CRO / Kujala, FIN</b>									<b>theoretical besttime: 1:53.119</b>								
1	6:31.120	5:06.640	153	45.593	160	38.887	206	162	3	2:03.693	34.613	155	44.023	183	45.057	46	264
2	1:53.119	33.622	183	42.567	189	36.930	211	261									
<b>78 Machitski, RUS / Abra, GBR / Bleekemolen, NLD</b>									<b>theoretical besttime: 1:59.476</b>								
1	2:50.547	1:14.997	150	48.074	144	47.476	204	139	3	2:08.818	35.416	171	47.056	175	46.346	47	257
2	1:59.476	34.470	179	45.204	184	39.802	202	255									
<b>82 Roda, ITA / Ruberti, ITA / Dillmann, CHE</b>									<b>theoretical besttime: 1:50.288</b>								
1	5:43.443	4:18.009	144	46.544	166	38.890	209	187	4	1:51.887	33.663	198	42.201	197	36.023	211	263
2	1:57.399	34.905	182	43.889	184	38.605	205	253	5	1:50.971	32.788	208	41.934	206	36.249	213	262
3	1:54.433	34.235	189	43.049	189	37.149	211	258	6	1:50.359	32.621	217	42.005	203	35.733	214	260
<b>84 Eriksson, SWE / Buhk, DEU / Perera, FRA</b>									<b>theoretical besttime: 1:51.069</b>								
1	4:06.903	2:41.525	155	46.077	167	39.301	206	190	5	2:00.759	33.905	192	44.684	130	42.170	213	260
2	1:57.855	35.407	168	44.977	170	37.471	208	257	6	1:51.986	33.213	194	42.730	190	36.043	212	259
3	1:54.776	34.839	180	43.377	178	36.560	213	258	7	1:51.069	33.084	196	42.162	197	35.823	214	261
4	1:52.521	33.720	187	42.591	190	36.210	210	260									
<b>85 Sandström, SWE / Schiller, DEU / Baumann, AUT</b>									<b>theoretical besttime: 1:50.202</b>								
1	4:26.858	3:00.910	155	45.095	142	40.853	209	188	5	1:51.157	32.773	197	41.910	195	36.474	212	257
2	1:54.494	34.437	177	42.982	190	37.075	207	257	6	1:52.384	32.786	173	42.123	202	37.475	205	260
3	1:54.758	33.968	180	42.571	193	38.219	202	257	7	1:50.452	32.008	199	41.880	196	36.564	213	257
4	1:52.216	33.527	197	42.375	197	36.314	210	256									
<b>87 Ricci, BEL / Beaubelique, FRA / Gounon, FRA</b>									<b>theoretical besttime: 1:56.632</b>								
1	3:43.296	2:14.141	166	47.250	174	41.905	200	159	4	1:58.503	34.963	182	45.312	182	38.228	207	254
2	2:01.337	36.095	175	46.158	181	39.084	205	252	5	1:56.632	33.737	191	44.707	186	38.188	204	256
3	1:59.198	35.008	187	45.031	160	39.159	202	255	6	2:06.299	34.444	189	44.962	175	46.893	43	254
<b>88 Vautier, FRA / Serralles, PUR / Juncadella, ESP</b>									<b>theoretical besttime: 1:51.011</b>								
1	4:18.108	2:51.078	158	45.964	131	41.066	206	192	5	1:52.550	32.952	202	42.473	197	37.125	214	258
2	1:53.488	33.886	184	42.683	183	36.919	211	256	6	1:51.666	32.756	206	42.619	184	36.291	214	259
3	1:57.969	35.254	163	44.841	166	37.874	209	260	7	1:52.846	32.854	207	41.964	197	38.028	212	260
4	1:52.698	33.609	194	42.468	184	36.621	211	258									
<b>89 Badey, FRA / Perfetti, CHE / Bastian, DEU</b>									<b>theoretical besttime: 1:52.865</b>								
1	7:11.697	5:44.078	136	47.955	173	39.664	207	186	4	1:53.869	33.285	193	43.625	193	36.959	210	257
2	1:59.941	36.612	179	45.194	184	38.135	209	256	5	1:53.079	32.872	200	43.034	184	37.173	210	257
3	1:55.577	34.201	190	44.023	192	37.353	210	259	6		36.272	165	48.117	155			208
<b>90 Meadows, GBR / Mortara, CHE / Marciello, ITA</b>									<b>theoretical besttime: 1:51.207</b>								
1	3:18.337	1:45.447	156	45.830	175	47.060	207	190	5	1:53.469	34.059	192	42.911	192	36.499	213	258
2	1:56.006	34.807	181	43.314	183	37.885	210	255	6	1:51.330	32.973	199	42.097	200	36.260	210	258
3	1:57.772	36.423	167	44.096	189	37.253	210	255	7	2:05.828	32.850	188	46.606	173	46.372	47	257
4	1:54.387	34.716	198	42.983	188	36.688	212	258									





# Blancpain GT Series Endurance Cup

## Sector List Qualifying 2

Provisional



Barcelona, Length: 4655m  
Air temperature: 19.54°C  
Track temperature: 18.08°C  
Weather condition: Wet

Sunday, October 01, 2017 9:31:00

Lap	Time	SE1	SP1	SE2	SP2	SE3	SP3	TSP	Lap	Time	SE1	SP1	SE2	SP2	SE3	SP3	TSP
<b>97</b> Yoluc, GBR / Al Harthy, OMA / Adam, GBR									<b>theoretical besttime: 1:56.147</b>								
1	5:52.495	4:20.278	153	50.136	109	42.081	211	177	3	2:05.819	34.657	173	44.339	173	46.823	49	267
2	1:56.147	34.491	178	43.712	189	37.944	214	264									

<b>98</b> Paltala, FIN / Spengler, CAN / Blomqvist, GBR									<b>theoretical besttime: 1:51.242</b>								
1	4:15.582	2:47.454	154	46.739	170	41.389	207	187	5	1:56.329	32.965	196	43.630	196	39.734	212	258
2	1:55.020	34.502	169	43.412	175	37.106	210	255	6	1:52.715	32.923	200	42.257	206	37.535	211	260
3	1:57.600	35.149	174	43.477	171	38.974	210	258	7	1:51.589	32.446	206	42.505	193	36.638	213	259
4	1:52.698	33.642	184	42.517	192	36.539	210	257									

<b>99</b> Martin, BEL / Eng, AUT / Sims, GBR									<b>theoretical besttime: 1:51.484</b>								
1	2:44.873	1:13.701	156	45.975	162	45.197	206	150	5	1:54.435	33.723	183	42.646	182	38.066	203	258
2	1:55.424	34.456	171	43.280	177	37.688	209	255	6	1:52.220	33.829	193	42.140	193	36.251	212	256
3	1:54.225	33.824	169	43.514	173	36.887	209	258	7	1:51.775	33.161	202	42.211	195	36.403	211	259
4	1:53.010	34.101	174	42.576	177	36.333	211	257	8	1:57.316	33.093	204	42.192	197	42.031	50	260

<b>333</b> Mattschull, DEU / Salikhov, RUS / Keilwitz, DEU									<b>theoretical besttime: 1:51.391</b>								
1	3:10.950	1:43.132	147	46.518	154	41.300	206	189	5	1:57.661	34.494	182	44.348	160	38.819	213	260
2	2:02.742	35.506	181	45.692	151	41.544	206	258	6	1:52.190	33.000	191	42.550	188	36.640	215	260
3	2:02.067	36.802	157	45.117	171	40.148	211	260	7	1:52.757	32.959	200	42.748	178	37.050	210	260
4	1:56.110	34.174	189	43.685	174	38.251	212	260	8	2:09.491	32.421	194	42.330	192	54.740	20	260

<b>488</b> Ehret, DEU / Mastronardi, ITA									<b>theoretical besttime: 1:58.808</b>								
1	2:52.998	49.703	151	1:11.938	119	51.357	194	180	5	2:03.384	36.386	170	47.149	157	39.849	206	250
2	2:16.062	38.487	155	49.258	164	48.317	185	235	6	1:59.543	34.502	193	45.124	181	39.917	204	256
3	2:23.053	47.102	101	53.780	136	42.171	201	171	7	1:58.924	34.207	189	44.752	169	39.965	205	254
4	2:06.463	36.405	175	48.333	150	41.725	195	244									

<b>777</b> Brauner, DEU / Rostan, FRA / Delhez, BEL									<b>theoretical besttime: 2:02.550</b>								
1	3:29.200	1:57.472	152	49.640	146	42.088	196	179	5	2:02.730	35.395	180	46.961	168	40.374	200	252
2	2:04.709	36.192	162	46.989	164	41.528	196	248	6	2:03.923	35.585	162	46.987	163	41.351	199	254
3	2:07.606	37.308	155	48.528	164	41.770	198	251	7	2:04.291	36.025	170	47.416	169	40.850	196	251
4	2:03.743	35.335	179	48.154	172	40.254	199	254									

<b>888</b> Zanuttini, ITA / Duyver, GBR / Perel, ZAF									<b>theoretical besttime: 2:02.059</b>								
1	2:58.220	1:19.020	164	48.785	175	50.415	200	145	5	2:07.311	37.552	153	48.067	180	41.692	197	252
2	2:19.510	36.253	187	47.047	172	56.210	192	246	6	2:03.989	35.988	179	46.391	192	41.610	197	243
3	2:09.853	38.732	150	47.723	183	43.398	198	228	7	2:02.949	35.101	167	47.077	167	40.771	204	254
4	2:04.086	36.076	190	47.443	181	40.567	197	252									

<b>911</b> Häring, DEU / Renauer, DEU / Renauer, DEU									<b>theoretical besttime: 1:50.638</b>								
1	2:22.740	55.945	144	47.721	180	39.074	209	167	5	1:51.955	33.426	204	42.186	200	36.343	214	264
2	1:55.753	34.683	189	43.577	197	37.493	212	258	6	1:55.981	33.083	205	43.152	159	39.746	214	265
3	1:57.217	35.916	188	43.843	172	37.458	212	265	7	2:05.642	32.879	206	43.310	162	49.453	209	264
4	1:55.411	34.539	191	43.312	205	37.560	215	263	8	1:51.346	32.261	213	42.034	199	37.051	207	262

