

# Blancpain GT Series Endurance Cup

## Sector List Qualifying 3

Provisional



Barcelona, Length: 4655m  
Air temperature: 20.21°C  
Track temperature: 18.39°C  
Weather condition: Wet

Sunday, October 01, 2017 9:54:00

Lap	Time	SE1	SP1	SE2	SP2	SE3	SP3	TSP	Lap	Time	SE1	SP1	SE2	SP2	SE3	SP3	TSP
<b>2 Treluyer, FRA / Richelmi, MCO / Berthon, FRA</b>									<b>theoretical besttime: 1:47.708</b>								
1	3:20.490	1:56.806	167	43.522	179	40.162	213	183	5	1:48.065	31.050	209	41.360	205	35.655	217	264
2	1:49.680	31.398	196	41.867	187	36.415	216	264	6	1:47.842	30.732	207	41.494	205	35.616	218	266
3	2:16.912	33.577	119	54.467	165	48.868	50	264	7	1:56.850	32.236	175	44.329	159	40.285	217	267
4	5:57.816	4:25.910	182	43.686	164	48.220	214	182	8		30.916	210	41.737	198			266

<b>3 Mateu, FRA / Caygill, GBR / Venter, AUS</b>									<b>theoretical besttime: 1:48.208</b>								
1	4:31.505	3:10.204	191	43.401	165	37.900	211	179	5	1:48.353	30.812	210	41.433	211	36.108	215	263
2	2:08.683	31.547	202	47.212	145	49.924	50	262	6	1:58.967	33.474	151	44.951	158	40.542	213	264
3	6:42.307	5:12.084	191	43.341	167	46.882	213	180	7		31.106	210	41.956	200			262
4	1:48.762	31.299	205	41.500	203	35.963	215	261									

<b>4 Stolz, DEU / Christodoulou, GBR / Buurman, NLD</b>									<b>theoretical besttime: 1:46.675</b>								
1	2:27.583	58.116	173	46.937	78	42.530	216	188	5	1:47.313	30.463	217	40.903	212	35.947	216	258
2	1:47.186	30.974	213	40.783	210	35.429	215	260	6	1:50.822	30.610	218	41.189	213	39.023	218	260
3	2:04.097	32.705	200	42.879	156	48.513	46	260	7		30.486	217	41.158	213			260
4	9:48.788	8:28.228	170	43.005	191	37.555	218	190									

<b>5 Fässler, CHE / Stevens, GBR / Vanthoor, BEL</b>									<b>theoretical besttime: 1:46.819</b>								
1	3:16.630	1:45.656	193	42.132	198	48.842	216	190	5	1:50.120	31.439	201	42.254	197	36.427	217	266
2	1:53.078	31.640	210	41.416	199	40.022	49	264	6	1:47.459	30.700	218	40.917	200	35.842	216	266
3	8:21.834	6:46.056	185	45.315	166	50.463	216	186	7	1:57.664	30.792	216	42.060	183	44.812	215	267
4	1:46.855	30.736	215	40.572	214	35.547	217	264									

<b>8 Abril, MCO / Soulet, BEL / Soucek, ESP</b>									<b>theoretical besttime: 1:47.650</b>								
1	3:05.214	1:32.819	195	47.395	155	45.000	217	193	5	1:53.229	32.112	200	41.775	190	39.342	217	267
2	1:57.296	32.785	194	43.996	152	40.515	215	267	6	1:47.889	30.867	212	41.348	184	35.674	219	267
3	2:07.364	31.149	208	44.929	130	51.286	48	266	7	1:48.151	30.628	208	41.389	197	36.134	220	267
4	7:14.307	5:23.682	146	50.078	172	1:00.547	219	138	8		30.784	211	41.878	194			269

<b>11 Broniszewski, CHE / Piccini, CHE</b>									<b>theoretical besttime: 1:48.525</b>								
1	3:03.364	1:20.432	160	45.967	153	56.965	214	168	5	1:48.573	31.186	217	41.479	206	35.908	212	261
2	1:49.436	31.809	197	41.672	201	35.955	215	262	6	2:00.558	33.339	178	47.886	183	39.333	213	262
3	2:11.274	31.226	213	46.820	120	53.228	46	263	7	1:52.589	31.138	209	41.918	208	39.533	213	262
4	7:03.370	5:22.767	184	45.397	183	55.206	213	153	8		31.385	217	42.258	203			262

<b>12 Beretta, ITA / Gattuso, ITA / Piccini, ITA</b>									<b>theoretical besttime: 1:48.289</b>								
1	2:11.674	43.649	180	46.762	84	41.263	215	183	5	1:58.262	32.210	188	43.509	124	42.543	214	263
2	1:49.417	31.795	207	41.714	186	35.908	215	262	6	1:49.192	31.101	215	41.719	197	36.372	215	262
3	2:02.424	31.423	211	41.427	204	49.574	46	265	7	1:48.945	30.962	211	41.721	195	36.262	214	264
4	8:24.475	6:46.430	200	44.691	155	53.354	212	160	8	1:49.272	30.954	215	42.124	194	36.194	214	264

<b>14 Fontana, CHE / Ortelli, MCO / Siedler, AUT</b>									<b>theoretical besttime: 2:16.074</b>								
1	2:57.373	1:18.030	156	46.574	158	52.769	214	159	2		36.731	82					260

<b>15 Chaponick, USA / Sandberg, USA / Heckert, USA</b>									<b>theoretical besttime: 1:47.249</b>								
1	2:00.573	41.186	178	42.941	183	36.446	215	190	6	1:47.249	31.046	204	40.967	213	35.236	218	258
2	1:48.246	31.557	203	41.199	206	35.490	216	259	7	1:57.092	31.392	208	45.185	144	40.515	211	260
3	1:48.803	31.143	210	41.327	206	36.333	213	260	8	1:57.610	33.444	160	44.647	202	39.519	216	242
4	2:37.201	38.272	137	55.872	110	1:03.057	42	236	9		31.094	203	42.628	175			259
5	5:58.307	4:16.345	140	51.290	144	50.672	213	174									

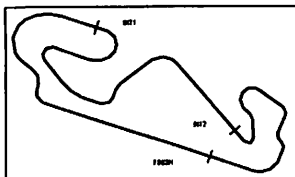
<b>16 Toril, ESP / Morley, GBR / Kirchhöfer, DEU</b>									<b>theoretical besttime: 1:47.231</b>								
1	1:56.269	37.393	163	42.937	177	35.939	215	189	5	1:47.342	30.637	203	41.140	197	35.565	219	260
2	1:49.083	31.347	199	41.126	198	36.610	214	255	6	1:48.916	30.660	213	41.388	195	36.868	216	261
3	1:54.193	31.343	201	41.528	183	41.322	47	261	7	1:49.428	30.726	212	41.683	200	37.019	217	260
4	8:45.987	7:05.908	172	45.150	160	54.929	217	119	8	1:48.761	30.540	211	41.987	199	36.234	216	261

ver: 1.0

www.blancpain-gt-series.com

Page 1/6 printed: 1.10.2017 10:16





# Blancpain GT Series Endurance Cup

## Sector List Qualifying 3

Provisional

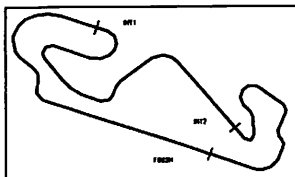


Barcelona, Length: 4655m  
Air temperature: 20.21°C  
Track temperature: 18.39°C  
Weather condition: Wet

Sunday, October 01, 2017 9:54:00

Lap	Time	SE1	SP1	SE2	SP2	SE3	SP3	TSP	Lap	Time	SE1	SP1	SE2	SP2	SE3	SP3	TSP
<b>17 Leonard, GBR / Dennis, GBR / Frijns, NLD</b>									<b>theoretical besttime: 1:45.804</b>								
1	13:21.701	11:51.598	183	43.359	170	46.744	215	178	4	1:50.382	30.582	214	41.325	213	38.475	216	264
2	1:46.019	30.598	213	40.515	213	34.906	218	262	5		31.166	205	41.728	204			264
3	1:50.603	30.383	211	44.003	176	36.217	216	266									
<b>19 Perez Companc, ARG / van der Zande, NLD / Vervisch, BEL</b>									<b>theoretical besttime: 1:47.251</b>								
1	3:27.364	1:58.395	175	46.644	184	42.325	215	176	5	1:53.755	33.664	188	44.016	200	36.075	217	263
2	1:48.911	31.137	209	41.171	208	36.603	216	260	6	1:47.251	30.717	216	40.884	204	35.650	217	260
3	2:41.378	37.245	110	1:07.442	103	56.691	44	262	7	1:58.135	30.783	214	41.186	206	46.166	217	263
4	5:45.935	4:20.141	195	41.762	196	44.032	218	139	8		30.891	215	41.682	207			261
<b>22 Moore, GBR / Simmons, GBR / Parry, GBR</b>									<b>theoretical besttime: 1:47.782</b>								
1	1:59.105	40.219	180	42.643	172	36.243	220	187	5	6:08.761	4:38.500	197	43.607	178	46.654	218	185
2	1:47.890	31.147	205	40.948	201	35.795	220	265	6	1:53.171	31.182	213	42.349	200	39.640	216	266
3	1:48.511	31.039	210	41.362	201	36.110	218	269	7	1:59.138	31.159	203	41.607	208	46.372	48	268
4	2:37.110	38.843	141	55.904	115	1:02.363	46	216									
<b>23 Buncombe, GBR / Chiyo, JPN / Ordenez, ESP</b>									<b>theoretical besttime:</b>								
1	2:16.616					2:16.616			5	1:57.529							
2	1:52.046								6	1:50.234							
3	2:05.721								7	1:49.819							
4	8:17.172								8	1:49.731							
<b>24 Helistekangas, FIN / Wood, AUS / Enge, AUS</b>									<b>theoretical besttime: 1:47.283</b>								
1	2:22.758	55.781	168	45.363	154	41.614	215	166	5	1:47.543	30.953	211	41.040	216	35.550	219	263
2	1:48.496	31.211	200	41.582	205	35.703	214	264	6	1:52.483	30.737	208	41.317	205	40.429	218	266
3	2:03.970	31.146	203	44.080	179	48.744	48	264	7	1:48.683	30.698	213	41.300	212	36.685	215	264
4	7:55.509	6:12.693	154	48.997	118	53.819	215	112	8		30.693	207	41.457	208			264
<b>26 Gachet, FRA / Monti, FRA / Haase, DEU</b>									<b>theoretical besttime: 1:48.455</b>								
1	3:13.056	1:41.188	177	44.233	159	47.635	210	190	4	2:46.107	1:25.229	183	42.572	194	38.306	213	190
2	1:50.051	31.507	205	42.089	195	36.455	215	264	5	1:48.792	30.727	211	41.688	204	36.377	214	264
3	10:39.987	9:15.541	185	43.232	193	41.214	47	265	6	1:48.597	30.869	219	41.507	208	36.221	214	264
<b>27 Pohler, DEU / Janosz, POL / Crestani, ITA</b>									<b>theoretical besttime: 1:47.482</b>								
1	3:44.892	2:21.867	190	42.730	173	40.295	220	188	5	1:50.342	31.053	213	41.323	201	37.966	218	263
2	1:48.806	31.313	210	40.829	210	36.664	218	265	6	1:48.055	30.862	206	41.402	201	35.791	221	267
3	2:25.338	35.048	154	53.568	125	56.722	39	252	7	2:02.449	31.013	210	43.171	133	48.265	222	264
4	5:41.133	4:18.755	197	42.275	196	40.103	220	115	8		31.214	213	44.392	157			262
<b>35 Krognos, NOR / Menzel, DEU / Jensen, DNK</b>									<b>theoretical besttime: 1:48.068</b>								
1	7:53.991	5:51.207	130	1:07.424	120	55.360	47	187	4	1:48.068	30.860	211	41.318	205	35.890	215	260
2	6:25.013	4:46.805	174	44.251	174	53.957	215	187	5	1:53.320	30.869	200	42.435	187	40.016	216	262
3	1:52.398	31.117	194	41.546	197	39.735	216	259	6		30.863	202	41.694	205			262
<b>36 Ace, USA / Walkenhorst, DEU / Henkola, FIN</b>									<b>theoretical besttime: 1:51.185</b>								
1	2:37.916	1:11.377	169	43.950	169	42.589	212	127	4	7:06.254	5:29.471	165	43.795	159	52.988	212	174
2	1:51.351	31.658	206	42.075	210	37.618	212	260	5	2:47.247	31.492	196	1:27.874	175	47.881	49	261
3	2:05.374	32.101	204	43.065	156	50.208	46	260									
<b>42 Fumanelli, ITA / Leventis, GBR / Williamson, GBR</b>									<b>theoretical besttime: 1:47.307</b>								
1	5:58.924	4:21.340	173	49.206	122	48.378	48	194	4	1:50.267	30.734	207	41.315	205	38.218	211	267
2	7:34.435	5:57.722	180	46.394	157	50.319	216	192	5	1:50.813	31.194	204	41.247	201	38.372	215	265
3	1:47.439	30.866	207	40.978	198	35.595	216	266	6		30.980	206	41.484	198			267





# Blancpain GT Series Endurance Cup

## Sector List Qualifying 3

Provisional



Barcelona, Length: 4655m  
Air temperature: 20.21°C  
Track temperature: 18.39°C  
Weather condition: Wet

Sunday, October 01, 2017 9:54:00

Lap	Time	SE1	SP1	SE2	SP2	SE3	SP3	TSP	Lap	Time	SE1	SP1	SE2	SP2	SE3	SP3	TSP
<b>43 Tordoff, GBR / Kane, GBR / Barnicoat, GBR</b>									<b>theoretical besttime: 1:47.638</b>								
1	2:19.904	57.649	171	42.792	184	39.463	215	164	5	1:48.085	30.960	204	41.146	201	35.979	214	265
2	1:54.221	31.621	195	41.329	191	41.271	48	264	6	1:48.722	31.226	204	41.599	194	35.897	213	266
3	10:41.305	9:02.068	156	45.491	145	53.746	217	192	7	1:48.662	31.049	207	41.487	205	36.126	213	264
4	1:49.111	31.037	200	40.781	210	37.293	217	264									

<b>48 Heyer, DEU / Assenheimer, DEU / Dontje, NLD</b>									<b>theoretical besttime: 1:47.263</b>								
1	2:53.354	1:17.524	148	45.543	172	50.287	212	172	5	1:49.999	31.036	203	41.285	197	37.678	218	257
2	1:48.431	31.568	194	41.221	197	35.642	217	258	6	1:47.263	30.691	213	41.088	205	35.484	217	260
3	2:06.974	31.281	199	44.453	157	51.240	48	261	7	1:54.803	30.926	207	44.596	182	39.281	215	262
4	7:14.321	5:35.380	165	46.315	150	52.626	214	103	8		30.871	207	41.550	205			258

<b>50 Lathouras, THA / Rugolo, ITA / Pier Guidi, ITA</b>									<b>theoretical besttime: 1:47.602</b>								
1	3:34.550	2:03.160	183	48.004	192	43.386	212	189	5	1:50.107	31.580	194	42.308	210	36.219	218	260
2	1:48.139	31.105	209	41.247	216	35.787	217	257	6	1:47.702	30.711	207	41.235	213	35.756	216	260
3	2:39.831	40.426	88	1:01.836	103	57.569	49	260	7	1:48.280	30.611	213	41.794	208	35.875	216	261
4	6:44.866	5:11.815	186	42.322	175	50.729	216	136	8		30.815	212	41.672	207			260

<b>51 Motoaki, JPN / Bontempelli, ITA / Beretta, MCO</b>									<b>theoretical besttime: 1:48.133</b>								
1	2:48.403	1:16.349	167	45.402	195	46.652	210	177	5	1:48.238	31.195	211	41.372	209	35.671	218	258
2	1:49.225	31.694	207	41.603	213	35.928	220	258	6	1:49.543	31.096	206	41.772	214	36.675	219	260
3	2:07.040	31.264	208	44.204	135	51.572	49	260	7	1:54.491	31.090	213	42.693	144	40.708	214	259
4	6:43.550	5:10.354	193	42.937	168	50.259	218	184	8	1:49.866	31.190	210	41.904	210	36.772	216	260

<b>53 Hommerson, NLD / Machiels, BEL / Bertolini, ITA</b>									<b>theoretical besttime: 1:48.134</b>								
1	3:04.153	1:30.347	138	45.797	170	48.009	214	160	5	1:48.134	30.908	214	41.360	213	35.866	217	259
2	1:49.920	31.680	205	41.490	206	36.750	217	262	6	1:50.266	31.581	200	42.549	210	36.136	210	262
3	2:11.368	30.991	213	46.684	120	53.693	46	262	7	1:54.436	31.200	212	41.915	213	41.321	213	258
4	6:53.649	5:16.330	183	47.055	173	50.264	216	118	8		30.995	213	42.429	193			260

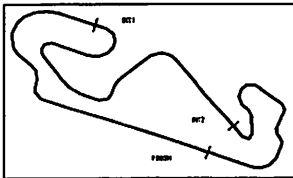
<b>55 Cioci, ITA / Fisichella, ITA / Calado, GBR</b>									<b>theoretical besttime: 1:47.299</b>								
1	3:31.371	2:04.292	169	44.692	198	42.387	215	188	5	1:47.383	30.757	204	41.155	209	35.471	217	259
2	1:49.672	32.091	182	41.789	203	35.792	212	259	6	1:51.679	30.673	197	41.902	170	39.104	216	261
3	2:39.367	39.940	96	1:03.137	120	56.290	48	258	7	1:54.136	30.865	209	44.558	140	38.713	215	259
4	6:52.052	5:14.862	167	43.073	157	54.117	218	177	8		30.950	203	42.133	184			259

<b>59 Watson, GBR / Schothorst, NLD / Jaafar, MYS</b>									<b>theoretical besttime: 1:48.026</b>								
1	2:47.021	1:13.212	159	45.643	169	48.166	215	125	5	1:49.672	31.114	207	41.658	206	36.900	214	265
2	1:49.021	31.731	187	41.650	198	35.640	215	264	6	1:58.825	33.692	172	42.524	176	42.609	210	264
3	2:05.287	31.256	196	43.938	129	50.093	48	265	7	1:48.613	31.000	207	41.386	206	36.227	215	264
4	8:25.259	6:52.440	178	43.297	164	49.522	214	166									

<b>63 Caldarelli, ITA / Engelhart, DEU / Bortolotti, ITA</b>									<b>theoretical besttime: 1:46.131</b>								
1	5:53.964	4:27.202	179	43.050	178	43.712	50	185	5	1:51.489	30.594	217	40.967	211	39.928	214	261
2	7:15.982	5:45.927	141	47.044	156	43.011	214	187	6	1:47.835	30.760	214	41.121	212	35.954	220	260
3	1:46.257	30.718	212	40.499	206	35.040	219	257	7		30.716	207	47.607	122			261
4	1:51.019	30.592	196	42.027	168	38.400	215	263									

<b>66 Cerqueda Diez, AND / Tutumlu, ESP / van Splunteren, NLD</b>									<b>theoretical besttime: 1:47.442</b>								
1	2:36.151	1:09.191	164	43.518	172	43.442	215	136	5	1:47.444	30.719	211	41.233	200	35.492	215	262
2	1:48.377	31.411	201	41.231	207	35.735	213	264	6	1:50.091	30.761	211	42.227	205	37.103	215	263
3	2:08.758	32.076	198	42.052	150	54.630	43	263	7	1:50.782	30.832	211	41.524	200	38.426	214	264
4	7:03.159	5:29.718	174	43.558	159	49.883	215	175	8		30.910	216	41.802	204			263





# Blancpain GT Series Endurance Cup

## Sector List Qualifying 3

Provisional



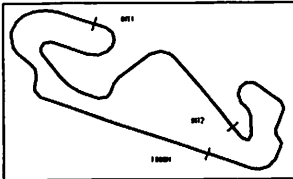
Barcelona, Length: 4655m  
Air temperature: 20.21°C  
Track temperature: 18.39°C  
Weather condition: Wet

Sunday, October 01, 2017 9:54:00



Lap	Time	SE1	SP1	SE2	SP2	SE3	SP3	TSP	Lap	Time	SE1	SP1	SE2	SP2	SE3	SP3	TSP
<b>72 Shaytar, RUS / Rigon, ITA / Molina, ESP</b>									<b>theoretical besttime: 1:47.221</b>								
1	3:01.152	1:29.224	143	45.931	179	45.997	216	127	5	1:47.297	30.747	208	41.205	206	35.345	217	260
2	1:47.979	31.264	199	41.129	201	35.586	213	260	6	1:53.369	30.824	209	41.440	205	41.105	215	260
3	2:08.488	31.380	202	47.627	124	49.481	49	260	7	1:48.249	30.937	209	41.428	209	35.884	215	264
4	8:47.832	7:20.077	172	49.360	165	38.395	218	182									
<b>75 Stippler, DEU / Cecon, ITA / Salaquarda, CZE</b>									<b>theoretical besttime: 1:48.075</b>								
1	14:45.101	13:12.787	179	42.949	142	49.365	219	125	4	1:51.951	30.637	214	43.122	152	38.192	218	269
2	1:50.886	31.286	198	41.956	170	37.644	219	267	5	1:48.366	30.719	213	41.564	201	36.083	217	267
3	1:48.525	31.087	209	41.406	208	36.032	216	267									
<b>77 Abbott, GBR / Kodric, CRO / Kujala, FIN</b>									<b>theoretical besttime: 1:47.424</b>								
1	7:13.568	5:37.655	134	48.057	175	47.856	44	113	4	1:52.800	30.664	213	42.587	186	39.549	218	267
2	7:40.108	6:03.253	129	46.799	118	50.056	216	140	5	1:49.852	31.249	206	42.069	196	36.534	215	267
3	1:47.424	30.664	213	41.221	201	35.539	217	266	6		30.859	209	44.500	163			267
<b>78 Machitski, RUS / Abra, GBR / Bleekemolen, NLD</b>									<b>theoretical besttime: 1:48.213</b>								
1	5:30.852	4:08.908	183	45.086	183	36.858	215	172	5	1:51.003	31.576	205	42.875	188	36.552	216	265
2	2:37.043	37.519	129	58.466	107	1:01.058	46	198	6	1:48.754	30.912	207	41.667	194	36.175	216	264
3	5:35.299	3:57.123	192	44.080	170	54.096	212	176	7		30.829	209	51.870	109			264
4	1:48.766	31.186	209	41.863	200	35.717	215	262									
<b>82 Roda, ITA / Ruberti, ITA / Dillmann, CHE</b>									<b>theoretical besttime: 1:47.636</b>								
1	3:43.314	2:16.611	170	47.341	148	39.362	210	188	5	1:47.794	30.865	211	41.342	209	35.587	219	262
2	1:49.673	31.516	201	41.481	199	36.676	212	262	6	1:53.792	30.707	210	42.656	170	40.429	214	265
3	2:36.720	38.018	148	56.820	119	1:01.882	40	210	7	1:48.740	30.871	211	41.831	208	36.038	215	262
4	6:53.410	5:22.713	189	43.337	170	47.360	214	149									
<b>84 Eriksson, SWE / Buhk, DEU / Perera, FRA</b>									<b>theoretical besttime: 1:46.694</b>								
1	2:35.463	1:08.737	172	43.398	176	43.328	215	134	5	1:46.723	30.484	212	40.715	209	35.524	219	260
2	1:47.867	31.321	208	40.951	199	35.595	215	260	6	1:51.308	30.455	208	43.716	187	37.137	217	263
3	2:01.730	31.210	213	41.529	182	48.991	49	261	7	1:49.835	30.564	218	42.038	187	37.233	217	262
4	8:15.392	6:44.690	188	43.228	156	47.474	216	128	8		30.810	213	41.738	196			260
<b>85 Sandström, SWE / Schiller, DEU / Baumann, AUT</b>									<b>theoretical besttime: 1:46.565</b>								
1	2:51.778	1:18.138	161	43.933	168	49.707	213	158	5	1:46.728	30.616	211	40.774	206	35.338	218	259
2	1:47.256	31.185	201	40.896	199	35.175	217	258	6	1:53.679	30.733	210	43.093	153	39.853	217	262
3	2:06.905	30.699	216	44.935	135	51.271	46	261	7		30.871	202	41.881	183			261
4	8:29.164	7:04.185	189	43.781	167	41.198	215	173									
<b>87 Ricci, BEL / Beaubelique, FRA / Gounon, FRA</b>									<b>theoretical besttime: 1:46.602</b>								
1	3:38.996	2:10.780	168	47.204	91	41.012	216	155	5	1:46.930	30.614	215	40.625	210	35.691	218	258
2	1:48.755	31.604	207	41.788	203	35.363	217	257	6	1:52.552	30.657	213	43.090	184	38.805	215	261
3	2:36.287	36.732	100	1:01.158	96	58.397	48	236	7	1:48.842	30.931	214	41.700	212	36.211	216	258
4	6:56.884	5:24.172	160	44.683	198	48.029	218	116									
<b>88 Vautier, FRA / Serralles, PUR / Juncadella, ESP</b>									<b>theoretical besttime: 1:46.493</b>								
1	13:17.410	11:45.599	188	47.003	189	44.808	217	181	4	1:51.864	30.502	216	40.974	208	40.388	216	258
2	1:46.493	30.500	214	40.601	205	35.392	217	255	5		31.132	190	45.438	173			259
3	1:51.235	31.468	201	42.027	170	37.740	215	259									
<b>89 Badey, FRA / Perfetti, CHE / Bastian, DEU</b>									<b>theoretical besttime: 1:47.082</b>								
1	2:44.207	1:13.378	171	42.432	181	48.397	215	133	4	7:59.861	6:26.352	149	44.813	146	48.696	215	191
2	1:48.083	31.533	201	40.697	211	35.853	217	257	5	1:48.421	30.564	219	40.665	208	37.192	215	257
3	2:04.563	31.118	202	44.523	150	48.922	48	261	6	1:56.486	31.024	206	41.429	204	44.033	48	257





# Blancpain GT Series Endurance Cup

## Sector List Qualifying 3

Provisional



Barcelona, Length: 4655m  
 Air temperature: 20.21°C  
 Track temperature: 18.39°C  
 Weather condition: Wet

Sunday, October 01, 2017 9:54:00

Lap	Time	SE1	SP1	SE2	SP2	SE3	SP3	TSP	Lap	Time	SE1	SP1	SE2	SP2	SE3	SP3	TSP
<b>90 Meadows, GBR / Mortara, CHE / Marciello, ITA</b>									<b>theoretical besttime: 1:46.501</b>								
1	3:12.390	1:51.765	168	43.046	181	37.579	215	182	5	1:52.367	<b>30.384</b>	<b>213</b>	41.100	193	40.883	218	258
2	<b>1:47.034</b>	30.917	206	<b>40.731</b>	208	<b>35.386</b>	<b>218</b>	258	6	1:47.044	30.423	213	40.876	211	35.745	217	260
3	2:08.701	31.466	189	46.338	132	50.897	49	260	7	1:56.385	30.496	211	42.472	152	43.417	47	<b>262</b>
4	7:19.039	5:53.952	179	44.719	149	40.368	214	185									

<b>97 Yoluc, GBR / Al Harthy, OMA / Adam, GBR</b>									<b>theoretical besttime: 1:47.132</b>								
1	3:24.586	1:59.572	183	42.953	195	42.061	216	169	5	<b>1:47.132</b>	<b>30.334</b>	<b>208</b>	<b>40.954</b>	<b>200</b>	<b>35.844</b>	<b>218</b>	267
2	1:49.387	31.371	<b>213</b>	41.654	197	36.362	217	266	6	1:53.251	30.842	203	43.954	167	38.455	217	<b>270</b>
3	2:25.755	33.545	151	57.187	148	55.023	45	268	7	2:00.395	30.860	208	44.040	148	45.495	48	267
4	7:03.688	5:31.578	191	42.549	175	49.561	<b>218</b>	121									

<b>98 Paltala, FIN / Spengler, CAN / Blomqvist, GBR</b>									<b>theoretical besttime: 1:47.962</b>								
1	3:10.068	1:37.964	162	45.685	155	46.419	211	184	5	1:48.835	30.879	209	<b>41.362</b>	<b>203</b>	36.594	217	258
2	<b>1:48.729</b>	31.568	195	41.439	195	<b>35.722</b>	216	257	6	1:54.377	<b>30.878</b>	<b>211</b>	42.916	177	40.583	213	<b>261</b>
3	2:07.676	31.227	204	45.339	136	51.110	44	260	7	1:49.441	31.125	200	41.948	195	36.368	214	260
4	7:43.826	6:07.406	180	43.742	176	52.678	214	142	8		31.169	199	42.152	204			<b>260</b>

<b>99 Martin, BEL / Eng, AUT / Sims, GBR</b>									<b>theoretical besttime: 1:47.780</b>								
1	2:33.070	1:10.678	164	43.908	168	38.484	214	122	4	9:59.474	8:31.012	173	44.249	160	44.213	214	177
2	1:48.276	31.338	198	41.324	193	<b>35.614</b>	<b>215</b>	258	5	<b>1:47.867</b>	30.970	211	<b>41.228</b>	<b>208</b>	35.669	215	259
3	2:01.351	31.388	206	41.841	194	48.122	50	<b>260</b>	6	1:54.287	<b>30.938</b>	<b>210</b>	41.511	199	41.838	50	260

<b>114 Hirschi, CHE / Seefried, AUT / Klien, AUT</b>									<b>theoretical besttime: 1:46.926</b>								
1	13:35.111	12:00.009	162	43.726	155	51.376	217	181	4	1:50.543	30.936	205	41.624	195	37.983	221	266
2	<b>1:47.278</b>	30.853	204	<b>40.916</b>	<b>198</b>	<b>35.509</b>	220	262	5	1:48.942	30.803	207	41.737	198	36.402	217	<b>266</b>
3	1:50.104	<b>30.501</b>	203	41.437	175	38.166	217	265									

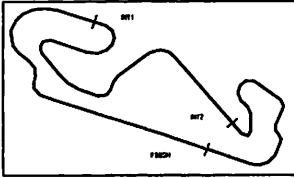
<b>333 Mattschull, DEU / Salikhov, RUS / Keilwitz, DEU</b>									<b>theoretical besttime: 1:46.941</b>								
1	2:06.121	42.683	185	42.612	177	40.826	214	188	6	2:02.160	32.251	179	50.380	148	39.529	215	258
2	1:47.503	31.218	208	41.041	204	<b>35.244</b>	216	258	7	1:49.097	30.719	213	41.391	205	36.987	217	258
3	<b>1:47.438</b>	31.017	213	<b>41.018</b>	202	35.403	210	259	8	1:47.484	<b>30.679</b>	<b>216</b>	41.228	203	35.577	218	260
4	2:35.170	38.117	170	53.687	104	1:03.366	45	195	9	1:48.252	31.127	213	41.548	206	35.577	218	<b>262</b>
5	5:32.218	4:02.084	190	43.907	184	46.227	214	120									

<b>488 Ehret, DEU / Mastronardi, ITA</b>									<b>theoretical besttime: 1:48.429</b>								
1	2:30.143	57.331	178	51.108	179	41.704	212	160	5	1:59.649	32.058	191	46.530	167	41.061	210	258
2	<b>1:48.844</b>	31.287	206	<b>41.544</b>	206	<b>36.013</b>	210	<b>259</b>	6	1:51.352	31.274	212	41.830	213	38.248	211	257
3	2:12.898	31.508	210	47.515	138	53.875	40	258	7	1:55.433	31.195	216	41.979	203	42.259	212	258
4	7:23.838	5:49.478	190	43.286	178	51.074	<b>213</b>	117	8	1:49.676	<b>30.872</b>	<b>215</b>	41.863	208	36.941	211	258

<b>777 Brauner, DEU / Rostan, FRA / Delhez, BEL</b>									<b>theoretical besttime: 1:51.413</b>								
1	3:14.740	1:46.654	172	46.925	177	41.161	205	183	5	1:52.288	31.838	202	42.697	201	37.753	213	260
2	1:57.150	34.048	175	44.865	192	38.237	208	259	6	<b>1:52.098</b>	32.208	207	<b>42.484</b>	<b>195</b>	<b>37.406</b>	<b>212</b>	259
3	2:26.614	33.971	142	55.928	146	56.715	48	260	7	1:53.608	<b>31.523</b>	<b>206</b>	42.789	184	39.296	211	<b>262</b>
4	5:33.038	4:02.694	156	47.221	165	43.123	212	190	8	1:52.160	31.654	198	42.985	179	37.521	210	259

<b>888 Zanuttini, ITA / Duyver, GBR / Perel, ZAF</b>									<b>theoretical besttime: 1:48.127</b>								
1	2:59.272	1:19.335	158	46.024	145	53.913	208	178	5	1:52.537	31.309	200	42.925	183	38.303	215	259
2	1:49.070	31.902	193	<b>41.510</b>	198	<b>35.658</b>	210	257	6	<b>1:48.235</b>	<b>30.959</b>	<b>213</b>	41.545	201	35.731	212	258
3	2:13.455	31.140	203	50.217	120	52.098	46	260	7	1:54.508	31.454	208	41.545	208	41.509	212	258
4	6:48.818	5:18.162	183	43.335	151	47.321	213	114	8		31.857	207	42.731	155			<b>261</b>





# Blancpain GT Series Endurance Cup

## Sector List Qualifying 3

Provisional



Barcelona, Length: 4655m  
 Air temperature: 20.21°C  
 Track temperature: 18.39°C  
 Weather condition: Wet

Sunday, October 01, 2017 9:54:00

Lap	Time	SE1	SP1	SE2	SP2	SE3	SP3	TSP	Lap	Time	SE1	SP1	SE2	SP2	SE3	SP3	TSP
<b>911</b> Häring, DEU / Renauer, DEU / Renauer, DEU									<b>theoretical besttime: 1:47.457</b>								
1	6:07.856	4:36.954	185	42.523	191	48.379	47	190	4	1:51.581	30.961	208	43.513	121	37.107	218	264
2	7:02.954	5:32.772	168	47.351	180	42.831	216	184	5	1:52.748	31.138	213	41.544	196	40.066	218	265
3	<b>1:47.457</b>	<b>30.809</b>	211	<b>41.102</b>	205	<b>35.546</b>	217	262	6	1:49.047	30.893	214	41.710	211	36.444	217	264

