

Blancpain GT Series Sprint Cup

Sector List Qualifying 2

Provisional



Hungaroring, Length: 4381m
Air temperature: 30.35°C
Track temperature: 43.36°C
Weather condition: Dry

Saturday, August 26, 2017 10:02:00

Lap	Time	SE1	SP1	SE2	SP2	SE3	SP3	TSP	Lap	Time	SE1	SP1	SE2	SP2	SE3	SP3	TSP
1 Ide, BEL / Mies, DEU									theoretical besttime: 1:42.612								
1	2:11.943	56.242	170	42.788	168	32.913	184		5	1:42.612	36.479	222	37.576	177	28.557	190	231
2	1:47.214	38.197	219	38.691	177	30.326	188	231	6	1:42.923	36.527	223	37.690	177	28.706	189	231
3	1:46.824	36.681	224	37.808	171	32.335	48	230	7	1:49.966	36.507	222	37.861	176	35.598	47	231
4	2:29.375	1:22.356	217	38.451	179	28.568	190										

2 Winkelhock, DEU / Stevens, GBR									theoretical besttime: 1:43.003								
1	2:11.754	55.962	172	42.861	171	32.931	187		5	1:42.811	36.565	224	37.776	176	28.479	188	233
2	1:50.423	37.611	219	38.887	177	33.925	48	232	5	1:43.003	36.636	224	37.779	177	28.588	189	232
3	2:34.445	1:22.675	213	40.457	176	31.313	189		6	1:51.103	36.781	222	38.929	175	35.393	48	232
4	1:43.329	36.743	223	37.939	178	28.647	190	232									

3 Schothorst, NLD / Dennis, GBR									theoretical besttime: 1:42.745								
1	2:30.530	58.947	201	45.210	162	46.373	184		3	1:42.854	36.606	222	37.566	177	28.682	188	230
2	1:43.268	37.001	221	37.694	178	28.573	188	228	4	1:54.914	37.168	199	40.676	166	37.070	48	230

5 Fässler, CHE / Vanthoor, BEL									theoretical besttime: 1:42.511								
1	2:35.983	1:09.329	202	45.262	141	41.392	187		3	1:47.691	36.613	224	38.292	174	32.786	47	232
2	1:43.436	37.167	223	37.765	176	29.594	190	230	4	2:37.449	1:29.185	217	38.600	178	29.664	190	
2	1:42.714	36.478	224	37.649	175	29.587	189	232	5	1:42.537	36.442	225	37.486	175	28.609	189	232
2	1:42.623	36.416	225	37.589	175	28.618	189	232	6	1:48.384	36.438	225	37.927	173	34.019	48	233

7 Kane, GBR / Abril, MCO									theoretical besttime: 1:42.717								
1	2:27.181	57.837	200	43.798	112	45.546	191		5	2:41.603	1:26.819	216	44.647	178	30.137	193	
2	1:43.217	36.767	226	37.846	178	28.604	193	235	6	1:42.972	36.496	228	37.880	180	28.596	194	235
3	1:43.171	36.690	227	37.799	178	28.682	193	236	7	1:55.255	38.744	192	44.723	158	31.788	193	238
4	1:47.953	36.500	227	38.027	177	33.426	49	236	8	1:42.876	36.322	226	37.858	177	28.696	192	237

8 Soulet, BEL / Soucek, ESP									theoretical besttime: 1:42.617								
1	2:12.098	56.564	165	42.681	173	32.853	191		4	1:49.591	36.510	226	39.582	162	33.499	49	236
2	1:50.938	37.458	204	39.014	175	34.466	49	235	5	2:36.864	1:27.258	219	39.683	160	29.923	193	
3	2:35.233	1:25.721	200	40.219	176	29.293	194		6	1:42.617	36.489	226	37.581	181	28.547	192	236
4	1:42.696	36.476	226	37.547	182	29.674	192	236	7	1:52.496	36.562	226	37.655	181	38.279	49	236

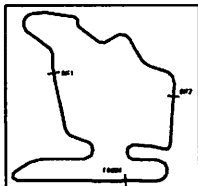
17 Leonard, GBR / Frijns, NLD									theoretical besttime: 1:42.777								
1	3:21.515	2:01.233	200	40.246	175	40.036	189		4	1:42.375	36.417	224	37.476	172	28.482	190	233
2	1:42.918	36.556	224	37.576	177	28.786	189	231	4	1:50.894	36.833	221	39.338	172	34.723	47	233
3	1:46.163	36.415	225	38.445	137	31.303	190	233									

19 Giammaria, ITA / Perez Companc, ARG									theoretical besttime: 1:43.386								
1	3:26.443	2:14.643	209	40.738	173	31.062	188		4	3:36.746	2:26.524	194	40.534	174	29.688	190	
2	1:44.480	36.825	222	38.759	177	28.896	186	230	5	1:43.540	36.644	222	37.939	175	28.957	189	231
3	3:34.843	36.633	222	1:11.715	45	1:46.495	27	230	6	1:44.974	36.551	223	38.613	174	29.810	184	231

26 Monti, FRA / Haase, DEU									theoretical besttime: 1:42.603								
1	3:11.725	1:48.938	198	40.057	174	42.730	185		5	2:41.986	1:31.719	209	39.069	177	31.198	190	
2	1:43.370	36.769	221	37.841	177	28.760	189	229	6	1:42.754	36.579	224	37.413	179	28.762	188	231
3	1:46.402	36.667	221	37.861	177	31.874	185	231	7	1:49.158	36.430	224	37.807	175	34.921	48	231
4	1:52.684	36.824	222	41.008	92	34.852	48	229									

27 Pohler, DEU / Crestani, ITA									theoretical besttime: 1:43.576								
1	3:29.012	2:06.637	210	38.959	177	43.416	188		4	1:43.576	36.900	221	37.956	176	28.720	188	231
2	1:44.227	37.318	224	38.067	176	29.842	187	229	5	1:49.455	36.981	223	40.009	136	32.465	188	231
2	1:52.284	37.152	221	41.914	173	33.218	48	230	6	1:44.098	36.930	222	38.128	178	29.040	183	231
3	3:26.193	2:15.152	212	39.135	174	31.906	188										





Blancpain GT Series Sprint Cup

Sector List Qualifying 2

Provisional



Hungaroring, Length: 4381m
Air temperature: 30.35°C
Track temperature: 43.36°C
Weather condition: Dry

Saturday, August 26, 2017 10:02:00

Lap	Time	SE1	SP1	SE2	SP2	SE3	SP3	TSP	Lap	Time	SE1	SP1	SE2	SP2	SE3	SP3	TSP
39 Bhirombhakdi, THA / Van Dam, NLD									theoretical besttime: 1:42.962								
1	3:03.373	1:38.460	186	44.760	174	40.153	189		5	1:48.453	36.903	216	38.389	177	33.161	48	232
2	1:45.065	36.999	220	39.121	152	28.945	189	228	6	2:38.186	1:30.284	210	39.169	178	28.733	190	
3	1:44.641	36.795	220	37.986	178	29.860	191	231	7	1:42.962	36.596	223	37.689	179	28.677	190	230
4	1:43.375	36.649	224	38.024	177	28.702	191	231	8	1:50.331	36.600	221	38.475	175	35.256	49	231

42 Kodric, CRO / Williamson, GBR									theoretical besttime: 1:43.239								
1	6:55.881	5:45.084	203	39.964	174	30.833	189		4	1:43.409	36.779	222	37.832	176	28.798	188	230
2	1:43.373	36.853	222	37.805	178	28.715	188	231	5	1:48.599	36.846	221	38.263	172	33.490	189	232
3	1:48.020	36.758	219	37.853	177	33.409	187	231	6	1:49.791	36.719	220	38.047	174	35.025	49	232

55 Case, ITA / Quaife, GBR									theoretical besttime: 1:43.248								
1	2:47.825	1:27.817	189	44.430	115	35.578	189		5	3:56.636	2:44.229	216	41.664	180	30.743	189	
2	1:44.305	37.029	223	38.223	173	29.053	188	232	6	1:43.881	36.888	224	37.767	176	29.226	190	232
3	1:44.697	37.058	222	38.295	172	29.344	189	232	7	1:43.253	36.688	225	37.772	178	28.793	188	232
4	1:50.368	36.899	225	38.376	167	35.093	49	232									

58 Barnicoat, GBR / Parente, PRT									theoretical besttime: 1:43.217								
1	2:31.926	1:04.973	208	42.781	176	44.172	189		4	1:43.217	36.470	223	37.872	179	28.875	191	231
2	1:47.522	36.754	219	38.218	178	32.550	49	231	5	1:49.231	39.087	198	40.990	173	29.154	191	232
3	3:35.656	2:25.430	208	39.766	176	30.460	191		6	1:42.986	36.396	224	37.748	178	28.872	190	232
4	1:43.304	36.632	222	37.655	178	29.947	194	234	6	1:53.754	37.970	196	40.808	161	34.976	49	232

59 Bell, GBR / Watson, GBR									theoretical besttime: 1:43.489								
1	2:21.639	59.488	205	41.923	158	40.228	187		5	1:43.665	36.733	222	38.095	177	28.837	189	230
2	1:48.961	37.018	221	38.319	175	33.624	49	229	6	1:43.571	36.646	219	38.051	172	28.874	189	232
3	4:57.526	3:47.876	196	39.506	174	30.144	189		7	1:59.799	36.766	222	47.076	165	35.957	49	231
4	1:43.767	36.787	221	38.188	177	28.792	189	230									

63 Engelhart, DEU / Bortolotti, ITA									theoretical besttime: 1:42.410								
1	3:35.699	2:24.486	202	40.436	179	30.777	187		5	2:04.929	48.840	104	43.435	165	32.654	183	232
2	1:42.919	36.752	222	37.799	178	28.368	189	227	6	1:51.077	39.094	202	40.090	174	31.893	185	227
3	1:48.068	36.699	220	39.739	147	31.630	190	231	7	1:56.048	41.003	198	40.490	176	34.555	49	231
4	1:42.488	36.529	223	37.513	178	28.446	189	229									

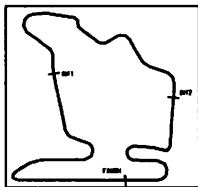
66 Zöchling, DEU / Van Splunteren, NLD									theoretical besttime: 1:43.857								
1	4:28.684	3:18.478	211	40.870	172	29.336	187		4	1:44.186	36.849	223	38.310	177	29.027	187	231
2	1:44.069	36.969	223	38.234	177	28.866	188	230	5	1:44.357	36.746	224	38.484	178	29.127	186	234
3	1:43.956	36.757	224	38.273	176	28.926	188	231	5	1:58.726	40.157	190	40.910	170	37.659	48	230

67 Bachler, AUT / Estre, FRA									theoretical besttime: 1:43.274								
1	3:17.617	1:57.186	200	40.473	170	39.958	189		5	4:30.967	3:18.928	214	38.445	179	33.594	191	
2	1:43.773	36.706	225	38.360	170	28.707	192	234	6	1:43.388	36.478	225	38.203	171	28.707	190	235
3	1:43.524	36.364	226	38.217	177	28.943	189	236	7	1:49.550	36.411	226	38.514	175	34.625	49	235
4	1:50.359	38.141	213	38.812	173	33.406	50	235									

74 Stippler, DEU / Ceccon, ITA									theoretical besttime: 1:43.410								
1	6:44.318	5:34.479	189	40.697	172	29.142	189		4	1:46.510	36.822	223	37.969	177	31.719	188	232
2	1:44.076	37.119	220	38.205	180	28.752	190	233	5	1:57.817	36.802	224	39.526	130	41.489	190	232
3	1:43.419	36.689	223	37.969	178	28.761	188	233	6	1:43.786	36.781	225	38.196	179	28.809	190	233

75 Schmid, AUT / Salaquarda, CZE									theoretical besttime: 1:43.196								
1	7:43.996	6:27.513	174	43.379	172	33.104	189		4	1:44.025	36.707	225	38.479	175	28.839	190	233
2	1:43.647	36.866	222	38.183	176	28.598	191	232	4	1:43.989	36.497	226	38.420	177	29.072	190	234
3	1:43.418	36.646	225	38.101	177	28.671	189	233	5	1:50.409	36.535	225	38.618	176	35.256	48	234





Blancpain GT Series Sprint Cup

Sector List Qualifying 2

Provisional



Hungaroring, Length: 4381m
Air temperature: 30.35°C
Track temperature: 43.36°C
Weather condition: Dry

Saturday, August 26, 2017 10:02:00

Lap	Time	SE1	SP1	SE2	SP2	SE3	SP3	TSP	Lap	Time	SE1	SP1	SE2	SP2	SE3	SP3	TSP
84 Perera, FRA / Buhk, DEU									theoretical besttime: 1:42.659								
1	2:54.026	1:24.319	181	44.187	141	45.520	189		5	3:56.486	2:47.597	213	39.399	176	29.490	190	
2	1:43.667	36.786	220	38.002	178	28.879	190	229	6	1:46.120	36.605	223	38.261	167	31.254	191	231
3	1:43.293	36.558	222	37.937	172	28.798	190	231	7	1:42.659	36.449	224	37.596	177	28.614	190	232
4	1:48.032	36.577	223	37.800	177	33.655	47	231									

85 Szymkowiak, NLD / Schiller, DEU									theoretical besttime: 1:43.185								
1	2:42.431	1:17.408	188	44.356	160	40.667	188		5	3:52.899	2:43.957	200	40.028	175	28.914	191	
2	1:43.783	37.081	221	38.057	177	28.645	189	229	6	1:44.421	36.763	222	38.350	173	29.308	189	231
3	1:43.356	36.550	222	38.050	175	28.756	189	230	7	1:43.467	36.716	222	37.990	177	28.761	190	230
4	1:50.989	37.787	198	39.840	176	33.362	49	230									

86 Baumann, AUT / Eriksson, SWE									theoretical besttime: 1:43.093								
1	2:45.845	1:18.485	186	43.982	149	43.378	188		5	3:14.609	2:04.175	211	39.588	173	30.846	189	
2	1:45.627	37.402	221	38.709	172	29.516	189	228	6	1:43.457	36.742	222	37.962	172	28.793	190	230
3	1:43.958	37.063	220	37.973	176	28.922	187	230	6	1:43.136	36.723	223	37.651	177	28.762	188	230
4	1:49.125	36.843	223	37.926	177	34.356	49	229	7	1:43.241	36.680	222	37.762	174	28.799	190	229

87 Beaubelique, FRA / Gounon, FRA									theoretical besttime: 1:42.647								
1	2:10.602	55.271	183	42.518	172	32.813	187		3	3:19.330	2:05.614	177	42.193	175	31.523	190	
2	1:43.873	37.034	220	37.986	179	28.866	188	227	4	1:43.067	36.767	221	37.706	180	28.594	190	229
2	1:43.339	36.706	222	37.674	179	28.959	189	229	5	1:42.816	36.550	222	37.551	179	28.715	189	231
3	1:47.170	36.674	224	37.684	178	32.848	48	229	6	1:42.759	36.545	222	37.508	179	28.706	189	230

88 Serralles, PUR / Juncadella, ESP									theoretical besttime: 1:42.728								
1	2:02.223	50.800	205	41.082	176	30.341	189		4	3:19.387	2:03.832	204	39.845	178	35.710	191	
2	1:43.379	36.926	220	37.725	182	28.728	190	229	5	1:45.609	36.520	224	38.715	177	30.374	191	230
2	1:43.100	36.700	222	37.533	181	28.867	190	230	6	1:48.204	36.516	222	37.703	180	33.985	191	231
3	1:52.144	37.367	212	41.104	170	33.673	48	231	7	1:43.083	36.411	223	37.888	180	28.784	191	231

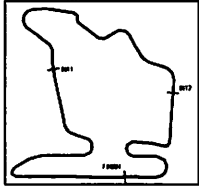
89 Bourret, FRA / Belloc, FRA									theoretical besttime: 1:43.388								
1	1:55.470	45.028	206	39.921	168	30.521	187		5	3:00.401	1:51.069	216	38.871	175	30.461	190	
2	1:44.522	37.532	219	38.366	178	28.624	189	226	6	1:44.423	36.930	221	38.814	179	28.679	189	230
3	1:43.922	36.894	221	38.169	176	28.859	188	228	7	1:43.456	36.757	222	38.016	176	28.683	188	229
4	1:52.408	36.822	221	38.615	175	36.971	48	229	8	1:43.602	36.748	222	38.053	175	28.801	188	228

90 Meadows, GBR / Marciello, ITA									theoretical besttime: 1:42.695								
1	1:54.543	44.059	207	40.136	171	30.348	187		5	3:04.160	1:54.351	216	39.132	181	30.677	189	
2	1:43.668	37.066	220	37.983	180	28.619	188	226	6	1:42.736	36.698	223	37.474	183	28.564	189	228
3	1:43.190	36.657	222	37.878	178	28.655	189	228	7	1:57.419	37.358	213	45.181	176	34.880	48	229
4	1:50.710	36.678	222	38.860	160	35.172	48	229									

98 Paltala, FIN / Eng, AUT									theoretical besttime: 1:43.023								
1	2:58.088	1:39.705	212	39.821	144	38.562	189		5	3:18.856	2:08.649	212	39.019	155	31.188	191	
2	1:43.206	36.656	224	37.827	176	28.723	191	232	6	1:43.099	36.623	224	37.766	174	28.844	194	232
3	1:43.055	36.565	223	37.735	175	28.755	191	233	6	1:51.414	36.598	224	37.849	176	36.964	60	232
4	1:50.101	37.240	213	39.041	174	33.820	50	233									

333 Mattschull, DEU / Keilwitz, DEU									theoretical besttime: 1:42.506								
1	2:05.362	52.482	206	40.098	155	32.782	188		5	1:42.922	36.471	223	37.784	180	28.667	188	230
2	1:42.922	36.865	221	37.574	181	28.483	189	230	6	1:46.875	37.500	202	40.241	177	29.134	189	230
3	1:42.768	36.467	223	37.556	173	28.745	189	231	7	1:50.628	36.516	223	38.971	177	35.141	49	231
4	1:45.110	36.543	223	38.848	171	29.719	189	231									





Blancpain GT Series Sprint Cup

Sector List Qualifying 2

Provisional



Hungaroring, Length: 4381m
 Air temperature: 30.35°C
 Track temperature: 43.36°C
 Weather condition: Dry

Saturday, August 26, 2017 10:02:00

Lap	Time	SE1	SP1	SE2	SP2	SE3	SP3	TSP	Lap	Time	SE1	SP1	SE2	SP2	SE3	SP3	TSP
888	Earle, USA / Perel, ZAF								theoretical besttime: 1:43.065								
1	2:11.417	55.784	177	42.206	174	33.427	191		5	3:07.300	1:54.863	202	39.691	179	32.746	192	
2	1:44.148	36.967	219	38.336	180	28.845	193	236	6	1:43.275	36.705	223	37.772	180	28.798	192	236
3	1:43.400	36.495	220	38.102	175	28.803	192	238	7	1:48.383	36.644	219	38.042	176	33.697	50	237
4	1:48.379	36.527	221	38.312	175	33.540	48	237									

