

Blancpain GT Series Sprint Cup

Sector List Qualifying 2

Provisional

Circuit Zolder, Length: 4000m

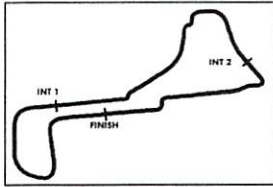
Air temperature: 23.27°C

Track temperature: 25.56°C

Weather condition: Dry

Saturday, June 03, 2017 9:45:00

Lap	Time	SE1	SP1	SE2	SP2	SE3	SP3	TSP	Lap	Time	SE1	SP1	SE2	SP2	SE3	SP3	TSP
1 Ide, BEL / Mies, DEU									theoretical besttime: 1:29.949								
1	6:47.893	5:40.862	197	34.409	209	32.622	202		5	1:30.281	28.830	199	33.085	209	28.366	200	
2	1:30.122	28.719	198	32.999	210	28.404	202		6	1:30.107	28.584	200	33.075	209	28.448	201	
3	1:34.214	28.753	199	33.128	211	32.333	203		7	2:08.606	34.858	147	44.197	147	49.551	49	
4	1:43.712	28.782	200	37.175	193	37.755	203										
2 Winkelhock, DEU / Stevens, GBR									theoretical besttime: 1:30.053								
1	2:10.049	55.376	192	36.654	204	38.019	202		5	1:30.342	28.746	199	33.305	209	28.291	204	
2	1:42.360	29.460	198	33.945	208	38.955	49		6	1:33.065	29.179	199	34.593	208	29.293	204	
3	2:28.113	1:17.395	196	36.709	207	34.009	202		7	1:30.153	28.682	200	33.164	210	28.307	204	
4	4:34.544	28.589	202	33.399	209	32.523	203		8	2:06.319	29.481	198	42.862	106	53.976	49	
4	1:30.196	28.671	200	33.307	208	28.218	203										
3 Dennis, GBR / Schothorst, NLD									theoretical besttime: 1:29.584								
1	1:49.021	38.800	182	38.264	187	31.957	201		6	1:33.537	28.488	199	34.644	202	30.405	204	
2	1:30.429	28.826	194	33.282	210	28.321	201		7	1:34.769	28.420	199	33.036	210	33.313	192	
3	1:45.233	28.677	199	38.391	207	38.165	49		8	1:38.318	31.752	194	35.594	205	30.972	198	
4	2:37.052	1:29.709	196	35.053	167	32.290	202		9	2:04.131	28.815	198	42.285	118	53.031	46	
5	1:29.820	28.510	198	33.182	209	28.128	202										
5 Fässler, CHE / Vanthoor, BEL									theoretical besttime: 1:29.997								
1	2:08.575	54.461	189	36.054	177	38.060	202		4	1:30.380	28.800	199	32.951	210	28.629	201	
2	1:30.754	28.982	200	33.450	209	28.322	202		5	1:30.358	29.016	198	33.066	210	28.276	201	
3	1:30.234	28.825	199	33.163	210	28.246	201		6	1:42.583	28.860	199	33.131	210	40.592	48	
7 Abril, MCO / Kane, GBR									theoretical besttime: 1:30.070								
1	3:06.420	1:57.420	190	35.755	185	33.245	204		5	1:30.353	28.824	203	33.176	211	28.353	207	
2	1:42.256	29.281	202	33.864	210	39.111	48		6	1:39.994	30.516	157	39.373	210	30.105	207	
3	5:05.796	3:56.756	196	37.584	208	31.456	206		7	2:08.718	34.868	158	43.887	139	49.963	49	
4	1:30.243	28.731	200	33.349	211	28.163	206										
8 Soucek, ESP / Soulet, BEL									theoretical besttime: 1:30.279								
1	2:46.153	1:42.507	199	34.027	210	29.619	206		5	1:34.081	29.065	202	33.595	210	31.421	207	
2	1:30.727	29.008	201	33.334	212	28.385	204		6	1:30.416	28.765	202	33.129	213	28.522	206	
3	1:42.462	29.436	200	34.357	208	38.669	49		7	1:30.835	28.828	201	33.175	213	28.832	206	
4	3:47.806	2:43.993	178	35.156	211	28.657	206		8	1:57.690	32.231	169	41.232	171	44.227	49	
17 Leonard, GBR / Frijns, NLD									theoretical besttime: 1:29.508								
1	2:52.580	1:47.393	186	36.371	204	28.816	202		4	1:31.590	28.540	198	33.955	203	29.095	202	
2	1:29.865	28.626	200	32.975	209	28.264	202		5	1:29.508	28.506	198	32.911		28.091	202	
3	1:31.201	28.547	200	34.052	210	28.602	203		6	1:41.285	29.013	198	33.966	208	38.306	49	
19 Perez Companc, ARG / Siedler, AUT									theoretical besttime: 1:29.818								
1	3:12.437	2:07.792	188	35.443	208	29.202	203		5	1:30.286	28.644	199	32.963	211	28.679	204	
2	1:30.271	28.733	199	33.197	210	28.341	203		6	1:44.415	31.536	169	35.994	209	36.885	49	
3	1:35.043	28.679	199	33.745	207	32.619	204		7	2:25.513	1:22.562	193	34.646	209	28.305	203	
4	1:34.262	28.859	197	35.419	207	29.984	200		8	1:47.763	29.069	200	32.869	214	45.825	49	
26 Monti, FRA / Haase, DEU									theoretical besttime: 1:29.899								
1	2:39.109	1:31.930	193	34.339	166	32.840	204		4	1:38.183	28.754	200	34.656	136	34.773	203	
2	1:31.246	28.516	200	33.129	211	29.601	204		5	1:41.447	28.821	198	33.298	210	39.328	48	
3	1:29.971	28.588	200	33.005	211	28.378	198										



Blancpain GT Series Sprint Cup

Sector List Qualifying 2

Provisional



Circuit Zolder, Length: 4000m
 Air temperature: 23.27°C
 Track temperature: 25.56°C
 Weather condition: Dry

Saturday, June 03, 2017 9:45:00

Lap	Time	SE1	SP1	SE2	SP2	SE3	SP3	TSP	Lap	Time	SE1	SP1	SE2	SP2	SE3	SP3	TSP
27 Yacaman, COL / de Marco, ITA									theoretical besttime: 1:30.400								
1	2:41.489	1:35.673	189	34.810	203	31.006	198		5	1:31.405	29.095	196	33.436	208	28.874	211	
2	1:31.423	28.992	198	33.864	209	28.567	203		6	1:42.312	29.216	196	34.124	206	38.972	48	
3	2:17.730	29.043	200	33.135	208	1:15.552	200		7	2:36.286	1:33.063	194	34.536	205	28.687	200	
4	1:31.104	29.014	197	33.317	208	28.773	200		8	1:52.938	28.855	194	32.978	208	51.105	48	

39 Bhirombhakdi, THA / Van Dam, NLD									theoretical besttime: 1:29.462								
1	1:57.382	45.210	193	36.177	188	35.995	204		6	1:29.949	28.807	196	32.917	210	28.225	200	
2	1:30.494	28.937	198	33.316	209	28.241	204		7	1:29.579	28.590	197	32.867	210	28.122	203	
3	1:29.671	28.685	201	32.981	210	28.005	202		8	1:32.719	28.748	197	34.143	204	29.828	203	
4	1:43.011	29.064	196	34.200	204	39.747	49		9	1:56.788	32.210	185	40.868	150	43.710	49	
5	3:16.721	2:07.421	193	35.406	205	33.894	203										

42 Fumanelli, ITA / Williamson, GBR									theoretical besttime: 1:30.002								
1	6:22.848	5:10.819	163	38.577	208	33.452	204		3	1:44.728	37.094	194	38.186	204	29.448	206	
2	4:29.994	28.755	200	32.939	240	28.297	204		4	1:30.611	29.047	196	33.201	210	28.363	204	
2	4:30.465	28.829	199	33.084	240	28.252	207		5	2:04.027	28.943	198	41.317	141	53.767	45	
2	1:30.002	28.845	199	32.997	210	28.160	203										

43 Kane, GBR / Ledogar, FRA									theoretical besttime: 1:30.050								
1	2:12.910	55.622	194	38.404	143	38.884	204		5	1:30.050	28.792	200	32.761	211	28.497	204	
2	1:40.503	29.493	197	33.278	210	37.732	49		6	1:35.970	29.792	197	34.051	209	32.127	204	
3	3:52.208	2:48.987	200	33.714	209	29.507	207		7	1:33.688	29.142	197	33.976	203	30.570	206	
4	1:31.810	28.970	196	33.442	208	29.398	204		8	2:03.234	29.109	195	41.659	136	52.466	47	

55 Quaife, GBR / Case, ITA									theoretical besttime: 1:30.403								
1	2:53.617	1:49.544	195	34.880	207	29.193	204		5	2:48.908	1:42.924	192	36.621	195	29.363	203	
2	1:31.187	29.320	196	33.483	210	28.384	203		6	1:30.723	28.995	197	33.361	210	28.367	203	
3	1:31.340	29.056	199	33.707	209	28.577	202		7	1:30.586	28.920	198	33.116	211	28.550	202	
4	1:47.057	30.009	192	38.116	196	38.932	49		8	2:05.321	33.562	180	39.388	159	52.371	46	

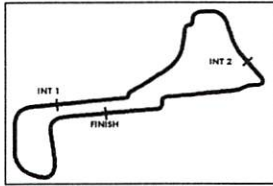
58 Barnicoat, GBR / Parente, PRT									theoretical besttime: 1:30.095								
1	7:44.589	6:40.022	194	35.312	206	29.255	204		3	1:33.019	29.755	195	34.788	206	28.476	206	
2	4:31.322	29.194	196	33.887	208	28.244	203		4	1:34.939	28.838	196	35.836	205	30.265	204	
2	1:30.095	28.789	198	32.859	210	28.447	203		5	2:02.170	29.283	195	42.084	129	50.803	49	

59 Bell, GBR / Watson, GBR									theoretical besttime: 1:30.050								
1	2:15.535	1:10.967	191	34.567	192	30.001	206		5	4:30.244	28.844	204	32.978	214	28.449	204	
2	1:41.368	29.044	198	33.862	208	38.462	49		5	1:30.050	28.765	200	32.985	210	28.300	201	
3	3:52.257	2:47.857	198	33.549	209	30.851	207		6	1:34.793	30.109	195	34.175	206	30.509	206	
4	1:30.943	28.773	195	33.148	209	29.022	203		7	2:02.885	29.059	200	42.901	127	50.925	49	

63 Engelhart, DEU / Bortolotti, ITA									theoretical besttime: 1:29.330								
1	3:10.520	2:04.117	194	35.222	208	31.181	202		4	2:40.934	1:37.087	198	34.104	208	29.743	203	
2	4:29.456	28.384	204	32.949	243	28.453	206		5	1:29.530	28.352	200	32.897	213	28.281	206	
2	1:36.043	28.695	199	34.290	203	33.058	207		6	1:29.687	28.513	201	33.093	212	28.081	207	
3	1:44.430	29.099	198	34.308	205	41.023	49		7	2:13.830	36.994	150	45.857	135	50.979	46	

66 Venturini, ITA / Mapelli, ITA									theoretical besttime: 1:29.900								
1	2:04.208	52.216	190	36.187	203	35.805	200		4	3:35.979	2:31.937	195	33.732	209	30.310	201	
2	4:31.558	29.364	180	33.569	209	28.628	204		5	1:33.971	28.710	199	33.045	210	32.216	202	
2	1:30.657	28.746	198	33.109	209	28.802	197		6	1:29.900	28.662	200	32.925	210	28.313	202	
3	1:40.117	28.693	198	33.392	210	38.032	49		7	1:45.260	29.190	186	35.944	205	40.126	48	





Blancpain GT Series Sprint Cup

Sector List Qualifying 2

Provisional

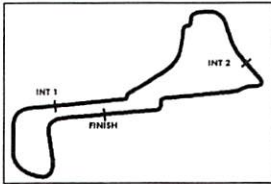


Circuit Zolder, Length: 4000m
 Air temperature: 23.27°C
 Track temperature: 25.56°C
 Weather condition: Dry

Saturday, June 03, 2017 9:45:00

Lap	Time	SE1	SP1	SE2	SP2	SE3	SP3	TSP	Lap	Time	SE1	SP1	SE2	SP2	SE3	SP3	TSP
67 Pohler, DEU / van Splunteren, NLD									theoretical besttime: 1:30.314								
1	2:18.093	1:07.320	149	37.764	176	33.009	201		6	1:39.352	28.809	198	33.228	209	37.315	48	
2	1:31.011	28.982	199	33.325	209	28.704	200		7	2:40.577	1:38.120	183	34.022	205	28.435	204	
3	1:30.446	28.795	199	33.266	209	28.385	201		8	1:31.144	28.701	198	33.468	209	28.975	202	
4	1:43.791	28.934	197	39.585	144	35.272	202		9	1:57.032	31.618	168	40.281	170	45.133	48	
5	1:31.197	28.841	199	33.811	208	28.545	202										
74 Ceccon, ITA / Stippler, DEU									theoretical besttime: 1:29.462								
1	2:29.186	1:10.893	174	46.141	125	32.152	200		5	2:26.169	1:20.501	195	33.797	208	31.871	160	
2	1:34.036	30.873	200	34.359	210	28.804	203		6	1:35.315	31.015	196	34.796	208	29.504	204	
3	1:31.731	28.405	192	34.280	203	29.046	203		7	1:29.542	28.485	200	32.753	213	28.304	204	
4	1:41.163	28.594	201	34.326	212	38.243	48		8	1:44.238	28.542	195	34.912	174	40.784	48	
75 Schmid, AUT / Salaquarda, CZE									theoretical besttime: 1:29.667								
1	7:37.476	6:30.442	169	36.705	208	30.329	202		4	1:29.803	28.459	203	33.173	211	28.171	203	
2	1:30.639	28.984	195	33.336	210	28.319	202		5	1:30.115	28.678	200	33.037	212	28.400	203	
3	1:35.371	29.907	195	35.709	205	29.755	206		6	1:57.356	28.720	200	37.964	161	50.672	46	
84 Perera, FRA / Buhk, DEU									theoretical besttime: 1:29.715								
1	1:42.377	37.342	188	35.940	206	29.095	200		6	1:29.938	28.377	197	33.110	212	28.451	202	
2	1:30.448	28.789	195	33.238	210	28.421	202		7	1:29.715	28.336	199	33.045	211	28.334	203	
3	1:37.451	28.810	198	33.766	209	34.875	201		8	1:35.439	28.645	187	35.367	193	31.427	202	
4	1:41.064	28.591	198	33.133	211	39.340	49		9	1:47.891	28.646	197	34.307	193	44.938	49	
5	2:33.307	1:25.334	196	35.092	182	32.881	203										
85 Schiller, DEU / Szymkowiak, NLD									theoretical besttime: 1:30.000								
1	1:44.712	38.208	190	37.615	205	28.889	203		6	2:42.276	1:34.680	173	36.551	205	31.045	202	
2	1:30.550	28.751	193	33.441	211	28.358	203		7	1:39.582	28.734	198	41.405	144	29.443	204	
3	1:35.968	28.828	200	33.368	209	33.772	203		8	1:30.527	28.567	199	33.075	213	28.885	201	
4	1:32.670	28.700	199	33.287	211	30.683	202		9	2:06.158	29.320	181	43.689	104	53.149	49	
5	1:41.044	28.861	197	34.240	207	37.943	49										
86 Baumann, AUT / Eriksson, SWE									theoretical besttime: 1:29.817								
1	2:01.277	51.827	189	35.709	199	33.741	198		5	4:16.044	3:12.741	185	34.415	207	28.888	204	
2	1:31.405	29.014	191	33.781	207	28.610	200		6	1:32.934	30.040	196	33.799	207	29.095	204	
3	1:30.023	28.623	198	32.997	210	28.403	200		7	1:30.212	28.417	198	33.141	211	28.654	201	
4	1:42.617	28.827	197	34.291	206	39.499	49		8	2:04.669	28.825	196	41.948	130	53.896	49	
87 Beaubelique, FRA / Gounon, FRA									theoretical besttime: 1:29.676								
1	3:03.977	1:55.722	175	36.477	193	31.778	200		5	2:31.660	1:28.582	194	34.022	208	29.056	203	
2	1:30.766	28.946	198	33.201	210	28.619	200		6	1:30.081	28.735	199	33.124	210	28.222	202	
3	1:32.837	28.693	199	33.063	210	31.081	201		7	1:29.725	28.399	200	33.055	211	28.271	200	
4	1:40.210	28.736	197	33.380	209	38.094	49		8	1:45.322	28.501	200	33.458	207	43.363	49	
88 Serralles, PUR / Juncadella, ESP									theoretical besttime: 1:29.544								
1	1:55.020	44.608	193	36.280	197	34.132	201		6	1:32.408	28.546	194	33.391	210	30.471	203	
2	1:31.809	28.648	200	33.475	210	29.686	203		7	1:32.301	28.474	200	34.011	204	29.816	203	
3	1:29.743	28.415	201	32.993	211	28.335	201		8	1:29.668	28.279	201	32.930	211	28.459	201	
4	1:42.565	28.373	202	33.044	210	41.148	49		9	2:08.609	31.926	176	41.083	144	55.600	43	
5	2:52.793	1:43.971	192	37.419	138	31.403	202										
89 Bourret, FRA / Belloc, FRA									theoretical besttime: 1:29.902								
1	2:05.587	53.917	185	35.866	203	35.804	201		6	2:49.700	1:38.565	185	36.369	193	34.766	202	
2	1:31.365	29.296	195	33.474	207	28.595	201		7	1:30.253	28.831	198	33.218	210	28.204	202	
3	1:31.056	29.093	195	33.494	208	28.469	200		8	1:30.186	28.652	198	33.046	210	28.488	200	
4	1:30.780	29.020	196	33.330	209	28.430	200		9	3:03.844	1:32.770	178	41.449	146	49.625	39	
5	1:44.337	29.988	185	35.089	203	39.260	49										





Blancpain GT Series Sprint Cup

Sector List Qualifying 2

Provisional



Circuit Zolder, Length: 4000m
 Air temperature: 23.27°C
 Track temperature: 25.56°C
 Weather condition: Dry

Saturday, June 03, 2017 9:45:00

Lap	Time	SE1	SP1	SE2	SP2	SE3	SP3	TSP	Lap	Time	SE1	SP1	SE2	SP2	SE3	SP3	TSP
90 Meadows, GBR / Marciello, ITA									theoretical besttime: 1:29.577								
1	1:52.421	42.547	190	37.221	200	32.653	201		5	2:45.645	1:37.481	159	37.130	155	31.034	202	
2	1:30.541	28.913	200	33.267	210	28.361	202		6	1:29.577	28.471	200	32.942	211	28.164	202	
3	1:29.922	28.563	201	33.064	210	28.295	202		7	1:42.280	30.256	196	34.310	204	37.714	49	
4	1:43.293	28.568	201	33.063	210	41.662	49										
98 Palttala, FIN / Krohn, FIN									theoretical besttime: 1:30.276								
1	8:27.012	7:23.730	197	34.420	203	28.862	202		3	1:30.276	28.660	198	33.115	210	28.501	202	
2	1:34.355	28.715	198	33.420	209	32.220	202		4	1:39.900	28.738	198	33.310	209	37.852	49	
99 da Costa, PRT / Eng, AUT									theoretical besttime: 1:31.744								
1	8:52.967	7:46.140	181	38.152	205	28.675	202		3	1:30.002	28.669	196	33.076		28.257	200	
2	1:29.934	28.633	197	32.907	210	28.394	203		3	1:48.606	29.158	192	34.224	204	45.224	49	
2	1:36.971	28.845	197	37.684	183	30.442	203										
333 Mattschull, DEU / Keilwitz, DEU									theoretical besttime: 1:30.204								
1	2:34.726	1:22.707	190	41.430	113	30.589	203		5	3:04.030	2:00.324	197	33.486	209	30.220	202	
2	1:31.263	29.414	189	33.493	211	28.356	203		6	1:30.613	29.095	195	33.218	210	28.300	206	
3	1:30.209	29.025	196	33.014	210	28.170	203		7	1:31.263	29.142	194	33.455	206	28.666	200	
4	1:41.229	29.020	195	33.598	206	38.611	49		8	1:45.373	29.239	193	33.706	203	42.428	49	
888 Earle, USA / Perel, ZAF									theoretical besttime: 1:30.443								
1	2:21.917	1:13.012	140	36.701	204	32.204	203		5	1:30.987	29.111	197	33.397	208	28.479	206	
2	1:31.664	29.598	197	33.886	206	28.180	203		6	1:30.504	29.077	197	33.237	210	28.190	206	
3	1:41.166	29.309	196	33.384	210	38.473	49		7	1:32.814	29.026	197	33.655		30.133	204	
4	4:02.667	2:53.133	191	34.514	148	35.020	204		8	2:05.743	29.293	196	39.143	135	57.307	42	



Handwritten signature

